


LOW NOX CLASS 3 EN676 _ NOX<80MG/KWH

GAS P 100/M-150/M CE-LX



Burners for gas two stages progressive (hi-low flame) or modulating (PID fully modulating) with the addition of the optional system modulation kit plus feeder. Fan at high pressurisation, combustion head with adjustment at high efficiency and high flame stability. Complete of supports and tie-rods for burner extraction: easy maintenance.

For the model 150 the valve proving system is installed as standard.

Disposition rationalized of the components with accessibility facilitated for the operations of setting and maintenance.

Gas train complete of working valve with flow adjustment, safety valve, gas pressure switch, filter stabiliser of gas pressure, completely assembled, electrically linked and tested.

TECHNICAL DATA

MODEL		GAS P 100/M CE-LX	GAS P 150/M CE-LX
Thermal power 1°st./min 2°st.-max 2°st. *	Mcal/h	133/400-851	230/700-1300
Thermal power 1°st./min 2°st.-max 2°st. *	kW	155/466-990	267/814-1513
Flow-rate G20 (NATURAL GAS) min. 1° st./min 2° st.-max 2° st.*	Nm³/h	15.5/46.7-99.4	26.8/82-152
Fuel		NATURAL GAS (second family)	
Combustible category		2R'2H'2L'2E'2E+'2Er'2ELL'2E(R)B	
Nox**	mg/kWh	<80 : class 3 (EN 676)	<80 : class 3 (EN 676)
Intermittent working operation (min. 1 stop every 24 hours) 2 stages progressive or modulating			
Environmental conditions operation / storage		-15...+40°C/-20...+70°C, relative umidity max 80%	
Max temperature combustion air	°C	60	60
Min. pressure gas train D1" 1/2 FS40 NATURAL GAS***	mbar	42	-
Min. pressure gas train D2" FS50 NATURAL GAS***	mbar	38	60
Min. pressure gas train DN65 FS65 NATURAL GAS***	mbar	27	40
Min. pressure gas train DN80 FS80 NATURAL GAS***		-	32
Max pressure on the valve's inlet	mbar	360	360
Nominal electric power	kW	2.7	3.4
Fan motor	kW	2.2	3
Power absorbed	A	5.2	6
Auxiliary power absorbed	A	0.5	0.6
Power supply		3 ~400V,1/N ~230V-50Hz	3 ~400V,1/N ~230V-50Hz
Electric protection degree		IP40	IP40
Sound level max****	dB(A)	81-82	83-84
Burner weight*****	kg	65	79

* Reference conditions: Environment temperature 20°C - Barometric pressure 1013 mbars - Altitude 0 metre (sea level)

** In order to obtain low Nox emission as declared, burner must be matched to the proper boiler for this application: boiler with 3 turns for the exhaust gas, condensing boilers and any generator with direct exhaust outlet and the thermal load that is not higher than 1,8 MW/m³

*** Minimum pressure of gas feeding to the gas train in order to obtain the maximum power of the burner considering the back pressure in combustion chamber to a value of 0 (zero)

**** Measured sonorous pressure in the laboratory combustion, with functional burner on beta boiler to 1 metre of distance (UNI EN ISO 3746 law)

***** For burner with long head add 3 kg weight

FIRING RATES

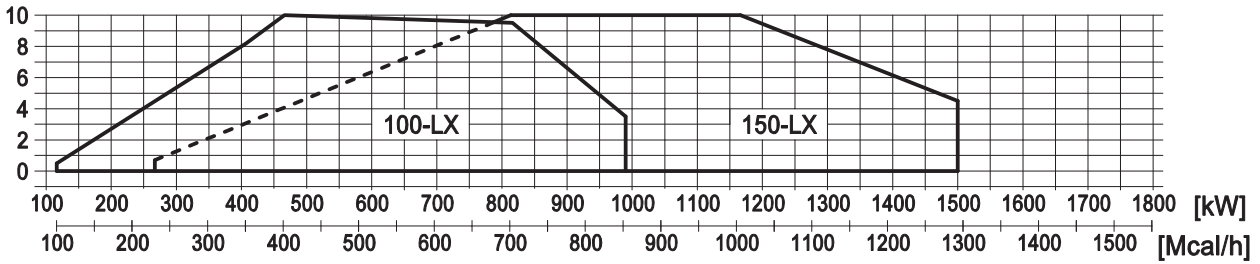
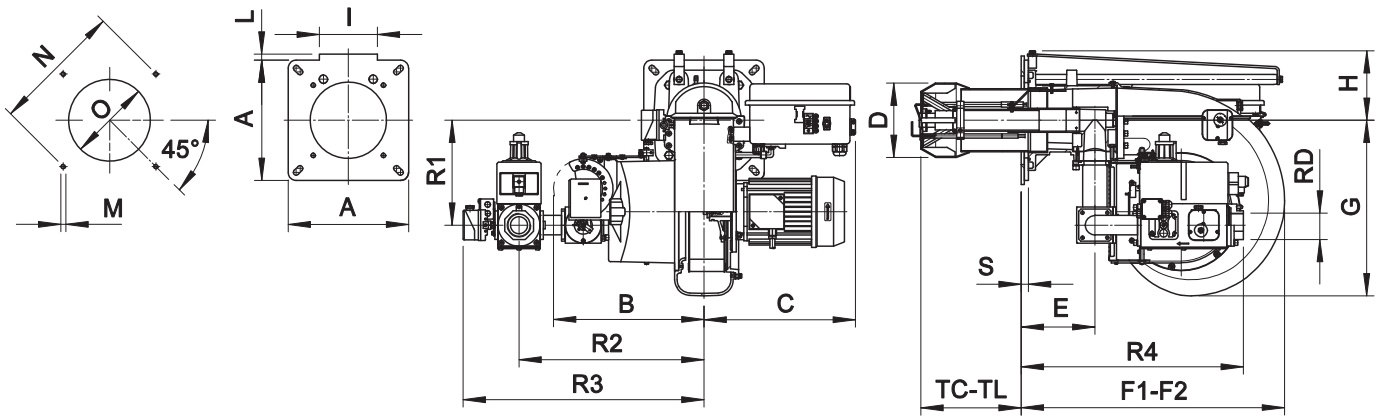


Fig. 1 X = Thermal power [kg/h - Mcal/h] Y = Pression in the combustion

The firing rates has been obtained based on test boilers in accordance with EN267 standards and are indicative of matching the burner to the boiler. For the correct operation of the burner bruciatore, combustion chamber dimensions must be in accordance with current regulation. In case of non-compliance, contact the manufacturer.

DIMENSIONS [MM]



MODEL	A	B	C	D	E	F1	F2	G	H	I	L	M
GAS P100/M CE-LX-D1" 1/2	300	376	372	185	184	660	1160	438	173	0	0	M12
GAS P100/M CE-LX-D2"	300	376	372	185	184	660	1160	438	173	0	0	M12
GAS P100/M CE-LX-DN65	300	376	372	185	184	660	1160	438	173	0	0	M12
GAS P150/M CE-LX-D2"	320	376	372	240	193	800	1380	438	213	183	40	M14
GAS P150/M CE-LX-DN65	320	376	372	240	193	800	1380	438	213	183	40	M14
GAS P150/M CE-LX-DN80	320	376	372	240	193	800	1380	438	213	183	40	M14

MODEL	N min	N max	O min*	O max	S	TC	TL	R1	R2	R3	R4	RD	Gas train weight
GAS P100/M CE-LX-D1" 1/2	340	368	195	250	18	250	385	260	460	600	554	1"1/2	20 kg
GAS P100/M CE-LX-D2"	340	368	195	250	18	250	385	260	460	600	554	2"	20 kg
GAS P100/M CE-LX-DN65	340	368	195	250	18	250	385	260	500	592	580	DN65	25 kg
GAS P150/M CE-LX-D2"	340	368	250	250	23	280	400	228	510	673	552	2"	22 kg
GAS P150/M CE-LX-DN65	340	368	250	250	23	280	400	228	510	665	590	DN65	27 kg
GAS P150/M CE-LX-DN80	340	368	250	250	23	280	400	228	550	720	630	DN80	37 kg

* Recommended diameter of hole on the boiler
 F2 = overall dimension with the burner out in position of maintenance

The illustrations and data here shown are indicative. F.B.R. Bruciatori S.r.l. reserves the right to bring, without any obligation of warning, any changes that would be appropriate to the continuing development of their products.