

000578

# CERTIFICATE

No. 902104



This is to certify that the Quality Management System of

**GRUP IMAJ AYDINLATMA SANAYI VE TICARET A.S.**  
KAVAKLI MAHALLESİ DENİZ AKTAS CADDESİ NO: 6 BEYLİKDUZU  
İSTANBUL  
TURKEY

has been assessed and found to be in compliance with the standard

**ISO 9001:2015**

applicable to

**DESIGN AND PRODUCTION OF FLUORESCENT LAMPS  
BALLASTS, HIGH PRESSURE LAMPS BALLASTS,  
ELECTRONIC BALLASTS AND DRIVERS, IGNITORS,  
INTERNAL AND EXTERNAL LUMINAİRES, LED INTERNAL  
AND EXTERNAL LUMINAİRES AND FLOODLIGHTS,  
LIGHTING POLES, LIGHTING AUTOMATION, LOW &  
HIGH VOLTAGE DISTRIBUTION BOXES, HIGH PRESSURE  
LAMPS, SAFETY AND ISOLATION TRANSFORMERS,  
MEDIUM VOLTAGE FUSES.**

The certificate has been issued under No. **902104** for the registration period from 2<sup>nd</sup> February 2019 to 1<sup>st</sup> February 2020. The first

certificate date of issue is 2<sup>nd</sup> February 2015.

Approved by

Printed by



S 3137

validity code: **136B9FBF-CBB**

Check the validity of this certificate using this code at [www.ll-c.info](http://www.ll-c.info)



902104

# CERTIFICATE

No. 902104



This is to certify that the Environmental Management System of

**GRUP IMAJ AYDINLATMA SANAYI VE TICARET A.S.**  
KAVAKLI MAHALLESİ DENİZ AKTAS CADDESİ NO: 6 BEYLİKDUZU  
ISTANBUL  
TURKEY

has been assessed and found to be in compliance with the standard

**ISO 14001:2015**

applicable to

**DESIGN AND PRODUCTION OF FLUORESCENT LAMPS  
BALLASTS, HIGH PRESSURE LAMPS BALLASTS,  
ELECTRONIC BALLASTS AND DRIVERS, IGNITORS,  
INTERNAL AND EXTERNAL LUMINAIRES, LED INTERNAL  
AND EXTERNAL LUMINAIRES AND FLOODLIGHTS,  
LIGHTING POLES, LIGHTING AUTOMATION, LOW &  
HIGH VOLTAGE DISTRIBUTION BOXES, HIGH PRESSURE  
LAMPS, SAFETY AND ISOLATION TRANSFORMERS,  
MEDIUM VOLTAGE FUSES.**

The certificate has been issued under No. **902104** for the registration period from 2<sup>nd</sup> February 2019 to 1<sup>st</sup> February 2020. The first

certificate date of issue is 2<sup>nd</sup> February 2015.

Approved by

Printed by



validity code: **9750F113-61F**

Check the validity of this certificate using this code at [www.ll-c.info](http://www.ll-c.info)



# 125512

# CERTIFICATE

No. 902104



This is to certify that the Occupational Health and Safety Management System of

**GRUP IMAJ AYDINLATMA SANAYI VE TICARET A.S.**  
KAVAKLI MAHALLESİ DENİZ AKTAS CADDESİ NO: 6 BEYLIKDUZU  
ISTANBUL  
TURKEY

has been assessed and found to be in compliance with the standard

**BS OHSAS 18001:2007**

applicable to

**DESIGN AND PRODUCTION OF FLUORESCENT LAMPS  
BALLASTS, HIGH PRESSURE LAMPS BALLASTS,  
ELECTRONIC BALLASTS AND DRIVERS, IGNITORS,  
INTERNAL AND EXTERNAL LUMINAIRES, LED INTERNAL  
AND EXTERNAL LUMINAIRES AND FLOODLIGHTS,  
LIGHTING POLES, LIGHTING AUTOMATION, LOW &  
HIGH VOLTAGE DISTRIBUTION BOXES, HIGH PRESSURE  
LAMPS, SAFETY AND ISOLATION TRANSFORMERS,  
MEDIUM VOLTAGE FUSES.**

The certificate has been issued under No. **902104** for the registration period from 2<sup>nd</sup> February 2019 to 1<sup>st</sup> February 2020. The first certificate date of issue is 2<sup>nd</sup> February 2015.


Approved by

Printed by



validity code: **2F3AE1CA-C3C**

Check the validity of this certificate using this code at [www.ll-c.info](http://www.ll-c.info)



# TANÚSÍTVÁNY *Certificate*



Tanúsítvány Szám. *Certificate No.*

HN 69261476

Oldal *Page*

0001

Jegyzőkönyv Szám *Test Report No.*

28248342 001

Kiadás dátuma *Date of Issue*

2019.03.21

Tanúsítvány Tulajdonos *Certificate Holder*

**GRUP İMAJ AYDINLATMA SAN. TİC. A.Ş.**

Deniz Aktaş Cad. No:6 Kavaklı -  
Beylikdüzü,  
34520 İstanbul  
Turkey

Gyártóhely *Manufacturing Plant*

**ÇİĞİR AYDINLATMA SANAYİ VE TİCARET  
ERDEM YARAR**

Emekyemez Mh. Bankalar Cad. Tutsak Sk.  
No:4 K4-5, 34100 Beyoğlu,  
İstanbul  
Turkey

Vizsgálati Jel *Test Mark*



Tanúsítás alapjául szolgáló előírások *Tested according to*

EN 61347-2-1:2001+A1:2006+A2:2014

EN 61347-1:2015

EN 60927:2007+A1:2013

Tanúsított Termék

*Certified Product*

(Termék Azonosítása)

*(Product Identification)*

Built-in ignitor

Type reference: 1) IM03, 2) IM03T, 3) IM04, 4) IM04T

Márkajel

*Trademark*

İMAJ

Ratings: AC 220-240V, 50-60Hz;

1)2) 35-70W, 3) 100-400W, 4) 35-400W

Pulse voltage: 1)2) 1.8-2.4kV,

3)4) 3-4.5kV

ta: -25°C to +85°C

A tanúsítvány a fenti termék típusra vonatkozik. A tanúsítvány a TÜV Rheinland InterCert Kft. Vizsgálati, Ellenőrzési és Tanúsítási Szabályzatán alapszik. A tanúsított termék megfelel a fenti vizsgálati előírásoknak, a sorozatgyártása ellenőrzött. A fenti ENEC jel használatának joga engedélyezett a tanúsított terméken. Ezt az Engedélyt egy, a CENELEC Jelhasználati Bizottság ENEC egyezményt aláíró testület adta ki.

*This certificate refers to the above mentioned product type. The certificate is based on the Testing, Inspection and Certification Regulation of TÜV Rheinland InterCert Kft. The certified product fulfils the above listed requirements and its manufacturing is subject to surveillance. The right to use the above ENEC mark is permitted on the certified product. This Licence has been established by a body which is a signatory to the ENEC Agreement.*

Tanúsító Szervezet  
*Certification Body*

TÜV Rheinland InterCert Kft., MEEI Division – Product Certification

H-1132 Budapest, Váci út 48/A-B

www.tuv.com

TT 01-T06(e)\_5\_0



Tünde Potencsik

# TANÚSÍTVÁNY *Certificate*



Tanúsítvány Szám. *Certificate No.*

HN 69261660

Oldal *Page*

0001

Jegyzőkönyv Szám *Test Report No.*

28248572 001

Kiadás dátuma *Date of Issue*

2019.03.21

Tanúsítvány Tulajdonos *Certificate Holder*

**GRUP İMAJ AYDINLATMA SAN. TİC. A.Ş.**

Deniz Aktaş Cad. No:6 Kavaklı -  
Beylikdüzü,  
34520 Istanbul  
Turkey

Gyártóhely *Manufacturing Plant*

**GRUP İMAJ AYDINLATMA SAN. TİC. A.Ş.**

Deniz Aktaş Cad. No:6 Kavaklı -  
Beylikdüzü,  
34520 Istanbul  
Turkey

Vizsgálati Jel *Test Mark*



Tanúsítás alapjául szolgáló előírások *Tested according to*

EN 61347-2-9:2013

EN 61347-1:2008 + A1:2011 + A2:2013

EN 60923:2005+A1:2006

Tanúsított Termék

*Certified Product*

(Termék Azonosítása)

(*Product Identification*)

Ballast for high pressure mercury/sodium vapor lamps

Type reference:

SV50W, SW70W, SV100W, SV110W,  
SV150W, SV210W, SV250W, SV400W

Márkajel

*Trademark*

İMAJ

Ratings:

Rated voltage, frequency: 220V, 50Hz;

Rated power: 50W, 70W, 100W, 110W, 150W,  
210W, 250W, 400W

Rated current: 0.76A, 1.00A, 1.15A, 1.15A,  
1.8A, 2.15A, 3.00A, 4.6A

A tanúsítvány a fenti termék típusra vonatkozik. A tanúsítvány a TÜV Rheinland InterCert Kft. Vizsgálati, Ellenőrzési és Tanúsítási Szabályzatán alapszik. A tanúsított termék megfelel a fenti vizsgálati előírásoknak, a sorozatgyártása ellenőrzött. A fenti ENEC jel használatának joga engedélyezett a tanúsított terméken. Ezt az Engedélyt egy, a CENELEC Jelhasználati Bizottság ENEC egyezményt aláíró testület adta ki.

*This certificate refers to the above mentioned product type. The certificate is based on the Testing, Inspection and Certification Regulation of TÜV Rheinland InterCert Kft. The certified product fulfils the above listed requirements and its manufacturing is subject to surveillance. The right to use the above ENEC mark is permitted on the certified product. This Licence has been established by a body which is a signatory to the ENEC Agreement.*

Tanúsító Szervezet

*Certification Body*

TÜV Rheinland InterCert Kft., MEEI Division – Product Certification

H-1132 Budapest, Váci út 48/A-B

www.tuv.com

TT 01-T06(e)\_5\_0



Tunde Potencsik

1.

*Our products are warranted for 2 (two) years period against the manufacturing, material, labor defects providing that there is no misuse and interference for repairment and/or other reasons by people who are not qualified in electrical issues.*

1. Damages and failures due to user errors.
2. Damages and failures caused during loading, discharge and transportation after delivered to the consumer.
3. Damages and failures due to under voltage or high voltage, no grounding, faulty electrical installations made by unauthorized bodies/people and using the product at a different voltage than the voltage written on the label
4. Damages and failures due to fire and stroke of lightning.
5. Interfering in faulty piece or product, exposing to destructive synthetic materials, accident, negligence, usage by unqualified people and other usage faults, the damages on exterior surface are not

COVERED BY THE GUARANTEE

## Manufacturing Company

Corporate Name: GRUP İMAJ AYDINLATMA SAN.VE TİC. A.Ş.

Adress: DENİZ AKTAŞ CAD.NO:6 KAVAKLI/BEYLİKDÜZÜ – İSTANBUL

TEL : +90(212) 689 93 10

FAX: +90(212) 689 93 11

E-mail: [info@grupimaj.com](mailto:info@grupimaj.com)

Website: [www.grupimaj.com](http://www.grupimaj.com)

Signature/ Stamp of Company Executive

## About Product

Type :

Brand :

Model :

Banderol and Serial No:

Delivery date and place:

Guarantee Period: 2 (two) Years

## About Vendor

Corporate Name:

Address :

Tel :

Fax :

Invoice date:

Date/Signature/Stamp:

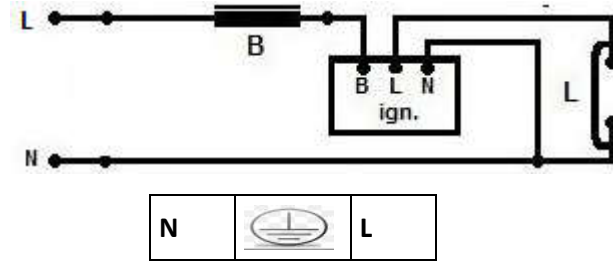
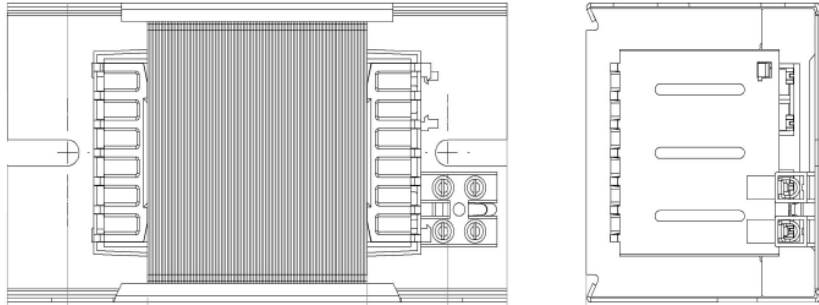


GRUP İMAJ

BALAST MANUAL

50W-100W-150W-250W-400W





### Technical Features

Ballast cover resistant to high temperature

Click-fit electric terminals and montage cable option from 0.55 to 15 mm<sup>2</sup>

220-230 Volt Option

### Montage and Technical Connection

- 1- The bottom plate in the ballast equipment section is disassembled and installed with a stainless cross-head screw and philips head screwdriver.
- 2- Ballast is installed to metal bottom in terms of the security of maintenance and repair.
- 3- Terminals on the ballast end are mounted to connectors in order to install the cables.
- 4- 1.5mm<sup>2</sup> single core cables are mounted to the tip of the electric terminals with a flathead screwdriver after electric terminals mounted to ballast terminals.
- 5- Igniter, socket, capacitor are mounted by means of cables, respectively after the montage of ballast.
- 6- For excellent operation of the terminals, the cable isolation layer must be opened by 8mm.



### Montage Connection Diagram

## IGNITOR

### IM03-IM03T-IM04-IM04T

### Sodium and Metal Halide Lamp Ignitor

### Standards

EN 60927

EN 61347-2-1



	<i>IM03</i>	<i>IM03 T</i>	<i>IM04</i>	<i>IM04 T</i>	<i>IM04 T</i>
<b>MODEL</b>	<b>35-70 W</b>	<b>35-70 W</b>	<b>100-400 W</b>	<b>100-400 W</b>	<b>35-400 W</b>
<b>Fixture Standards</b>	<b>EN 61347-2-1 EN 60927</b>	<b>EN 61347-2-1 EN 60927</b>	<b>EN 61347-2-1 EN 60927</b>	<b>EN 61347-2-1 EN 60927</b>	<b>EN 61347-2-1 EN 60927</b>
<b>Type</b>	<b>No timing</b>	<b>Timing</b>	<b>No timing</b>	<b>Timing</b>	<b>Timing</b>
<b>Time setting</b>	<b>No timing</b>	<b>5,10,15.20 sec</b>	<b>No timing</b>	<b>5,10,15.20 sec</b>	<b>5,10,15.20 sec</b>
<b>Declaration and marking</b>	<b>ENEC/TSE / CE</b>	<b>ENEC/TSE / CE</b>	<b>ENEC/TSE / CE</b>	<b>ENEC/TSE / CE</b>	<b>ENEC/TSE / CE</b>
<b>Mains Frequency</b>	<b>50-60 Hz</b>	<b>50-60 Hz</b>	<b>50-60 Hz</b>	<b>50-60 Hz</b>	<b>50-60 Hz</b>
<b>Ignition voltage</b>	<b>1,8-2,4 Kv</b>	<b>1,8-2,4 Kv</b>	<b>3-4,5Kv</b>	<b>3-4,5Kv</b>	<b>3-4,5Kv</b>
<b>Max. Permissible lamp current</b>	<b>3 A</b>	<b>3 A</b>	<b>5 A</b>	<b>5 A</b>	<b>5 A</b>
<b>Max. Lamp distance to ignition</b>	<b>1,5 m</b>	<b>1,5 m</b>	<b>1,5 m</b>	<b>1,5 m</b>	<b>1,5 m</b>
<b>Load capacity</b>	<b>20.....150 pF</b>	<b>20.....150 pF</b>	<b>20.....150 pF</b>	<b>20.....150 pF</b>	<b>20.....150 pF</b>
<b>Wire cross section</b>	<b>max 2,50 mm<sup>2</sup></b>	<b>max 2,50 mm<sup>2</sup></b>	<b>max 2,50 mm<sup>2</sup></b>	<b>max 2,50 mm<sup>2</sup></b>	<b>max 2,50 mm<sup>2</sup></b>
<b>Tc (° C) Max. housing temp.</b>	<b>105° C</b>	<b>105° C</b>	<b>105° C</b>	<b>105° C</b>	<b>105° C</b>
<b>Ta (°C)</b>	<b>-25°.....+85° C</b>	<b>-25°.....+85° C</b>	<b>-25°.....+85° C</b>	<b>-25°.....+85° C</b>	<b>-25°.....+85° C</b>
<b>Mains Voltage</b>	<b>198...242V</b>	<b>198...242V</b>	<b>198...242V</b>	<b>198...242V</b>	<b>198...242V</b>
<b>Weight</b>	<b>133 gr</b>	<b>133 gr</b>	<b>133 gr</b>	<b>133 gr</b>	<b>133 gr</b>
<b>Lamps</b>	<b>HS 35-70 W</b>	<b>HS 35-70 W</b>	<b>HS 100-400 W HI 35-400 W</b>	<b>HS 100-400 W HI 35-400 W</b>	<b>HS 100-400 W HI 35-400 W</b>

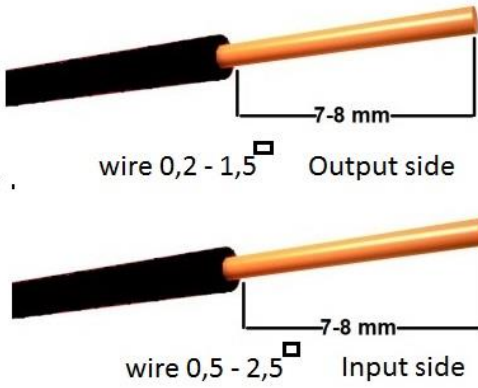


## INSTRUMENT INSTALLATION INSTRUCTIONS

### Cabling Type and Section

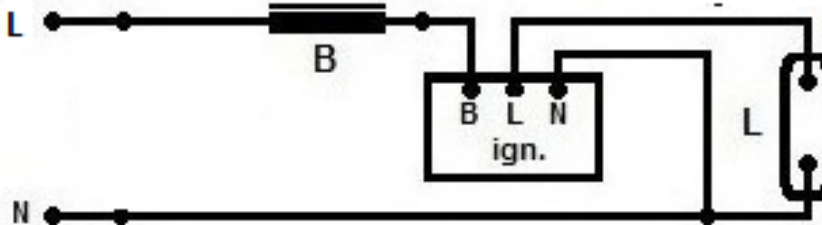
Input and output information can be seen in the figure below. As it is shown in the output side wire 0,2- 1,5mm<sup>2</sup> and in the input side 0,5-2.5mm<sup>2</sup>. The insulation of the cables must be opened by 8 mm to ensure that the terminals work perfectly.

The lamp should be selected according to the ignition cable voltage. It is recommended to use the same wire types and same wire diameters. Make sure that the cables are connected securely.



### Attention!

Always switch off the mains voltage before replacing the lamp. Voltage start is 1,8 kV in 35-70W and 35-400W Igniter and 3 kV in 100-400W Igniter. Not suitable for use with internal ignition lamps. Igniters can be used in Class I and Class II luminaires. The maximum torque is 4 Nm. Terminals that are not tightened as much as necessary can cause back. Incorrect connection may cause damage to the igniter.



GRUP İMAJ AYDINLATMA SAN.VE TİC. A.Ş.

ADRES: DENİZ AKTAŞ CAD.NO:6 KAVAKLI/BEYLİKDÜZÜ – İSTANBUL TEL : +90(212) 689 93 10 FAX: +90(212) 689 93 11

[info@grupimaj.com](mailto:info@grupimaj.com) [www.grupimaj.com](http://www.grupimaj.com)