

**Nanjing Perlove Medical Equipment Co., Ltd**

Add: No.97, Wangxi Road, Jiangning District, Nanjing 211122  
Tel: +86-25-87187780 +86-25-68571666-9350 9353  
Fax: +86-25-87187780  
Http://www.perlove.com.cn  
E-mail: overseas@perlove.com.cn



**OUR UPCOMING EXHIBITIONS:**

You can see more details on our website  
Http://www.perlove.com.cn




**PERLOVE MEDICAL**

**For Overseas Market:** Nanjing Perlove Medical Equipment Co.,Ltd.  
**For Domestic Market:** Nanjing Perlove Medical Equipment Co.,Ltd.  
Zhuhai Perlead Medical Equipment Co.,Ltd.

# PLX112B


High Frequency Mobile C-arm System

Version 2.0 Year 2020




Pulse control ,Digital radiography ,Auto fluoroscopy

- ※ High frequency high voltage x-ray generator and high precision digital pulse control technology ensure excellent image with low skin dose.
- ※ Digital radiography function, no more film-screen system, simplify the operate process.
- ※ Maximum optimize the image brightness and definition depend on the kV/ mA auto trace function.
- ※ Electric controlled collimator satisfy multi-angle and multi-directional anatomical display requirements.



Digital mega pixels image system

- ※ High quality image intensifier.
- ※ High definition CCD camera.
- ※ High resolution high-brightness monitoring system.

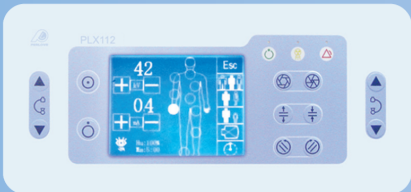


- ※ Equipped with workstation to realize the functions include registration, image collection, processing, issue the report and so on, Dicom interface to connect the hospital imaging network.

Attractive design, Compact appearance  
More details , Less dose

Friendly user interface, convenient operate

- ※ Human graphic LCD touchscreen system
- ※ Hand controller design support long distance exposure.



Flexible C-arm Design

All angles rotation



C-arm move around horizontal axis at  $\pm 180^{\circ}$



C-arm move along orbit  $120^{\circ} (+90^{\circ} \sim -30^{\circ})$



C-arm move backward and forward  $\geq 200\text{mm}$





C-arm vertical movement  $\geq 400\text{mm}$



C-arm swing range at  $30^{\circ} (\pm 15^{\circ})$

- ※ Divertible main wheel together with direction wheels make movement more flexible.
- ※ Motor arm take the movement of machine more stable during moving.



Technical Parameters

Item	PLX112B	PLX112B1
Power Output	5kW	5kW
Inverter Frequency	40kHz	40kHz
Dual focus	0.3/1.5	0.6/1.8
Continuous Fluoroscopy Mode(manual & automatic)	Tube Voltage:40kV~120 kV	Tube Voltage:40kV~120 kV
	Tube Current:0.3mA~4mA	Tube Current:0.3mA~4mA
Pulse Fluoroscopy	Tube Voltage:40kV~120 kV	Tube Voltage:40kV~120 kV
	Tube Current:0.3mA~30mA	Tube Current:0.3mA~30mA
Radiography Mode	Tube Voltage:40 kV~120 kV	Tube Voltage:40 kV~120 kV
	Tube Current:25 mA ~100mA	Tube Current:25 mA~100mA
	mAs:1~180 mAs	mAs:1~180 mAs

