AMK
Asia Medical Care

RespSuc™ Closed Suction Catheter

№	Product Code	Size / Type	Picture	Product Specification & Description	Colour Code	Tube OD (mm)	Length of Tube (mm)
1	RS-02410	Neonatal Endotracheal /24H		Double Swivel Y-shape Elbow Endotracheal, Built in MDI Adapter, Separator, Flex Tube	Grey	5Fr (1.7mm)	300mm
2	RS-02411	Neonatal Endotracheal /24H			Light green	6Fr (1.95mm)	300mm
3	RS-02412	Pediatric Endotracheal /24H			Ivory	7Fr (2.3mm)	300mm
4	RS-02413	Pediatric Endotracheal /24H			Light blue	8Fr (2.7mm)	300mm
5	RS-02414	Adult/24H/Endotracheal			Black	10Fr (3.35mm)	600mm
6	RS-02415	Adult/24H/Endotracheal			White	12Fr (4.05mm)	600mm
7	RS-02416	Adult/24H/Endotracheal			Green	**14Fr (4.75mm)**	600mm
8	RS-02417	Adult/24H/Endotracheal			Orange	16Fr(5.45mm)	600mm
9	RS-12410	Neonatal Tracheostomy/24H		Double Swivel Y-shape Elbow Tracheostomy, Built in MDI Adapter, Separator, Flex Tubes	Grey	5Fr (1.7mm)	300mm
10	RS-12411	Neonatal Tracheostomy/24H			Light green	6Fr (1.95mm)	300mm
11	RS-12412	Pediatric Tracheostomy /24H			Ivory	7Fr (2.3mm)	300mm
12	RS-12413	Pediatric Tracheostomy /24H			Light blue	8Fr (2.7mm)	300mm
13	RS-12414	Adult/24H/Tracheostomy			Black	10Fr (3.35mm)	300mm
14	RS-12415	Adult/24H/Tracheostomy			White	12Fr (4.05mm)	300mm
15	RS-12416	Adult/24H/Tracheostomy			Green	**14Fr (4.75mm)**	300mm
16	RS-12417	Adult/24H/Tracheostomy			Orange	16Fr(5.45mm)	300mm
17	RS-07210	Swich Neonatal /72H/Endotracheal		Push Switch & Luer Lock type, Double Swivel Y-shape Elbow Endotracheal, Built in MDI Adapter, Separator, Flex Tube	Grey	5Fr (1.7mm)	300mm
18	RS-07211	Swich Neonatal /72H/Endotracheal			Light green	6Fr (1.95mm)	300mm
19	RS-07212	Swich Pediatric /72H/Endotracheal			Ivory	7Fr (2.3mm)	300mm
20	RS-07213	Swich Pediatric /72H/Endotracheal			Light blue	8Fr (2.7mm)	300mm
21	RS-07214	Swich Adult /72H/Endotracheal			Black	10Fr (3.35mm)	600mm
22	RS-07215	Swich Adult /72H/Endotracheal			White	12Fr (4.05mm)	600mm
23	RS-07216	Swich Adult /72H/Endotracheal			Green	**14Fr (4.75mm)**	600mm
24	RS-07217	Swich Adult /72H/Endotracheal			Orange	16Fr(5.45mm)	600mm
17	RS-17210	Swich Neonatal /72H/Tracheostomy		Push Switch & Luer Lock type, Double Swivel Y-shape Elbow Tracheostomy, Built in MDI Adapter, Separator, Flex Tube	Grey	5Fr (1.7mm)	300mm
18	RS-17211	Swich Neonatal /72H/Tracheostomy			Light green	6Fr (1.95mm)	300mm
19	RS-17212	Swich Pediatric /72H/Tracheostomy			Ivory	7Fr (2.3mm)	300mm
20	RS-17213	Swich Pediatric /72H/Tracheostomy			Light blue	8Fr (2.7mm)	300mm
21	RS-17214	Swich Adult /72H/Tracheostomy			Black	10Fr (3.35mm)	300mm
22	RS-17215	Swich Adult /72H/Tracheostomy			White	12Fr (4.05mm)	300mm
23	RS-17216	Swich Adult /72H/Tracheostomy			Green	**14Fr (4.75mm)**	300mm
24	RS-17217	Swich Adult /72H/Tracheostomy			Orange	16Fr(5.45mm)	300mm

Digitally signed by Iarovoi Petru
Date: 2021.12.30 09:16:29 EET
Reason: MoldSign Signature
Location: Moldova

AMK
Asia Medical Care

GUANGZHOU AMK MEDICAL EQUIPMENT CO., LTD.

B13&B14, Huachuang Industry Area, JinshanCun, Shiqi Town, Panyu District, Guangzhou, China

TEL-Phone:0086–020-31560583

Mailbox:info@amkmedical.com.cn

AMK
Asia Medical Care

Ingenious Quality
Intelligent Medical

LATEX-FREE STERILE EO CE 0123 FDA

Instructions for use

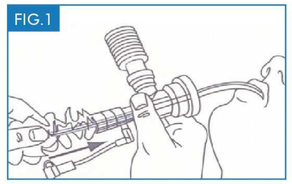

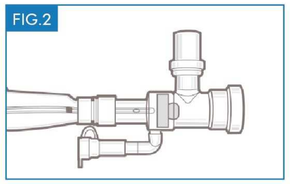

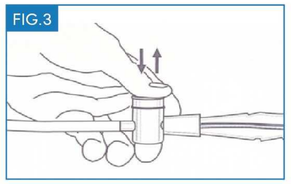

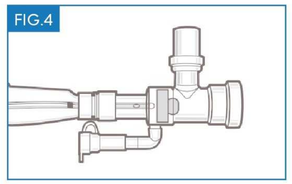

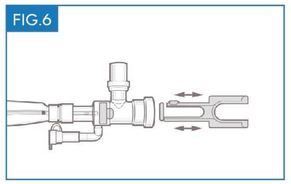

Setup:

1. Select appropriate size catheter.
2. Attach thumb control valve to suction tubing.
3. Depress and hold thumb valve and simultaneously adjust vacuum regulator to desired level.
4. Release thumb control valve and attach catheter between patient and the ventilator circuit.

Suggested Suction Procedure:

1. Stabilize catheter and endotracheal (ET) adapter with one hand then push the catheter into the endotracheal tube with the thumb and forefinger of the opposite hand (Fig1)
2. Advance catheter to desired depth.
3. Depress and hold thumb control valve, then gently withdraw catheter. Stop withdrawal when black marking ring is visible inside sleeve (Fig2)
4. Release thumb control valve .
5. Instill desired amount of fluid by syringe (other flush infusion set) into the irrigation port. Depress and hold thumb control valve while flushing.
6. After flushing the tube tip, remove syringe and close the cap on the irrigation port.
7. Repeat steps1 through 6 above as necessary.
8. It is intended to be used for 72 hours before changing. Change more frequently if catheter becomes heavily soiled during use.
9. The maximum sputum suction pressure for adults does not exceed 150mmHg, and the sputum suction pressure for infants and children is 80-100mmHg. The actual sputum suction time is recommended not to exceed 15s.

Patient Lavage Instructions:

1. For intubated patient, advance catheter 10-13cm (4-5 inches) into the endotracheal tube. For tracheostomy patient, advance the catheter 3-4 cm (1.5-2 inches) into the tracheostomy tube.
2. Advance catheter to desired depth and follow the above suggested suction procedure.

Catheter Irrigation Instruction:

1. Be sure the black marking ring is visible in the sleeve (Fig 2). Open cap on irrigation port.
2. Insert syringe into irrigation port and release your hand.
3. Depress the thumb control valve (Fig3) until the catheter and chamber are clear (Fig4).
4. Remove syringe and close cap on the irrigation port.
5. Lift and turn thumb control valve 180 degrees to lock position (Fig5)
6. Place catheter and suction tubing alongside breathing circuit.

Tracheostomy Patients:

1. Use tracheostomy 30cm (12 inch) catheters for patients with tracheostomy artificial airway only. If 30cm catheter is used on endotracheal artificial airway, ineffective suction may result.
2. Do not use 60cm (23.6 inch) catheters on tracheostomy patients. Mucosal damage may result.

Control Depth Suction (For catheters with numerical markings only)

1. Align any printed depth number on the catheter with the similar number printed on the endotracheal tube, or observe the printed number on the endotracheal tube closest to the endotracheal tube adapter.
2. Add 6 cm to this number.
3. Advance catheter untill the sum (depth plus 6) appears in the window directly across from irrigation port connector.
4. Catheter tip will be within 1 cm of the end of the artificial airway.

Thumb Control Valve Operation:

The thumb control valve can be locked to prevent inadvertent or accidental suction. To lock, lift white part of thumb control valve and rotate 180 degrees. To unlock, repeat this action (Fig5).

Closed Suction System Automatic Flushing 72H

Double Swivel Elbow

L-type 72 hour gas plug-in automatic switch
For Endotracheal Tube

L-type 72 hour gas cutting - automatic switch
For Tracheotomy tube

- Automatic Flushing Closed Suction System is the catheter that retracts within an isolated tubulent cleaning chamber. This reduced colonization may help reduce risk of VAE and VAP in your ventilated patients.
- Turbulent cleaning chamber creates cleansing action, resulting in a cleaner catheter.
- Hinged valve isolates catheter tip and helps prevent inadvertent lavage.
- Unique blue soft tip design reduces damage to the patients.

Product code	Size	Colour Code	Tube OD (mm)	Length of Tube (mm)
MC-07210	Adult/72H/Endotracheal	Black	10Fr (3.35mm)	600mm
MC-07211	Adult/72H/Endotracheal	White	12Fr (4.05mm)	600mm
MC-07212	Adult/72H/Endotracheal	Green	14Fr (4.75mm)	600mm
MC-07213	Adult/72H/Endotracheal	Orange	16Fr(5.45mm)	600mm
MC-07200	Adult/72H/Tracheostomy	Black	10Fr (3.35mm)	300mm
MC-07201	Adult/72H/Tracheostomy	White	12Fr (4.05mm)	300mm
MC-07202	Adult/72H/Tracheostomy	Green	14Fr (4.75mm)	300mm
MC-07203	Adult/72H/Tracheostomy	Orange	16Fr(5.45mm)	300mm

Closed Suction System Automatic Flushing 72H

T-Piece

- Automatic Flushing Closed Suction System is the catheter that retracts within an isolated tubulent cleaning chamber. This reduced colonization may help reduce risk of VAE and VAP in your ventilated patients.
- Turbulent cleaning chamber creates cleansing action, resulting in a cleaner catheter.
- Hinged valve isolates catheter tip and helps prevent inadvertent lavage.
- Unique blue soft tip design reduces damage to the patients.

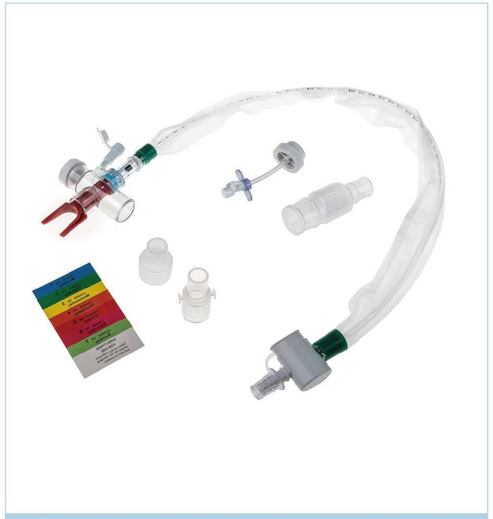

T-type 72 hour gas plug-in automatic switch
For Endotracheal Tube

T-type 72 hour gas cutting - automatic switch
For Tracheotomy tube

Product code	Size	Colour Code	Tube OD (mm)	Length of Tube (mm)
MC-07230	T-Piece Adult /72H/Endotracheal	Black	10Fr (3.35mm)	600mm
MC-07231	T-Piece Adult /72H/Endotracheal	White	12Fr (4.05mm)	600mm
MC-07232	T-Piece Adult /72H/Endotracheal	Green	14Fr (4.75mm)	600mm
MC-07233	T-Piece Adult /72H/Endotracheal	Orange	16Fr(5.45mm)	600mm
MC-07220	T-Piece Adult /72H/Tracheostomy	Black	10Fr (3.35mm)	300mm
MC-07221	T-Piece Adult /72H/Tracheostomy	White	12Fr (4.05mm)	300mm
Lot nr. 133 MC-07222	T-Piece Adult /72H/Tracheostomy	Green	14Fr (4.75mm)	300mm
MC-07223	T-Piece Adult /72H/Tracheostomy	Orange	16Fr(5.45mm)	300mm