



3.3 Auto-Filter


The auto-filter is used for the auto-filtering function that automatically selects "no filter" or three types of X-ray filter that control the characteristics of the X-rays.

When the auto-filtering function is used, the filter information can be registered or called step by step in accordance with the radiography program.

Note that the filter can be switched manually with the  (Filter selection) button even after the filter information has been called. When using RC-300, press the button on the touch panel of the X-ray tube support CH-200. For details, refer to the operation manual of the X-ray tube support CH-200.

 **Reference** CH-200 Operation Manual

For details about the filter information registration to the radiography program and its calling procedure, refer to the operation manual of the X-ray high-voltage generator that is being used in combination.



- The auto-filter is installed when the collimator is shipped from the factory.
- Notify your Shimadzu service representative before changing the type of X-ray filter.

3.3.1 Types of X-ray Filter

The material composing the X-ray filter is indicated in the display panel.

No.	Indication / Material	Application
1	Cu0 mm	No filter
2	Cu0.1 mm	The limbs, etc.
3	Cu0.2 mm	Trunk, vertebral body, etc.
4	Cu0.3 mm	Chest, abdomen, etc.