

ordering information

Unique portfolio offering low density & 12 cP formulas

	Reference	Viscosity	Density	Description
Squid	SQUID 34	34 cP	/	High viscosity & standard radiopacity
	SQUID 34LD	34 cP	30% less than Squid 34	High viscosity & less radiopacity
	SQUID 18	18 cP	/	Standard viscosity & standard radiopacity
	SQUID 18LD	18 cP	30% less than Squid 18	Standard viscosity & less radiopacity
	SQUID 12	12 cP	/	Low viscosity & standard radiopacity
	SQUID 12LD	12 cP	30% less than Squid 12	Low viscosity & less radiopacity

squid compatibilities*



Sonic
Detachable tip microcatheter



Eclipse 2L
Double lumen balloon microcatheter



Copernic 2L
Double lumen balloon microcatheter

*all DMSO compatible microcatheters

SQUID is manufactured by EMBO-FLUSSIGKEITEN AG. Route des Avouillons 30, CH-1196 GLAND, Switzerland. SONIC, ECLIPSE 2L & COPERNIC 2L are manufactured by BALT S.A.S. 10, rue de la Croix Vigneron, 95160 Montmorency, France. SQUID is a non-adhesive liquid embolic agent indicated for embolization of lesions in the peripheral and neurovasculature, including arteriovenous malformations and hypervascular tumors. SONIC is a reinforced microcatheter indicated in selective and hyperselective vascular catheterization for diagnostic or therapeutic purposes. ECLIPSE 2L and COPERNIC 2L double lumen balloons are intended for use in the peripheral vasculature and neurovasculature for temporary occlusion. The content of this document, in particular data, information, trademarks and logos are BALT S.A.S and affiliates' sole property. Consequently, all representation and/or reproduction, whether in part or in full, is forbidden and would be considered a violation of BALT S.A.S and affiliates' copyrights and other intellectual proprietary rights ©2017 BALT S.A.S and affiliates all rights reserved. This document with associated pictures are non-contractual and are solely dedicated to healthcare professionals and BALT S.A.S and affiliates' distributors. The products commercialized by BALT S.A.S and affiliates shall exclusively be used in accordance with the instructions for use which have been updated and included in the boxes. SQUID is class III CE marked (DQS Medizinprodukte GmbH CE0297) according to the Medical Device Directive 93/42/EEC since 2012. DC032GB (04/2018)

Balt S.A.S
10, rue de la Croix Vigneron, 95160 Montmorency France
Tél. : +33 (0)1 39 89 46 41
Fax : +33 (0)1 34 17 03 46
www.balt.fr



squid

the power of visibility,
the choice of fluidness



squid

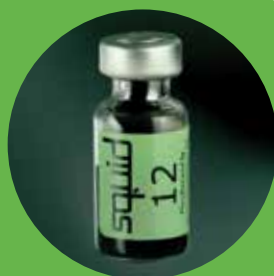
Last generation of EVOH co-polymer

Squid is indicated in the embolization of lesions in the peripheral and neurovasculature, including arteriovenous malformations and hypervascular tumours.



Each Squid kit contains

- One 1,5 mL vial of Squid
- One 1,5 mL vial of DMSO
- One 1 cc Blue syringe for DMSO
- Two 1 cc White syringes for Squid
- Two syringe adapters



Micronized TA grains

avm* treatment

Fluidness for full penetration

34 cP regular formula

18 cP regular formula

12 cP exclusive formula

To enable deeper penetration into the nidus & to reach distal microvessels

Visibility for optimum injections

Homogenous radiopacity

LD UNIQUE formulas

To assess the angioarchitecture of the AVM (30% less TA grains) & the volume of liquid embolic injected

Stable & controlled delivery to reach complete occlusion

Micronization process

To minimize Tantalum powder grain size

Cohesive penetration



15 minutes after shaking


Squid

Micronized grain size of Tantalum powder

Other liquid embolic agent

Standard grain size of Tantalum powder

Precipitation of Tantalum powder twice slower



Regular precipitation of Tantalum powder

*Arteriovenous Malformation

ordering information

Unique portfolio offering low density & 12 cP formulas

	Reference	Viscosity	Density	Description
Squid	SQUID 34	34 cP	/	High viscosity & standard radiopacity
	SQUID 34LD	34 cP	30% less than Squid 34	High viscosity & less radiopacity
	SQUID 18	18 cP	/	Standard viscosity & standard radiopacity
	SQUID 18LD	18 cP	30% less than Squid 18	Standard viscosity & less radiopacity
	SQUID 12	12 cP	/	Low viscosity & standard radiopacity
	SQUID 12LD	12 cP	30% less than Squid 12	Low viscosity & less radiopacity

squid compatibilities*



Sonic
Detachable tip microcatheter



Eclipse 2L
Double lumen balloon microcatheter



Copernic 2L
Double lumen balloon microcatheter

*all DMSO compatible microcatheters

Digitally signed by Vorontov Alexei
Date: 2023.10.13 00:59:59 EEST
Reason: MoldSign Signature
Location: Moldova



SQUID is manufactured by EMBO-FLUSSIGKEITEN AG. Route des Avouillons 30, CH-1196 GLAND, Switzerland. SONIC, ECLIPSE 2L & COPERNIC 2L are manufactured by BALT S.A.S. 10, rue de la Croix Vigneron, 95160 Montmorency, France. SQUID is a non-adhesive liquid embolic agent indicated for embolization of lesions in the peripheral and neurovasculature, including arteriovenous malformations and hypervascular tumors. SONIC is a reinforced microcatheter indicated in selective and hyperselective vascular catheterization for diagnostic or therapeutic purposes. ECLIPSE 2L and COPERNIC 2L double lumen balloons are intended for use in the peripheral vasculature and neurovasculature for temporary occlusion. The content of this document, in particular data, information, trademarks and logos are BALT S.A.S and affiliates' sole property. Consequently, all representation and/or reproduction, whether in part or in full, is forbidden and would be considered a violation of BALT S.A.S and affiliates' copyrights and other intellectual proprietary rights ©2017 BALT S.A.S and affiliates all rights reserved. This document with associated pictures are non-contractual and are solely dedicated to healthcare professionals and BALT S.A.S and affiliates' distributors. The products commercialized by BALT S.A.S and affiliates shall exclusively be used in accordance with the instructions for use which have been updated and included in the boxes. SQUID is class III CE marked (DQS Medizinprodukte GmbH CE0297) according to the Medical Device Directive 93/42/EEC since 2012. DC032GB (04/2018)

Balt S.A.S
10, rue de la Croix Vigneron, 95160 Montmorency France
Tél. : +33 (0)1 39 89 46 41
Fax : +33 (0)1 34 17 03 46
www.balt.fr



squid

the power of visibility,
the choice of fluidness



squid

Last generation of EVOH co-polymer

Squid is indicated in the embolization of lesions in the peripheral and neurovasculature, including arteriovenous malformations and hypervascular tumours.



Each Squid kit contains

- One 1,5 mL vial of Squid
- One 1,5 mL vial of DMSO
- One 1 cc Blue syringe for DMSO
- Two 1 cc White syringes for Squid
- Two syringe adapters



Micronized TA grains

avm* treatment

Fluidness for full penetration

34 cP regular formula

18 cP regular formula

12 cP exclusive formula

To enable deeper penetration into the nidus & to reach distal microvessels

Visibility for optimum injections

Homogenous radiopacity

LD UNIQUE formulas

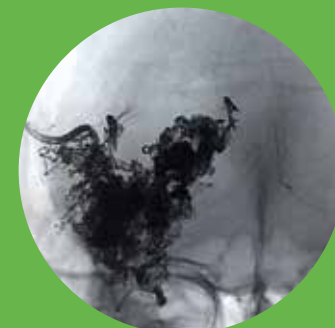
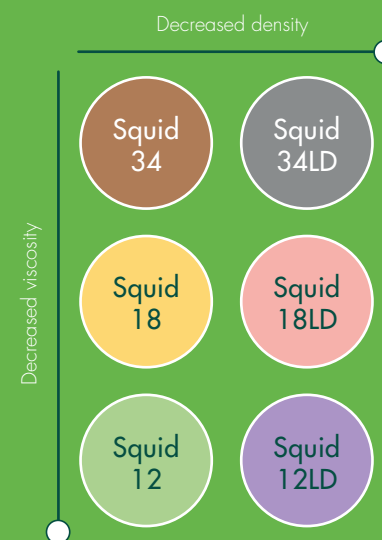
To assess the angioarchitecture of the AVM (30% less TA grains) & the volume of liquid embolic injected

Stable & controlled delivery to reach complete occlusion

Micronization process

To minimize Tantalum powder grain size

Cohesive penetration



15 minutes after shaking


Squid

Micronized grain size of Tantalum powder

Other liquid embolic agent

Standard grain size of Tantalum powder

Precipitation of Tantalum powder twice slower



Regular precipitation of Tantalum powder

*Arteriovenous Malformation