

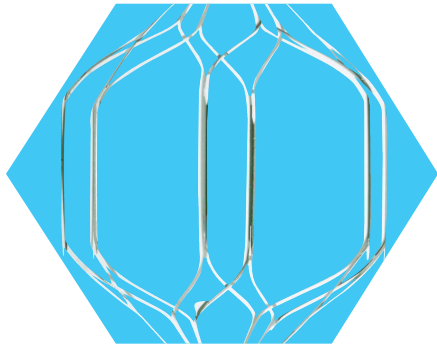
# OPTEASE<sup>™</sup>

RETRIEVABLE VENA CAVA FILTER



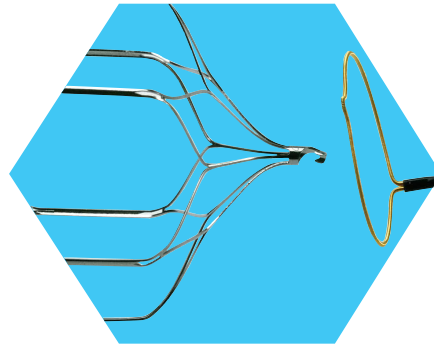
Retrievable, proven & reliable





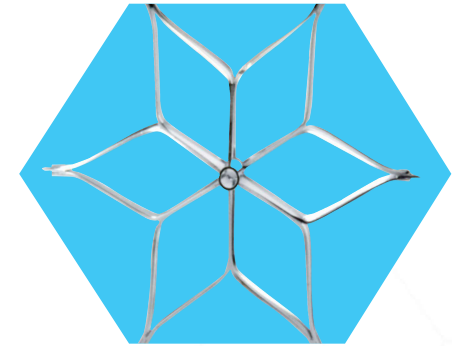
### Versatility

- Low profile, 6F delivery system
- Six potential access points
- Caval coverage up to 30 mm



### Retrievable

- Removal is mandatory within 12 days
- Robust design for long term durability
- Design helps reduce risks known to retrievable filters



### Safe Profile

- Demonstrated low complication rates across multiple clinical studies

## Designed to Deliver Performance and Stability for Every Patient

### Six Insertion Sites

For ease of use including femoral, jugular and antecubital veins bilaterally

### Closed Cage

Designed to eliminate risk of caval perforation and strut embolization

Eliminates risk of arm entanglement

### Fixation Barbs

Minimize migration to maintain clot capture efficiency

### Dual Prong Caudal Hook


For easier snare capture

### Side Struts

Self centering upon insertion reduces the risk of tilting



## Fixation Barbs



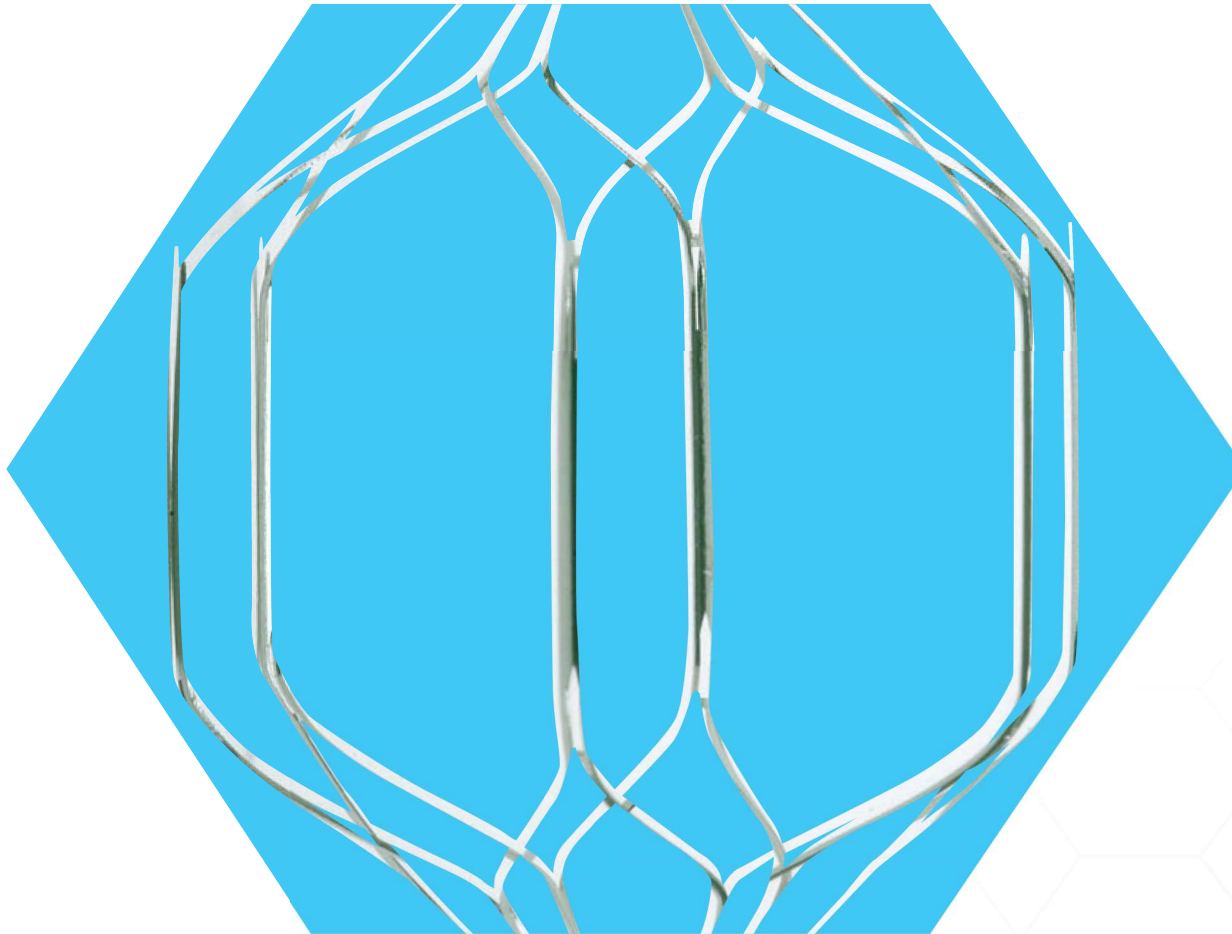
- Minimize risk of migration to maintain clot capture efficiency
- “Ski Barb” design resists cranial migration which can lead to serious complications
- Location at upper pole allows for earlier wall apposition when placed via femoral access

## Dual Prong Claudal Hook




- Dual prong hook designed for easier snare capture
- Femoral retrieval route avoids passing through the heart
- Must be removed within 12 days

## Side Struts



- Self centering upon insertion, reducing the risk of tilting which can decrease clot capture efficiency
- Dual Prong Caudal Hook for easier capture with any appropriate endovascular snare
- Minimize risk of migration providing caval wall contact earlier in the deployment process than other designs

## Closed Cage Design



- Fully connected structure designed to eliminate the risk of caval perforation by needle-like arms
- Designed to eliminate strut embolization after fracture of a single strut segment
- Eliminates risk of struts becoming entangled, thereby leaving a gap between struts

### Cordis OPTEASE™ Retrieable Vena Cava Filter Ordering Information

Description	Access Site	Catalog Numbers
Cordis OPTEASE™ Vena Cava Filter and Introduction Kit (55 cm)	Femoral	466-F210AF
Cordis OPTEASE™ Vena Cava Filter and Introduction Kit (55 cm)	Jugular	466-F210AJ
Cordis OPTEASE™ Vena Cava Filter and Introduction Kit (90 cm)	Antecubital, Jugular	466-F210BJ

**WARNING:** Implant of the OPTEASE™ Vena Cava Filter with the hook oriented in the cranial direction can result in life threatening or serious injury including, but not limited to dissection, vessel perforation, migration of the filter with secondary damage to cardiac structures, ineffective pulmonary embolism prevention or death.

For healthcare professionals only.

Important information: Prior to use, refer to the instructions for use supplied with this device for indications, contraindications, side effects, suggested procedure, warnings and precautions. As part of its continuous product development policy, Cordis reserves the right to change product specifications without prior notification. Please contact your Cordis representative for additional product availability information. CORDIS, Cordis LOGO and OPTEASE are trademarks of Cordis and may be registered in the US and/or in other countries.

© 2023 Cordis. All Rights Reserved. 100535069-3 01/2023