

Lowenstein Jensen Medium w/ Amikacine 30 µg/mL

Intended Use

Lowenstein Jensen is a selective solid medium used for the isolation and cultivation of mycobacteria.

Mycobacteria can be obtained with this medium from various clinical materials such as pulmonary samples (sputum, fasting gastric juice, bronchoalveolar lavage (BAL), bronchial biopsies) and extrapulmonary samples (urine, stool, blood, CSF (cerebrospinal fluid), tissue biopsies, aspirates) .

Function

This product is intended for diagnosis or aid in diagnosis.

Principle

Asparagine and potato flour in the composition of the medium are sources of nitrogen and vitamins. Monopotassium phosphate and magnesium sulfate promote the growth of organisms and act as buffers. Glycerol and sterile egg suspension provide fatty acids and amino acids necessary for the metabolism of mycobacteria. Sodium citrate is converted to citric acid, which retains inorganic cations in solution. Malachite green is a selective agent that inhibits polluting microbiological flora and acts as a pH indicator.

Content

L-Asparagine	6 g/L
Monopotassium phosphate	4,16 g/L
Magnesium sulfate	0,4 g/L
Sodium citrate	1 g/L
Malashite green	0,6 g/L
Potato flour	50 g/L
Glycerol	20 mL/L
Sterile egg suspension	16 mL/L
Amikacine	0,03 g/L

Procedure

After the homogenization-decontamination process, the samples are ready for sowing. 250 µL is taken from the samples with the help of a micropipette. Transferred to Lowenstein Jensen medium. The medium placed in the incubator is incubated at 35-37°C for at least two weeks. After incubation, acid-fast staining methods are applied.

Storage Conditions

Store products between 2 and 8 °C.

innomed



Store the plate with the agar side up to prevent drying on the agar.

Avoid freezing and overheating.

If it will be stored in the refrigerator; Do not place the products close to the cooling sections located at the inner back of the refrigerators or to the cold air fan of the refrigerator.

In order for the products not to sweat, the products should not be exposed to excessive temperature changes.

Place the products in cold storages and refrigerators in such a way that they do not obstruct the air flow between the shelves.

Frozen media should not be used even if thawed.

The media should be stored in such a way that they are not exposed to light.

Do not open the packages of the media until the products are ready for use.

Media stored as specified in the instruction manual may be inoculated until the expiration date and incubated for recommended incubation times.

Shelf Life

Shelf life is 6 months. Do not use media with signs of deterioration or contamination.

Warnings and Precautions

The product is for professional use only.

The product does not contain dangerous substances in concentrations exceeding the limits set by the current legislation and is therefore not classified as dangerous.

Store the products in accordance with the storage conditions and, after inoculation, leave the medium with the agar side down until the liquid sample has been absorbed, then place them in the incubator by inverting.

In products; The products should not be used when microbial contamination, discoloration of the medium, drying/cracking of the medium surface, or other signs of deterioration are detected.

While inoculating the products (during sowing) and after incubation, take the necessary precautions to avoid being infected with microorganisms that may grow on the plates and to prevent the scattering of microorganisms. Use mask, safety glasses and latex gloves.

Disposal of Waste

Lowenstein Jensen Medium w/ Amikacine 30 µg/mL

In order to prevent contamination of materials such as loops, swab, etc. that come into contact with microorganisms that reproduce on the plates, throw them into biological waste containers or do not reuse them without sterilizing them.

Disposal of used and unused media plates should be done in accordance with applicable national and local regulations. All waste should be considered potentially infectious.

Performance Characteristics and Quality Control

Before the products are made available, on a lot basis; It is tested in terms of physical and chemical properties, sterility and performance properties. You can request the results of the products you use/will use from the manufacturer.

Lots that do not observe the performance characteristics specified below will not be sold.

Physical and Chemical Properties

Appearance of Medium: : Stable gel consistency
Color and Clarity of Medium :Blue-green

Sterility Tests

Incubation Period : 21 days / 30-35 °C
Incubation Environment : Aerobic
The media should be sterile at the end of this period.

Performance Tests

Incubation Period : 7,14,21/ 35±2 °C
Inoculation environment : Aerobic
Amount of inoculation (Efficiency) : 10-100 ±20 cfu.
Reference medium : Lowenstein Jensen Medium w/ Amikacin 30 µg/mL from approved lot.

Microorganisms	Developmental Features and Recovery	Specific Response in Medium
<i>M. tuberculosis</i> H37Ra ATCC 25177	Inhibition	Sensitive
<i>Escherichia coli</i> 25922	Partial inhibition	Partial inhibition

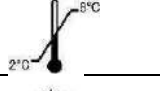



Product Name	Packaging	Volume (mL)	Amount in a pack	Order REF No
Lowenstein Jensen Medium w/ Amikacin 30 µg/mL	16*110 mm polycarbonate tube	6	150	LJAA-5-TC
Lowenstein Jensen Medium w/ Amikacin 30 µg/mL	18*150 mm glass tube	8	150	LJAA-8-TG

Referances

Global Laboratory Initiative, 2014, Micobakteriology Laboratory Manual

T.C. Sağlık Bakanlığı, 2014, Ulusal Tüberküloz Tanı Rehberi

Symbol Table

	Store in refrigerator.
	Keep away from direct sunlight.
	Disposable.
	Sterile.

For any questions/problems about the product, please send an email to info@innomedlifesci.com

Manufacturer Information

Innomed Laboratuvar İth. İhr. San. Tic. Ltd. Şti.
Address: Aşağı Dudullu Mah. Alemdağ Cad. No:511/2
Ümraniye/İSTANBUL
Tel: + (90) 543 769 54 50
Web: www.innomedlifesci.com

Packaging Content



Lowenstein Jensen Medium w/ Capreomycin 40 µg/mL

Intended Use

Lowenstein Jensen is a selective solid medium used for the isolation and cultivation of mycobacteria.

Mycobacteria can be obtained with this medium from various clinical materials such as pulmonary samples (sputum, fasting gastric juice, bronchoalveolar lavage (BAL), bronchial biopsies) and extrapulmonary samples (urine, stool, blood, CSF (cerebrospinal fluid), tissue biopsies, aspirates) .

Function

This product is intended for diagnosis or aid in diagnosis.

Principle

Asparagine and potato flour in the composition of the medium are sources of nitrogen and vitamins. Monopotassium phosphate and magnesium sulfate promote the growth of organisms and act as buffers. Glycerol and sterile egg suspension provide fatty acids and amino acids necessary for the metabolism of mycobacteria. Sodium citrate is converted to citric acid, which retains inorganic cations in solution. Malachite green is a selective agent that inhibits polluting microbiological flora and acts as a pH indicator.

Content

L-Asparagine	6 g/L
Monopotassium phosphate	4,16 g/L
Magnesium sulfate	0,4 g/L
Sodium citrate	1 g/L
Malashite green	0,6 g/L
Potato flour	50 g/L
Glycerol	20 mL/L
Sterile egg suspension	16 mL/L
Capreomycin	0,04 g/L

Procedure

After the homogenization-decontamination process, the samples are ready for sowing. 250 µL is taken from the samples with the help of a micropipette. Transferred to Lowenstein Jensen medium. The medium placed in the incubator is incubated at 35-37°C for at least two weeks. After incubation, acid-fast staining methods are applied.

Storage Conditions

Store products between 2 and 8 °C.

innomed



Store the plate with the agar side up to prevent drying on the agar.

Avoid freezing and overheating.

If it will be stored in the refrigerator; Do not place the products close to the cooling sections located at the inner back of the refrigerators or to the cold air fan of the refrigerator.

In order for the products not to sweat, the products should not be exposed to excessive temperature changes.

Place the products in cold storages and refrigerators in such a way that they do not obstruct the air flow between the shelves.

Frozen media should not be used even if thawed.

The media should be stored in such a way that they are not exposed to light.

Do not open the packages of the media until the products are ready for use.

Media stored as specified in the instruction manual may be inoculated until the expiration date and incubated for recommended incubation times.

Shelf Life

Shelf life is 6 months. Do not use media with signs of deterioration or contamination.

Warnings and Precautions

The product is for professional use only.

The product does not contain dangerous substances in concentrations exceeding the limits set by the current legislation and is therefore not classified as dangerous.

Store the products in accordance with the storage conditions and, after inoculation, leave the medium with the agar side down until the liquid sample has been absorbed, then place them in the incubator by inverting.

In products; The products should not be used when microbial contamination, discoloration of the medium, drying/cracking of the medium surface, or other signs of deterioration are detected.

While inoculating the products (during sowing) and after incubation, take the necessary precautions to avoid being infected with microorganisms that may grow on the plates and to prevent the scattering of microorganisms. Use mask, safety glasses and latex gloves.

Disposal of Waste

Lowenstein Jensen Medium w/ Capreomycin 40 µg/mL

In order to prevent contamination of materials such as loops, swab, etc. that come into contact with microorganisms that reproduce on the plates, throw them into biological waste containers or do not reuse them without sterilizing them.

Disposal of used and unused media plates should be done in accordance with applicable national and local regulations. All waste should be considered potentially infectious.

Performance Characteristics and Quality Control

Before the products are made available, on a lot basis; It is tested in terms of physical and chemical properties, sterility and performance properties. You can request the results of the products you use/will use from the manufacturer. Lots that do not observe the performance characteristics specified below will not be sold.

Physical and Chemical Properties

Appearance of Medium: : Stable gel consistency
Color and Clarity of Medium : Blue-green

Sterility Tests

Incubation Period : 21 days / 30-35 °C
Incubation Environment : Aerobic
The media should be sterile at the end of this period.

Performance Tests

Incubation Period : 7,14,21/ 35±2 °C
Inoculation environment : Aerobic
Amount of inoculation (Efficiency) : 10-100 ±20 cfu.
Reference medium : Lowenstein Jensen Medium w/ Capreomycin 40 µg/mL from approved lot.

Microorganisms	Developmental Features and Recovery	Specific Response in Medium
<i>M. tuberculosis</i> H37Ra ATCC 25177	Good growth ≥ 50	Granular rough type colonies





Jensen Medium w/ Capreomycin 40 µg/mL	polycarbonate tube			TC
Lowenstein Jensen Medium w/ Capreomycin 40 µg/mL	18*150 mm glass tube	8	150	LJCA-8-TG

Referances

Global Laboratory Initiative, 2014, Micobakteriology Laboratory Manual

T.C. Sağlık Bakanlığı, 2014, Ulusal Tüberküloz Tanı Rehberi

Symbol Table

	Store in refrigerator.
	Keep away from direct sunlight.
	Disposable.
	Sterile.

For any questions/problems about the product, please send an email to info@innomedlifesci.com

Manufacturer Information

Innomed Laboratuvar İth. İhr. San. Tic. Ltd. Şti.
Address: Aşağı Dudullu Mah. Alemdağ Cad. No:511/2 Ümraniye/İSTANBUL
Tel: + (90) 543 769 54 50
Web: www.innomedlifesci.com

Packaging Content

Product Name	Packaging	Volume (mL)	Amount in a pack	Order REF No
Lowenstein	16*110 mm	6	150	LJCA-5-

innomed



Lowenstein Jensen Medium w/ Ethambutol 2 µg/mL

Intended Use

Lowenstein Jensen is a selective solid medium used for the isolation and cultivation of mycobacteria.

Mycobacteria can be obtained with this medium from various clinical materials such as pulmonary samples (sputum, fasting gastric juice, bronchoalveolar lavage (BAL), bronchial biopsies) and extrapulmonary samples (urine, stool, blood, CSF (cerebrospinal fluid), tissue biopsies, aspirates) .

Function

This product is intended for diagnosis or aid in diagnosis.

Principle

Asparagine and potato flour in the composition of the medium are sources of nitrogen and vitamins. Monopotassium phosphate and magnesium sulfate promote the growth of organisms and act as buffers. Glycerol and sterile egg suspension provide fatty acids and amino acids necessary for the metabolism of mycobacteria. Sodium citrate is converted to citric acid, which retains inorganic cations in solution. Malachite green is a selective agent that inhibits polluting microbiological flora and acts as a pH indicator.

Content

L-Asparagine	6 g/L
Monopotassium phosphate	4,16 g/L
Magnesium sulfate	0,4 g/L
Sodium citrate	1 g/L
Malashite green	0,6 g/L
Potato flour	50 g/L
Glycerol	20 mL/L
Sterile egg suspension	16 mL/L
Ethambutol	0,002 g/L

Procedure

After the homogenization-decontamination process, the samples are ready for sowing. 250 µL is taken from the samples with the help of a micropipette. Transferred to Lowenstein Jensen medium. The medium placed in the incubator is incubated at 35-37°C for at least two weeks. After incubation, acid-fast staining methods are applied.

Storage Conditions

Store products between 2 and 8 °C.

Store the plate with the agar side up to prevent drying on the agar.

Avoid freezing and overheating.

If it will be stored in the refrigerator; Do not place the products close to the cooling sections located at the inner back of the refrigerators or to the cold air fan of the refrigerator.

In order for the products not to sweat, the products should not be exposed to excessive temperature changes.

Place the products in cold storages and refrigerators in such a way that they do not obstruct the air flow between the shelves.

Frozen media should not be used even if thawed.

The media should be stored in such a way that they are not exposed to light.

Do not open the packages of the media until the products are ready for use. You can use the plates, the outer packaging of which has been opened, within 7 days.

Media stored as specified in the instruction manual may be inoculated until the expiration date and incubated for recommended incubation times.

Shelf Life

Shelf life is 6 months. Do not use media with signs of deterioration or contamination.

Warnings and Precautions

The product is for professional use only.

The product does not contain dangerous substances in concentrations exceeding the limits set by the current legislation and is therefore not classified as dangerous.

Store the products in accordance with the storage conditions and, after inoculation, leave the medium with the agar side down until the liquid sample has been absorbed, then place them in the incubator by inverting.

In products; The products should not be used when microbial contamination, discoloration of the medium, drying/cracking of the medium surface, or other signs of deterioration are detected.

While inoculating the products (during sowing) and after incubation, take the necessary precautions to avoid being



Lowenstein Jensen Medium w/ Ethambutol 2 µg/mL

infected with microorganisms that may grow on the plates and to prevent the scattering of microorganisms. Use mask, safety glasses and latex gloves.

Disposal of Waste

In order to prevent contamination of materials such as loops, swab, etc. that come into contact with microorganisms that reproduce on the plates, throw them into biological waste containers or do not reuse them without sterilizing them.

Disposal of used and unused media plates should be done in accordance with applicable national and local regulations. All waste should be considered potentially infectious.

Performance Characteristics and Quality Control

Before the products are made available, on a lot basis; It is tested in terms of physical and chemical properties, sterility and performance properties. You can request the results of the products you use/will use from the manufacturer.

Lots that do not observe the performance characteristics specified below will not be sold.

Physical and Chemical Properties

Appearance of Medium: : Stable gel consistency
Color and Clarity of Medium :Blue-green

Sterility Tests

Incubation Period : 21 days / 30-35 °C
Incubation Environment : Aerobic
The media should be sterile at the end of this period.

Performance Tests

Incubation Period : 24-48 hours/ 35±2 °C
Inoculation environment : Aerobic
Amount of inoculation (Efficiency) : 50-100 ±20 cfu.
Reference medium : Lowenstein Jensen Medium w/ Ethambutol 2 µg/mL from approved lot.

Microorganisms	Developmental Features and Recovery	Specific Response in Medium
<i>M. tuberculosis</i> H37Ra ATCC 25177	Inhibition	-
<i>M. smegmatis</i> ATCC 607	Inhibition	-
<i>Escherichia coli</i> 25922	Partial inhibition	Partial inhibition

Packaging Content

innomed



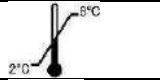



Product Name	Packaging	Volume (mL)	Amount in a pack	Order REF No
Lowenstein Jensen Medium w/ Ethambutol 2 µg/mL	16*110 mm polycarbonate tube	6	150	LJEB-5-TC
Lowenstein Jensen Medium w/ Ethambutol 2 µg/mL	18*150 mm glass tube	8	150	LJEB-8-TG
Lowenstein Jensen Medium w/ Ethambutol 2 µg/mL	18*150 mm glass tube	15	150	LJEB-15-TG

Referances

Global Laboratory Initiative, 2014, Micobakteriology Laboratory Manual

T.C. Sağlık Bakanlığı, 2014, Ulusal Tüberküloz Tanı Rehberi

Symbol Table

	Store in refrigerator.
	Keep away from direct sunlight.
	Disposable.
	Sterile.

For any questions/problems about the product, please send an email to info@innomedlifesci.com

Manufacturer Information

innomed Laboratuvar İth. İhr. San. Tic. Ltd. Şti.
Address: Aşağı Dudullu Mah. Alemdağ Cad. No:511/2
Ümraniye/İSTANBUL
Tel: + (90) 543 769 54 50
Web: www.innomedlifesci.com

Lowenstein Jensen Medium w/ Ethionamide 40 µg/mL

Intended Use

Lowenstein Jensen is a selective solid medium used for the isolation and cultivation of mycobacteria.

Mycobacteria can be obtained with this medium from various clinical materials such as pulmonary samples (sputum, fasting gastric juice, bronchoalveolar lavage (BAL), bronchial biopsies) and extrapulmonary samples (urine, stool, blood, CSF (cerebrospinal fluid), tissue biopsies, aspirates) .

Function

This product is intended for diagnosis or aid in diagnosis.

Principle

Asparagine and potato flour in the composition of the medium are sources of nitrogen and vitamins. Monopotassium phosphate and magnesium sulfate promote the growth of organisms and act as buffers. Glycerol and sterile egg suspension provide fatty acids and amino acids necessary for the metabolism of mycobacteria. Sodium citrate is converted to citric acid, which retains inorganic cations in solution. Malachite green is a selective agent that inhibits polluting microbiological flora and acts as a pH indicator.

Content

L-Asparagine	6 g/L
Monopotassium phosphate	4,16 g/L
Magnesium sulfate	0,4 g/L
Sodium citrate	1 g/L
Malashite green	0,6 g/L
Potato flour	50 g/L
Glycerol	20 mL/L
Sterile egg suspension	16 mL/L
Ethionamide	0,04 g/L

Procedure

After the homogenization-decontamination process, the samples are ready for sowing. 250 µL is taken from the samples with the help of a micropipette. Transferred to Lowenstein Jensen medium. The medium placed in the incubator is incubated at 35-37°C for at least two weeks. After incubation, acid-fast staining methods are applied.

Storage Conditions

Store products between 2 and 8 °C.

innomed



Store the plate with the agar side up to prevent drying on the agar.

Avoid freezing and overheating.

If it will be stored in the refrigerator; Do not place the products close to the cooling sections located at the inner back of the refrigerators or to the cold air fan of the refrigerator.

In order for the products not to sweat, the products should not be exposed to excessive temperature changes.

Place the products in cold storages and refrigerators in such a way that they do not obstruct the air flow between the shelves.

Frozen media should not be used even if thawed.

The media should be stored in such a way that they are not exposed to light.

Do not open the packages of the media until the products are ready for use.

Media stored as specified in the instruction manual may be inoculated until the expiration date and incubated for recommended incubation times.

Shelf Life

Shelf life is 6 months. Do not use media with signs of deterioration or contamination.

Warnings and Precautions

The product is for professional use only.

The product does not contain dangerous substances in concentrations exceeding the limits set by the current legislation and is therefore not classified as dangerous.

Store the products in accordance with the storage conditions and, after inoculation, leave the medium with the agar side down until the liquid sample has been absorbed, then place them in the incubator by inverting.

In products; The products should not be used when microbial contamination, discoloration of the medium, drying/cracking of the medium surface, or other signs of deterioration are detected.

While inoculating the products (during sowing) and after incubation, take the necessary precautions to avoid being infected with microorganisms that may grow on the plates and to prevent the scattering of microorganisms. Use mask, safety glasses and latex gloves.

Disposal of Waste

Lowenstein Jensen Medium w/ Ethionamide 40 µg/mL

In order to prevent contamination of materials such as loops, swab, etc. that come into contact with microorganisms that reproduce on the plates, throw them into biological waste containers or do not reuse them without sterilizing them.

Disposal of used and unused media plates should be done in accordance with applicable national and local regulations. All waste should be considered potentially infectious.

Performance Characteristics and Quality Control

Before the products are made available, on a lot basis; It is tested in terms of physical and chemical properties, sterility and performance properties. You can request the results of the products you use/will use from the manufacturer. Lots that do not observe the performance characteristics specified below will not be sold.

Physical and Chemical Properties

Appearance of Medium: : Stable gel consistency
Color and Clarity of Medium : Blue-green

Sterility Tests

Incubation Period : 21 days / 30-35 °C
Incubation Environment : Aerobic
The media should be sterile at the end of this period.

Performance Tests

Incubation Period : 7,14,21/ 35±2 °C
Inoculation environment : Aerobic
Amount of inoculation (Efficiency) : 10-100 ±20 cfu.
Reference medium : Lowenstein Jensen Medium w/ Ethionamide 40 µg/mL from approved lot.

Microorganisms	Developmental Features and Recovery	Specific Response in Medium
<i>M. tuberculosis</i> H37Ra ATCC 25177	Inhibition	Sensitive
<i>Escherichia coli</i> ATCC 25922	Partial inhibition	Partial inhibition





		(mL)	in a pack	REF No
Lowenstein Jensen Medium w/ Ethionamide 40 µg/mL	16*110 mm polycarbonate tube	6	150	LJEA-5-TC
Lowenstein Jensen Medium w/ Ethionamide 40 µg/mL	18*150 mm glass tube	8	150	LJEA-8-TG

Referances

Global Laboratory Initiative, 2014, Micobakteriology Laboratory Manual

T.C. Sağlık Bakanlığı, 2014, Ulusal Tüberküloz Tanı Rehberi

Symbol Table

	Store in refrigerator.
	Keep away from direct sunlight.
	Disposable.
	Sterile.

For any questions/problems about the product, please send an email to info@innomedlifesci.com

Manufacturer Information

Innomed Laboratuvar İth. İhr. San. Tic. Ltd. Şti.
Address: Aşağı Dudullu Mah. Alemdağ Cad. No:511/2
Ümraniye/İSTANBUL
Tel: + (90) 543 769 54 50
Web: www.innomedlifesci.com

Packaging Content

Product Name	Packaging	Volume	Amount	Order
--------------	-----------	--------	--------	-------

innomed



Lowenstein Jensen Medium w/ Levofloxain 2 µg/mL

Intended Use

Lowenstein Jensen is a selective solid medium used for the isolation and cultivation of mycobacteria.

Mycobacteria can be obtained with this medium from various clinical materials such as pulmonary samples (sputum, fasting gastric juice, bronchoalveolar lavage (BAL), bronchial biopsies) and extrapulmonary samples (urine, stool, blood, CSF (cerebrospinal fluid), tissue biopsies, aspirates) .

Function

This product is intended for diagnosis or aid in diagnosis.

Principle

Asparagine and potato flour in the composition of the medium are sources of nitrogen and vitamins. Monopotassium phosphate and magnesium sulfate promote the growth of organisms and act as buffers. Glycerol and sterile egg suspension provide fatty acids and amino acids necessary for the metabolism of mycobacteria. Sodium citrate is converted to citric acid, which retains inorganic cations in solution. Malachite green is a selective agent that inhibits polluting microbiological flora and acts as a pH indicator.

Content

L-Asparagine	6 g/L
Monopotassium phosphate	4,16 g/L
Magnesium sulfate	0,4 g/L
Sodium citrate	1 g/L
Malashite green	0,6 g/L
Potato flour	50 g/L
Glycerol	20 mL/L
Sterile egg suspension	16 mL/L
Levofloxain	0,002 g/L

Procedure

After the homogenization-decontamination process, the samples are ready for sowing. 250 µL is taken from the samples with the help of a micropipette. Transferred to Lowenstein Jensen medium. The medium placed in the incubator is incubated at 35-37°C for at least two weeks. After incubation, acid-fast staining methods are applied.

Storage Conditions

Store products between 2 and 8 °C.

innomed



Store the plate with the agar side up to prevent drying on the agar.

Avoid freezing and overheating.

If it will be stored in the refrigerator; Do not place the products close to the cooling sections located at the inner back of the refrigerators or to the cold air fan of the refrigerator.

In order for the products not to sweat, the products should not be exposed to excessive temperature changes.

Place the products in cold storages and refrigerators in such a way that they do not obstruct the air flow between the shelves.

Frozen media should not be used even if thawed.

The media should be stored in such a way that they are not exposed to light.

Do not open the packages of the media until the products are ready for use.

Media stored as specified in the instruction manual may be inoculated until the expiration date and incubated for recommended incubation times.

Shelf Life

Shelf life is 6 months. Do not use media with signs of deterioration or contamination.

Warnings and Precautions

The product is for professional use only.

The product does not contain dangerous substances in concentrations exceeding the limits set by the current legislation and is therefore not classified as dangerous.

Store the products in accordance with the storage conditions and, after inoculation, leave the medium with the agar side down until the liquid sample has been absorbed, then place them in the incubator by inverting.

In products; The products should not be used when microbial contamination, discoloration of the medium, drying/cracking of the medium surface, or other signs of deterioration are detected.

While inoculating the products (during sowing) and after incubation, take the necessary precautions to avoid being infected with microorganisms that may grow on the plates and to prevent the scattering of microorganisms. Use mask, safety glasses and latex gloves.

Disposal of Waste

Lowenstein Jensen Medium w/ Levofloxain 2 µg/mL

In order to prevent contamination of materials such as loops, swab, etc. that come into contact with microorganisms that reproduce on the plates, throw them into biological waste containers or do not reuse them without sterilizing them.

Disposal of used and unused media plates should be done in accordance with applicable national and local regulations. All waste should be considered potentially infectious.

Performance Characteristics and Quality Control

Before the products are made available, on a lot basis; It is tested in terms of physical and chemical properties, sterility and performance properties. You can request the results of the products you use/will use from the manufacturer. Lots that do not observe the performance characteristics specified below will not be sold.

Physical and Chemical Properties

Appearance of Medium: : Stable gel consistency
Color and Clarity of Medium : Blue-green

Sterility Tests

Incubation Period : 21 days / 30-35 °C
Incubation Environment : Aerobic
The media should be sterile at the end of this period.

Performance Tests

Incubation Period : 7,14,21/ 35±2 °C
Inoculation environment : Aerobic
Amount of inoculation (Efficiency) : 10-100 ±20 cfu.
Reference medium : Lowenstein Jensen Medium w/ Levofloxain 2 µg/mL from approved lot.

Microorganisms	Developmental Features and Recovery	Specific Response in Medium
<i>M. tuberculosis</i> H37Ra ATCC 25177	Inhibition	Sensitive
<i>Escherichia coli</i> 25922	Partial inhibition	Partial inhibition





		(mL)	in a pack	REF No
Lowenstein Jensen Medium w/ Levofloxain 2 µg/mL	16*110 mm polycarbonate tube	6	150	LJLA-5-TC
Lowenstein Jensen Medium w/ Levofloxain 2 µg/mL	18*150 mm glass tube	8	150	LJLA-8-TG

Referances

Global Laboratory Initiative, 2014, Micobakteriology Laboratory Manual

T.C. Sağlık Bakanlığı, 2014, Ulusal Tüberküloz Tanı Rehberi

Symbol Table

	Store in refrigerator.
	Keep away from direct sunlight.
	Disposable.
	Sterile.

For any questions/problems about the product, please send an email to info@innomedlifesci.com

Manufacturer Information

Innomed Laboratuvar İth. İhr. San. Tic. Ltd. Şti.
Address: Aşağı Dudullu Mah. Alemdağ Cad. No:511/2
Ümraniye/İSTANBUL
Tel: + (90) 543 769 54 50
Web: www.innomedlifesci.com

Packaging Content

Product Name	Packaging	Volume	Amount	Order
--------------	-----------	--------	--------	-------

innomed



Lowenstein Jensen Medium w/ Moxifloxain 0,25 µg/mL

Intended Use

Lowenstein Jensen is a selective solid medium used for the isolation and cultivation of mycobacteria.

Mycobacteria can be obtained with this medium from various clinical materials such as pulmonary samples (sputum, fasting gastric juice, bronchoalveolar lavage (BAL), bronchial biopsies) and extrapulmonary samples (urine, stool, blood, CSF (cerebrospinal fluid), tissue biopsies, aspirates) .

Function

This product is intended for diagnosis or aid in diagnosis.

Principle

Asparagine and potato flour in the composition of the medium are sources of nitrogen and vitamins. Monopotassium phosphate and magnesium sulfate promote the growth of organisms and act as buffers. Glycerol and sterile egg suspension provide fatty acids and amino acids necessary for the metabolism of mycobacteria. Sodium citrate is converted to citric acid, which retains inorganic cations in solution. Malachite green is a selective agent that inhibits polluting microbiological flora and acts as a pH indicator.

Content

L-Asparagine	6 g/L
Monopotassium phosphate	4,16 g/L
Magnesium sulfate	0,4 g/L
Sodium citrate	1 g/L
Malashite green	0,6 g/L
Potato flour	50 g/L
Glycerol	20 mL/L
Sterile egg suspension	16 mL/L
Moxifloxain	0,00025 g/L

Procedure

After the homogenization-decontamination process, the samples are ready for sowing. 250 µL is taken from the samples with the help of a micropipette. Transferred to Lowenstein Jensen medium. The medium placed in the incubator is incubated at 35-37°C for at least two weeks. After incubation, acid-fast staining methods are applied.

Storage Conditions

Store products between 2 and 8 °C.

innomed



Store the plate with the agar side up to prevent drying on the agar.

Avoid freezing and overheating.

If it will be stored in the refrigerator; Do not place the products close to the cooling sections located at the inner back of the refrigerators or to the cold air fan of the refrigerator.

In order for the products not to sweat, the products should not be exposed to excessive temperature changes.

Place the products in cold storages and refrigerators in such a way that they do not obstruct the air flow between the shelves.

Frozen media should not be used even if thawed.

The media should be stored in such a way that they are not exposed to light.

Do not open the packages of the media until the products are ready for use.

Media stored as specified in the instruction manual may be inoculated until the expiration date and incubated for recommended incubation times.

Shelf Life

Shelf life is 6 months. Do not use media with signs of deterioration or contamination.

Warnings and Precautions

The product is for professional use only.

The product does not contain dangerous substances in concentrations exceeding the limits set by the current legislation and is therefore not classified as dangerous.

Store the products in accordance with the storage conditions and, after inoculation, leave the medium with the agar side down until the liquid sample has been absorbed, then place them in the incubator by inverting.

In products; The products should not be used when microbial contamination, discoloration of the medium, drying/cracking of the medium surface, or other signs of deterioration are detected.

While inoculating the products (during sowing) and after incubation, take the necessary precautions to avoid being infected with microorganisms that may grow on the plates and to prevent the scattering of microorganisms. Use mask, safety glasses and latex gloves.

Disposal of Waste

Lowenstein Jensen Medium w/ Moxifloxain 0,25 µg/mL

In order to prevent contamination of materials such as loops, swab, etc. that come into contact with microorganisms that reproduce on the plates, throw them into biological waste containers or do not reuse them without sterilizing them.

Disposal of used and unused media plates should be done in accordance with applicable national and local regulations. All waste should be considered potentially infectious.

Performance Characteristics and Quality Control

Before the products are made available, on a lot basis; It is tested in terms of physical and chemical properties, sterility and performance properties. You can request the results of the products you use/will use from the manufacturer. Lots that do not observe the performance characteristics specified below will not be sold.

Physical and Chemical Properties

Appearance of Medium: : Stable gel consistency
Color and Clarity of Medium : Blue-green

Sterility Tests

Incubation Period : 21 days / 30-35 °C
Incubation Environment : Aerobic
The media should be sterile at the end of this period.

Performance Tests

Incubation Period : 7,14,21/ 35±2 °C
Inoculation environment : Aerobic
Amount of inoculation (Efficiency) : 10-100 ±20 cfu.
Reference medium : Lowenstein Jensen Medium w/ Moxifloxain 0,25 µg/mL from approved lot.

Microorganisms	Developmental Features and Recovery	Specific Response in Medium
<i>M. tuberculosis</i> H37Ra ATCC 25177	Inhibition	Sensitive
<i>Escherichia coli</i> 25922	Partial inhibition	Partial inhibition





		(mL)	in a pack	REF No
Lowenstein Jensen Medium w/ Moxifloxain 0,25 µg/mL	16*110 mm polycarbonate tube	6	150	LJMB-5-TC
Lowenstein Jensen Medium w/ Moxifloxain 0,25 µg/mL	18*150 mm glass tube	8	150	LJMB-8-TG

Referances

Global Laboratory Initiative, 2014, Micobakteriology Laboratory Manual

T.C. Sağlık Bakanlığı, 2014, Ulusal Tüberküloz Tanı Rehberi

Symbol Table

	Store in refrigerator.
	Keep away from direct sunlight.
	Disposable.
	Sterile.

For any questions/problems about the product, please send an email to info@innomedlifesci.com

Manufacturer Information

Innomed Laboratuvar İth. İhr. San. Tic. Ltd. Şti.
Address: Aşağı Dudullu Mah. Alemdağ Cad. No:511/2
Ümraniye/İSTANBUL
Tel: + (90) 543 769 54 50
Web: www.innomedlifesci.com

Packaging Content

Product Name	Packaging	Volume	Amount	Order
--------------	-----------	--------	--------	-------

innomed



Lowenstein Jensen Medium w/ Moxifloxain 1 µg/mL

Intended Use

Lowenstein Jensen is a selective solid medium used for the isolation and cultivation of mycobacteria.

Mycobacteria can be obtained with this medium from various clinical materials such as pulmonary samples (sputum, fasting gastric juice, bronchoalveolar lavage (BAL), bronchial biopsies) and extrapulmonary samples (urine, stool, blood, CSF (cerebrospinal fluid), tissue biopsies, aspirates) .

Function

This product is intended for diagnosis or aid in diagnosis.

Principle

Asparagine and potato flour in the composition of the medium are sources of nitrogen and vitamins. Monopotassium phosphate and magnesium sulfate promote the growth of organisms and act as buffers. Glycerol and sterile egg suspension provide fatty acids and amino acids necessary for the metabolism of mycobacteria. Sodium citrate is converted to citric acid, which retains inorganic cations in solution. Malachite green is a selective agent that inhibits polluting microbiological flora and acts as a pH indicator.

Content

L-Asparagine	6 g/L
Monopotassium phosphate	4,16 g/L
Magnesium sulfate	0,4 g/L
Sodium citrate	1 g/L
Malashite green	0,6 g/L
Potato flour	50 g/L
Glycerol	20 mL/L
Sterile egg suspension	16 mL/L
Moxifloxain	0,001 g/L

Procedure

After the homogenization-decontamination process, the samples are ready for sowing. 250 µL is taken from the samples with the help of a micropipette. Transferred to Lowenstein Jensen medium. The medium placed in the incubator is incubated at 35-37°C for at least two weeks. After incubation, acid-fast staining methods are applied.

Storage Conditions

Store products between 2 and 8 °C.

innomed



Store the plate with the agar side up to prevent drying on the agar.

Avoid freezing and overheating.

If it will be stored in the refrigerator; Do not place the products close to the cooling sections located at the inner back of the refrigerators or to the cold air fan of the refrigerator.

In order for the products not to sweat, the products should not be exposed to excessive temperature changes.

Place the products in cold storages and refrigerators in such a way that they do not obstruct the air flow between the shelves.

Frozen media should not be used even if thawed.

The media should be stored in such a way that they are not exposed to light.

Do not open the packages of the media until the products are ready for use.

Media stored as specified in the instruction manual may be inoculated until the expiration date and incubated for recommended incubation times.

Shelf Life

Shelf life is 6 months. Do not use media with signs of deterioration or contamination.

Warnings and Precautions

The product is for professional use only.

The product does not contain dangerous substances in concentrations exceeding the limits set by the current legislation and is therefore not classified as dangerous.

Store the products in accordance with the storage conditions and, after inoculation, leave the medium with the agar side down until the liquid sample has been absorbed, then place them in the incubator by inverting.

In products; The products should not be used when microbial contamination, discoloration of the medium, drying/cracking of the medium surface, or other signs of deterioration are detected.

While inoculating the products (during sowing) and after incubation, take the necessary precautions to avoid being infected with microorganisms that may grow on the plates and to prevent the scattering of microorganisms. Use mask, safety glasses and latex gloves.

Disposal of Waste

Lowenstein Jensen Medium w/ Moxifloxain 1 µg/mL

In order to prevent contamination of materials such as loops, swab, etc. that come into contact with microorganisms that reproduce on the plates, throw them into biological waste containers or do not reuse them without sterilizing them.

Disposal of used and unused media plates should be done in accordance with applicable national and local regulations. All waste should be considered potentially infectious.

Performance Characteristics and Quality Control

Before the products are made available, on a lot basis; It is tested in terms of physical and chemical properties, sterility and performance properties. You can request the results of the products you use/will use from the manufacturer.

Lots that do not observe the performance characteristics specified below will not be sold.

Physical and Chemical Properties

Appearance of Medium: : Stable gel consistency
Color and Clarity of Medium :Blue-green

Sterility Tests

Incubation Period : 21 days / 30-35 °C
Incubation Environment : Aerobic
The media should be sterile at the end of this period.

Performance Tests

Incubation Period : 7,14,21/ 35±2 °C
Inoculation environment : Aerobic
Amount of inoculation (Efficiency) : 10-100 ±20 cfu.
Reference medium : Lowenstein Jensen Medium w/ Moxifloxain 1 µg/mL from approved lot.

Microorganisms	Developmental Features and Recovery	Specific Response in Medium
<i>M. tuberculosis</i> H37Ra ATCC 25177	Inhibition	Sensitive
<i>Escherichia coli</i> 25922	Partial inhibition	Partial inhibition

Packaging Content

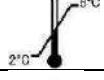



Product Name	Packaging	Volume (mL)	Amount in a pack	Order REF No
Lowenstein Jensen Medium w/ Moxifloxain 1 µg/mL	16*110 mm polycarbonate tube	6	150	LJMA-5-TC
Lowenstein Jensen Medium w/ Moxifloxain 1 µg/mL	18*150 mm glass tube	8	150	LJMA-8-TG

Referances

Global Laboratory Initiative, 2014, Micobakteriology Laboratory Manual

T.C. Sağlık Bakanlığı, 2014, Ulusal Tüberküloz Tanı Rehberi

Symbol Table

	Store in refrigerator.
	Keep away from direct sunlight.
	Disposable.
	Sterile.

For any questions/problems about the product, please send an email to info@innomedlifesci.com

Manufacturer Information

Innomed Laboratuvar İth. İhr. San. Tic. Ltd. Şti.
Address: Aşağı Dudullu Mah. Alemdağ Cad. No:511/2
Ümraniye/İSTANBUL
Tel: + (90) 543 769 54 50
Web: www.innomedlifesci.com



Lowenstein Jensen Medium w/Glycerol

Intended Use

Lowenstein Jensen is a selective solid medium used for the isolation and cultivation of mycobacteria.

Mycobacteria can be obtained with this medium from various clinical materials such as pulmonary samples (sputum, fasting gastric juice, bronchoalveolar lavage (BAL), bronchial biopsies) and extrapulmonary samples (urine, stool, blood, CSF (cerebrospinal fluid), tissue biopsies, aspirates) .

Function

This product is intended for diagnosis or aid in diagnosis.

Principle

Asparagine and potato flour in the composition of the medium are sources of nitrogen and vitamins. Monopotassium phosphate and magnesium sulfate promote the growth of organisms and act as buffers. Glycerol and sterile egg suspension provide fatty acids and amino acids necessary for the metabolism of mycobacteria. Sodium citrate is converted to citric acid, which retains inorganic cations in solution. Malachite green is a selective agent that inhibits polluting microbiological flora and acts as a pH indicator.

Content

L-Asparagine	6 g/L
Monopotassium phosphate	4,16 g/L
Magnesium sulfate	0,4 g/L
Sodium citrate	1 g/L
Malashite green	0,6 g/L
Potato flour	50 g/L
Glycerol	20 mL/L
Sterile egg suspension	16 mL/L

Procedure

After the homogenization-decontamination process, the samples are ready for sowing. 250 µL is taken from the samples with the help of a micropipette. Transferred to Lowenstein Jensen medium. The medium placed in the incubator is incubated at 35-37°C for at least two weeks. After incubation, acid-fast staining methods are applied.

Storage Conditions

Store products between 2 and 8 °C.

Store the plate with the agar side up to prevent drying on the agar.

Avoid freezing and overheating.

If it will be stored in the refrigerator; Do not place the products close to the cooling sections located at the inner back of the refrigerators or to the cold air fan of the refrigerator.

In order for the products not to sweat, the products should not be exposed to excessive temperature changes.

Place the products in cold storages and refrigerators in such a way that they do not obstruct the air flow between the shelves.

Frozen media should not be used even if thawed.

The media should be stored in such a way that they are not exposed to light.

Do not open the packages of the media until the products are ready for use.

Media stored as specified in the instruction manual may be inoculated until the expiration date and incubated for recommended incubation times.

Shelf Life

Shelf life is 7 months. Do not use media with signs of deterioration or contamination.

Warnings and Precautions

The product is for professional use only.

The product does not contain dangerous substances in concentrations exceeding the limits set by the current legislation and is therefore not classified as dangerous.

Store the products in accordance with the storage conditions and, after inoculation, leave the medium with the agar side down until the liquid sample has been absorbed, then place them in the incubator by inverting.

In products; The products should not be used when microbial contamination, discoloration of the medium, drying/cracking of the medium surface, or other signs of deterioration are detected.

While inoculating the products (during sowing) and after incubation, take the necessary precautions to avoid being infected with microorganisms that may grow on the plates and to prevent the scattering of microorganisms. Use mask, safety glasses and latex gloves.

Disposal of Waste



Lowenstein Jensen Medium w/Glycerol

In order to prevent contamination of materials such as loops, swab, etc. that come into contact with microorganisms that reproduce on the plates, throw them into biological waste containers or do not reuse them without sterilizing them.

Disposal of used and unused media plates should be done in accordance with applicable national and local regulations. All waste should be considered potentially infectious.

Performance Characteristics and Quality Control

Before the products are made available, on a lot basis; It is tested in terms of physical and chemical properties, sterility and performance properties. You can request the results of the products you use/will use from the manufacturer.

Lots that do not observe the performance characteristics specified below will not be sold.

Physical and Chemical Properties

Appearance of Medium: : Stable gel consistency
Color and Clarity of Medium :Blue-green

Sterility Tests

Incubation Period : 21 days / 30-35 °C
Incubation Environment : Aerobic

The media should be sterile at the end of this period.

Performance Tests

Incubation Period : 24-48 hours/ 35±2 °C
Inoculation environment : Aerobic
Amount of inoculation (Efficiency) : 50-100 ±20 cfu.
Reference medium : Lowenstein Jensen Medium w/ Ethambutol 2 µg/mL from approved lot.

Microorganisms	Developmental Features and Recovery	Specific Response in Medium
<i>M. tuberculosis</i> H37Ra ATCC 25177	Good growth ≥ 50	Granular, rough-type colonies
<i>M. smegmatis</i> ATCC 607	Good growth ≥ 50	Cream-colored colonies
<i>Escherichia coli</i> 25922	-	-

Packaging Content

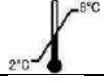



Product Name	Packaging	Volume (mL)	Amount in a pack	Order REF No
Lowenstein Jensen Medium w/Glycerol	16*110 mm polycarbonate tube	6	150	LJ-5-TC
Lowenstein Jensen Medium w/Glycerol	18*150 mm glass tube	8	150	LJ-8-TG
Lowenstein Jensen Medium w/Glycerol	18*150 mm glass tube	15	150	LJ-15-TG

Referances

Global Laboratory Initiative, 2014, Micobakteriology Laboratory Manual

T.C. Sağlık Bakanlığı, 2014, Ulusal Tüberküloz Tanı Rehberi

Symbol Table

	Store in refrigerator.
	Keep away from direct sunlight.
	Disposable.
	Sterile.

For any questions/problems about the product, please send an email to info@innomedlifesci.com

Manufacturer Information

Innomed Laboratuvar İth. İhr. San. Tic. Ltd. Şti.
Address: Aşağı Dudullu Mah. Alemdağ Cad. No:511/2 Ümraniye/İSTANBUL
Tel: + (90) 543 769 54 50
Web: www.innomedlifesci.com



Lowenstein Jensen Medium w/Isoniazid 0,2 µG/mL

Intended Use

Lowenstein Jensen is a selective solid medium used for the isolation and cultivation of mycobacteria.

Mycobacteria can be obtained with this medium from various clinical materials such as pulmonary samples (sputum, fasting gastric juice, bronchoalveolar lavage (BAL), bronchial biopsies) and extrapulmonary samples (urine, stool, blood, CSF (cerebrospinal fluid), tissue biopsies, aspirates).

Function

This product is intended for diagnosis or aid in diagnosis.

Principle

Asparagine and potato flour in the composition of the medium are sources of nitrogen and vitamins. Monopotassium phosphate and magnesium sulfate promote the growth of organisms and act as buffers. Glycerol and sterile egg suspension provide fatty acids and amino acids necessary for the metabolism of mycobacteria. Sodium citrate is converted to citric acid, which retains inorganic cations in solution. Malachite green is a selective agent that inhibits polluting microbiological flora and acts as a pH indicator.

Content

L-Asparagine	6 g/L
Monopotassium phosphate	4,16 g/L
Magnesium sulfate	0,4 g/L
Sodium citrate	1 g/L
Malashite green	0,6 g/L
Potato flour	50 g/L
Glycerol	20 mL/L
Sterile egg suspension	16 mL/L
Isoniazid	0,0002 g/L

Procedure

After the homogenization-decontamination process, the samples are ready for sowing. 250 µL is taken from the samples with the help of a micropipette. Transferred to Lowenstein Jensen medium. The medium placed in the incubator is incubated at 35-37°C for at least two weeks. After incubation, acid-fast staining methods are applied.

Storage Conditions

Store products between 2 and 8 °C.

Store the plate with the agar side up to prevent drying on the agar.

Avoid freezing and overheating.

If it will be stored in the refrigerator; Do not place the products close to the cooling sections located at the inner back of the refrigerators or to the cold air fan of the refrigerator.

In order for the products not to sweat, the products should not be exposed to excessive temperature changes.

Place the products in cold storages and refrigerators in such a way that they do not obstruct the air flow between the shelves.

Frozen media should not be used even if thawed.

The media should be stored in such a way that they are not exposed to light.

Do not open the packages of the media until the products are ready for use.

Media stored as specified in the instruction manual may be inoculated until the expiration date and incubated for recommended incubation times.

Shelf Life

Shelf life is 6 months. Do not use media with signs of deterioration or contamination.

Warnings and Precautions

The product is for professional use only.

The product does not contain dangerous substances in concentrations exceeding the limits set by the current legislation and is therefore not classified as dangerous.

Store the products in accordance with the storage conditions and, after inoculation, leave the medium with the agar side down until the liquid sample has been absorbed, then place them in the incubator by inverting.

In products; The products should not be used when microbial contamination, discoloration of the medium, drying/cracking of the medium surface, or other signs of deterioration are detected.

While inoculating the products (during sowing) and after incubation, take the necessary precautions to avoid being infected with microorganisms that may grow on the plates and to prevent the scattering of microorganisms. Use mask, safety glasses and latex gloves.

Disposal of Waste



Lowenstein Jensen Medium w/Isoniazid 0,2 µG/mL

In order to prevent contamination of materials such as loops, swab, etc. that come into contact with microorganisms that reproduce on the plates, throw them into biological waste containers or do not reuse them without sterilizing them.

Disposal of used and unused media plates should be done in accordance with applicable national and local regulations. All waste should be considered potentially infectious.

Performance Characteristics and Quality Control

Before the products are made available, on a lot basis; It is tested in terms of physical and chemical properties, sterility and performance properties. You can request the results of the products you use/will use from the manufacturer.

Lots that do not observe the performance characteristics specified below will not be sold.

Physical and Chemical Properties

Appearance of Medium: : Stable gel consistency
Color and Clarity of Medium : Blue-green

Sterility Tests

Incubation Period : 21 days / 30-35 °C
Incubation Environment : Aerobic

The media should be sterile at the end of this period.

Performance Tests

Incubation Period : 24-48 hours/ 35±2 °C
Inoculation environment : Aerobic
Amount of inoculation (Efficiency) : 50-100 ±20 cfu.
Reference medium : Lowenstein Jensen Medium w/ Ethambutol 2 µg/mL from approved lot.

Microorganisms	Developmental Features and Recovery	Specific Response in Medium
<i>M. tuberculosis</i> H37Ra ATCC 25177	-	-
<i>M. smegmatis</i> ATCC 607	Good growth ≥ 70	-
<i>Escherichia coli</i> 25922	Partial inhibition	Partial inhibition

Packaging Content

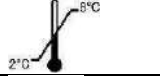

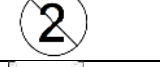

Product Name	Packaging	Volume (mL)	Amount in a pack	Order REF No
Jensen Medium w/Isoniazid 0,2 µg/mL	16*110 mm polycarbonate tube	6	150	LJIB-5-TC
Jensen Medium w/Isoniazid 0,2 µg/mL	18*150 mm glass tube	8	150	LJIB-8-TG
Jensen Medium w/Isoniazid 0,2 µg/mL	18*150 mm glass tube	15	150	LJIB-15-TG

References

Global Laboratory Initiative, 2014, Micobakteriology Laboratory Manual

T.C. Sağlık Bakanlığı, 2014, Ulusal Tüberküloz Tanı Rehberi

Symbol Table

	Store in refrigerator.
	Keep away from direct sunlight.
	Disposable.
	Sterile.

For any questions/problems about the product, please send an email to info@innomedlifesci.com

Manufacturer Information

Innomed Laboratuvar İth. İhr. San. Tic. Ltd. Şti.
Address: Aşağı Dudullu Mah. Alemdağ Cad. No:511/2 Ümraniye/İSTANBUL
Tel: + (90) 543 769 54 50
Web: www.innomedlifesci.com



Lowenstein Jensen Medium w/Isoniazid 1 µg/mL

Intended Use

Lowenstein Jensen is a selective solid medium used for the isolation and cultivation of mycobacteria.

Mycobacteria can be obtained with this medium from various clinical materials such as pulmonary samples (sputum, fasting gastric juice, bronchoalveolar lavage (BAL), bronchial biopsies) and extrapulmonary samples (urine, stool, blood, CSF (cerebrospinal fluid), tissue biopsies, aspirates) .

Function

This product is intended for diagnosis or aid in diagnosis.

Principle

Asparagine and potato flour in the composition of the medium are sources of nitrogen and vitamins. Monopotassium phosphate and magnesium sulfate promote the growth of organisms and act as buffers. Glycerol and sterile egg suspension provide fatty acids and amino acids necessary for the metabolism of mycobacteria. Sodium citrate is converted to citric acid, which retains inorganic cations in solution. Malachite green is a selective agent that inhibits polluting microbiological flora and acts as a pH indicator.

Content

L-Asparagine	6 g/L
Monopotassium phosphate	4,16 g/L
Magnesium sulfate	0,4 g/L
Sodium citrate	1 g/L
Malashite green	0,6 g/L
Potato flour	50 g/L
Glycerol	20 mL/L
Sterile egg suspension	16 mL/L
Isoniazid	0,001 g/L

Procedure

After the homogenization-decontamination process, the samples are ready for sowing. 250 µL is taken from the samples with the help of a micropipette. Transferred to Lowenstein Jensen medium. The medium placed in the incubator is incubated at 35-37°C for at least two weeks. After incubation, acid-fast staining methods are applied.

Storage Conditions

Store products between 2 and 8 °C.

innomed



Store the plate with the agar side up to prevent drying on the agar.

Avoid freezing and overheating.

If it will be stored in the refrigerator; Do not place the products close to the cooling sections located at the inner back of the refrigerators or to the cold air fan of the refrigerator.

In order for the products not to sweat, the products should not be exposed to excessive temperature changes.

Place the products in cold storages and refrigerators in such a way that they do not obstruct the air flow between the shelves.

Frozen media should not be used even if thawed.

The media should be stored in such a way that they are not exposed to light.

Do not open the packages of the media until the products are ready for use.

Media stored as specified in the instruction manual may be inoculated until the expiration date and incubated for recommended incubation times.

Shelf Life

Shelf life is 6 months. Do not use media with signs of deterioration or contamination.

Warnings and Precautions

The product is for professional use only.

The product does not contain dangerous substances in concentrations exceeding the limits set by the current legislation and is therefore not classified as dangerous.

Store the products in accordance with the storage conditions and, after inoculation, leave the medium with the agar side down until the liquid sample has been absorbed, then place them in the incubator by inverting.

In products; The products should not be used when microbial contamination, discoloration of the medium, drying/cracking of the medium surface, or other signs of deterioration are detected.

While inoculating the products (during sowing) and after incubation, take the necessary precautions to avoid being infected with microorganisms that may grow on the plates and to prevent the scattering of microorganisms. Use mask, safety glasses and latex gloves.

Disposal of Waste

Lowenstein Jensen Medium w/Isoniazid 1 µg/mL

In order to prevent contamination of materials such as loops, swab, etc. that come into contact with microorganisms that reproduce on the plates, throw them into biological waste containers or do not reuse them without sterilizing them.

Disposal of used and unused media plates should be done in accordance with applicable national and local regulations. All waste should be considered potentially infectious.

Performance Characteristics and Quality Control

Before the products are made available, on a lot basis; It is tested in terms of physical and chemical properties, sterility and performance properties. You can request the results of the products you use/will use from the manufacturer.

Lots that do not observe the performance characteristics specified below will not be sold.

Physical and Chemical Properties

Appearance of Medium: : Stable gel consistency
Color and Clarity of Medium :Blue-green

Sterility Tests

Incubation Period : 21 days / 30-35 °C
Incubation Environment : Aerobic
The media should be sterile at the end of this period.

Performance Tests

Incubation Period : 24-48 hours/ 35±2 °C
Inoculation environment : Aerobic
Amount of inoculation (Efficiency) : 50-100 ±20 cfu.
Reference medium : Lowenstein Jensen Medium w/ Ethambutol 2 µg/mL from approved lot.

Microorganisms	Developmental Features and Recovery	Specific Response in Medium
<i>M. tuberculosis</i> H37Ra ATCC 25177	-	-
<i>M. smegmatis</i> ATCC 607	Good growth ≥ 70	-
<i>Escherichia coli</i> 25922	Partial inhibition	Partial inhibition

Packaging Content

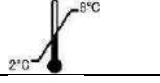


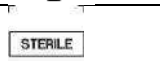
Product Name	Packaging	Volume (mL)	Amount in a pack	Order REF No
Jensen Medium w/Isoniazid 1 µg/mL	16*110 mm polycarbonate tube	6	150	LJIA-5-TC
Jensen Medium w/Isoniazid 1 µg/mL	18*150 mm glass tube	8	150	LJIA-8-TG
Jensen Medium w/Isoniazid 1 µg/mL	18*150 mm glass tube	15	150	LJIA-15-TG

Referances

Global Laboratory Initiative, 2014, Micobakteriology Laboratory Manual

T.C. Sağlık Bakanlığı, 2014, Ulusal Tüberküloz Tanı Rehberi

Symbol Table

	Store in refrigerator.
	Keep away from direct sunlight.
	Disposable.
	Sterile.

For any questions/problems about the product, please send an email to info@innomedlifesci.com

Manufacturer Information

İnnomed Laboratuvar İth. İhr. San. Tic. Ltd. Şti.
Address: Aşağı Dudullu Mah. Alemdağ Cad. No:511/2 Ümraniye/İSTANBUL
Tel: + (90) 543 769 54 50
Web: www.innomedlifesci.com

