

Technical data sheet

BTE SP



110

	Oticon PG50	Oticon PG30	Oticon PG10
Speech Understanding	OpenSound Navigator™	Level 1	Level 2
	- Balancing power effect	100%	50%
	- Max. noise removal	9 dB	5 dB
	OpenSound Optimizer™	•	•
	Noise Reduction LX	-	-
	Multiband Adaptive Directionality LX	-	-
	OpenSound Booster™	•	•
	Speech Guard™ LX	Level 1	Level 3
	Single compression LX	-	-
	Speech Rescue™ LX	•	•
Sound Quality	Clear Dynamics	•	-
	Spatial Noise Management	•	-
	Processing Channels	48	48
	Bass Boost (streaming)	•	•
Listening Comfort	Transient Noise Management	4 configurations	3 configurations
	Feedback shield LX	•	•
	Wind Noise Management	•	•
Personalisation & Optimising Fitting	YouMatic™ LX, NR levels	3 configurations	2 configurations
	Fitting Bands	14	12
	Multiple Directionality Options	•	•
	Adaptation Management	•	•
	Firmware Updater	•	•
	VC range and step size	•	•
Fitting Formulas	DSE, VAC+, NAL-NL1 + 2, DSL v5.0	DSE, VAC+, NAL-NL1 + 2, DSL v5.0	DSE, NAL-NL1 + 2, DSL v5.0
Connecting to the World	Stereo streaming (2.4 GHz)	•	•
	RemoteLink 2 App	•	•
	ConnectClip	•	•
	Remote Control 3.0	•	•
	TV Adapter 3.0	•	•
	Phone Adapter 2.0	•	•
	Amigo FM	•	•
Tinnitus SoundSupport™	•	•	
CROS/ BiCROS support	•	•	
Bimodal fitting panel	•	•	

Conditions of Use

Operating conditions

Temperature: +1°C to +40°C (34°F to 104°F)
 Humidity: 5% to 93% relative humidity, non-condensing
 Atmospheric pressure: 700 hPa to 1060 hPa

Storage and transportation conditions

Temperature and humidity shall not exceed the below limits for extended periods during transportation and storage.
 Temperature: -25°C to +60°C (-13°F to 140°F)
 Humidity: 5% to 93% relative humidity, non-condensing
 Atmospheric pressure: 700 hPa to 1060 hPa

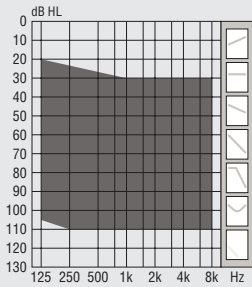
Apple, the Apple logo, iPhone, iPad, and iPod touch are trademarks of Apple Inc., registered in the U.S. and other countries.

NFMI + 2.4 GHz



IP68

Technical data



110



DSE Fitting Range
Hook, undamped

Technical information

Omnidirectional mode is used unless otherwise stated.

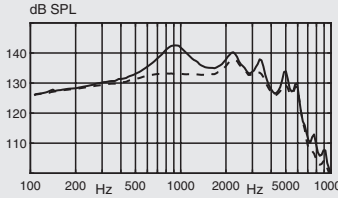
Warning to the instrument dispenser

The maximum output capability of the hearing aid may exceed 132 dB SPL. Special care should be exercised in selecting and fitting the instrument, as there may be risk of impairing the remaining hearing of the hearing aid user.

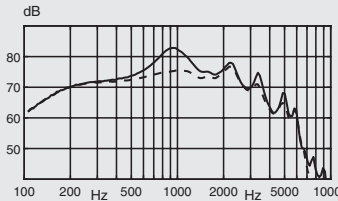
Ear Simulator

Measured according to
IEC 60118-0:1983/AMD1:1994, IEC 60118-0:2015
IEC 60118-1:1995+AMD1:1998 CSV and
IEC 60318-4:2010

OSPL90

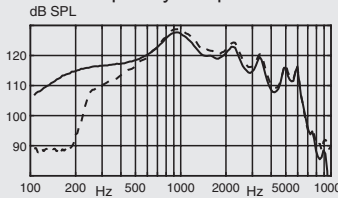


Full-on Gain



— Standard tube, undamped hook
- - - Standard tube, damped hook

Frequency Response

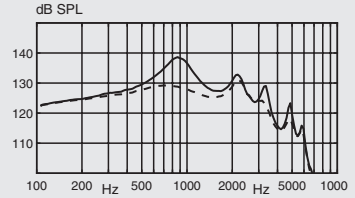


— Acoustic input: 60 dB SPL
- - - Magnetic input: 20.0 mA/m

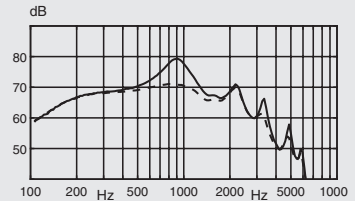
2CC Coupler

Measured according to
ANSI S3.22:2014, IEC 60118-0:2015
and IEC 60318-5:2006

OSPL90

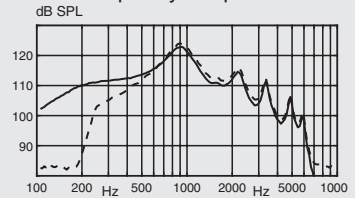


Full-on Gain



— Standard tube, undamped hook
- - - Standard tube, damped hook

Frequency Response



— Acoustic input: 60 dB SPL
- - - Magnetic input: 31.6 mA/m

OSPL90	Peak	143 dB SPL	139 dB SPL
	1600 Hz	135 dB SPL	127 dB SPL
	HFA-OSPL90	138 dB SPL	130 dB SPL
Full-on gain ¹	Peak	83 dB	79 dB
	1600 Hz	75 dB	67 dB
	HFA-FOG	77 dB	70 dB
Reference test gain		61 dB	53 dB
Frequency range		100-6500 Hz	100-6100 Hz
Telecoil output (1600 Hz)	1 mA/m field	109 dB SPL	-
	10 mA/m field	126 dB SPL	-
	SPLITS L/R	-	115 dB SPL
Total harmonic distortion (Input 70 dB SPL)	500 Hz	4 %	4 %
	800 Hz	<2 %	<2 %
	1600 Hz	<2 %	<2 %
Equivalent input noise level	Omni	18 dB SPL	19 dB SPL
	Dir	32 dB SPL	34 dB SPL
Battery consumption ²	Typical	1.6 mA	2.5 mA
	Quiescent	1.4 mA	1.4 mA
Battery life, artificial measurement, hours ³		200	125
Expected battery life, hours (battery size 13 - IEC PR48) ⁴		75-115	

1) Measured with the gain control of the hearing aid set to its full-on position minus 20 dB and with an input SPL of 70 dB. This is to obtain a gain response equal to the full-on gain response from e.g. IEC 60118-0+A1:1994 but without influence of feedback.
 2) Battery current is measured according to IEC 60118-0:1983/AMD1:1994 §7.11, IEC 60118-0:2015 §7.7 and ANSI S3.22:2014 §6.13 after a settling time of minimum 3 minutes.
 3) Based on the standardised battery consumption measurement (IEC 60118-0:1983/AMD1:1994). The actual battery life depends on battery quality, use pattern, active feature set, hearing loss and sound environment.
 4) Real usage battery life is shown as an estimated interval based on mixed use cases with variable amplification settings and variable input levels, incl. direct stereo streaming from a TV (25% of the time) and streaming from a mobile phone (6% of the time).