

Nadelhalter, dreiteilig

Needle Holder, three-part



Griff, allein
Handle, only

Leichtgewicht, gebogen
Light weight, curved




LP356-000

Leichtgewicht, gerade
Light weight, straight



LP355-000

Schweres Modell, gerade
Heavy weight, straight



LP357-000

Rohre, allein
Tubes, only

330 mm	LP033-000
450 mm	LP045-000



Mauleinsatz, allein
Jaw insert, only




Set Nummer = Instrument besteht aus Handgriff + Rohrschaft + Einsatz
Set Number = Instrument consists of Handle + Tube + Insert

Distales Ende mit Hartmetall-Einlage, gerade, Ø 5 mm
Distal end with tungsten carbide inserts, straight, Ø 5 mm

330 mm	LP000-033
450 mm	LP000-045


LP356-033	LP355-033	LP357-033
LP356-045	LP355-045	LP357-045



Distales Ende mit Hartmetall-Einlage, links gebogen, Ø 5 mm
Distal end with tungsten carbide inserts, curved left, Ø 5 mm

330 mm	LP000-133
450 mm	LP000-145

LP356-133	LP355-133	LP357-133
LP356-145	LP355-145	LP357-145



Distales Ende mit Hartmetall-Einlage, rechts gebogen, Ø 5 mm
Distal end with tungsten carbide inserts, curved right, Ø 5 mm

330 mm	LP000-233
450 mm	LP000-245

LP356-233	LP355-233	LP357-233
LP356-245	LP355-245	LP357-245



Distales Ende mit beschichteter Maulinnenseite, selbstaufrichtend, Ø 5 mm
Distal end with coated inner jaws, self righting, Ø 5 mm

330 mm	LP000-330
450 mm	LP000-345

LP356-330	LP355-330	LP357-330
LP356-345	LP355-345	LP357-345

Bestell-Nr. Ordering no.	
RZ352-001	Verschlusskappe für Luer-Lock Sealing cap for Luer-Lock

