

Climatix™

HMI-TM

POL871.71, POL871.72



The HMI-TM for display and system configuration for Climatix controllers

- Advanced operation and IP protection level for use outside
- High resolution 240 x 128 dpi
- 6 keys for easy operation
- ALARM, INFO, and CANCEL with LEDs
- User passwords for each access level
- Supports multiple languages
- Local HMI settings
- Data point access
- Powered by controller via the local HMI connection
- Version POL871.71 for magnetic mounting and as a mobile unit
- Version POL871.72 for permanent installation in the control panel
- Firmware can be upgraded

Communication concept

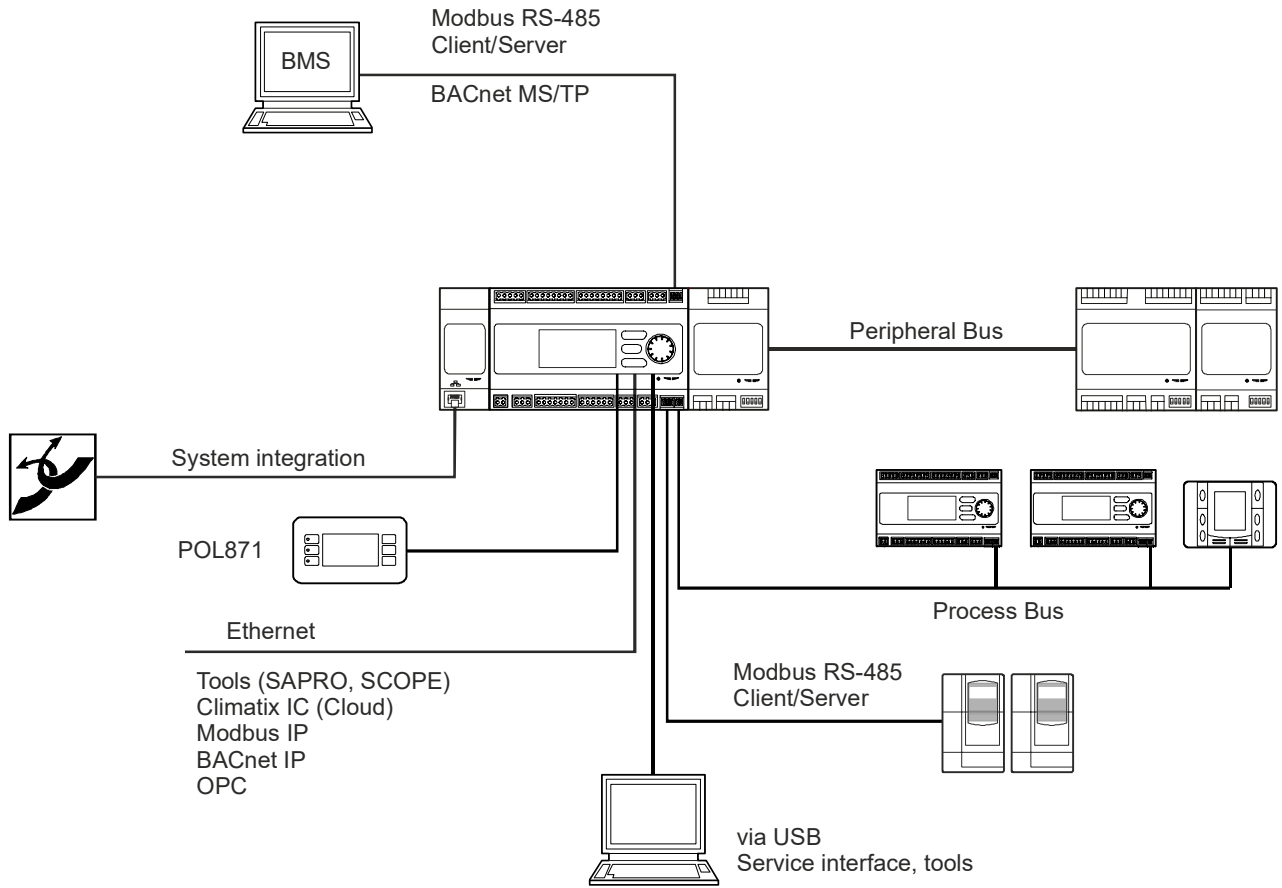


Fig. 1: Climatix POL6xx communication concept (here C600)

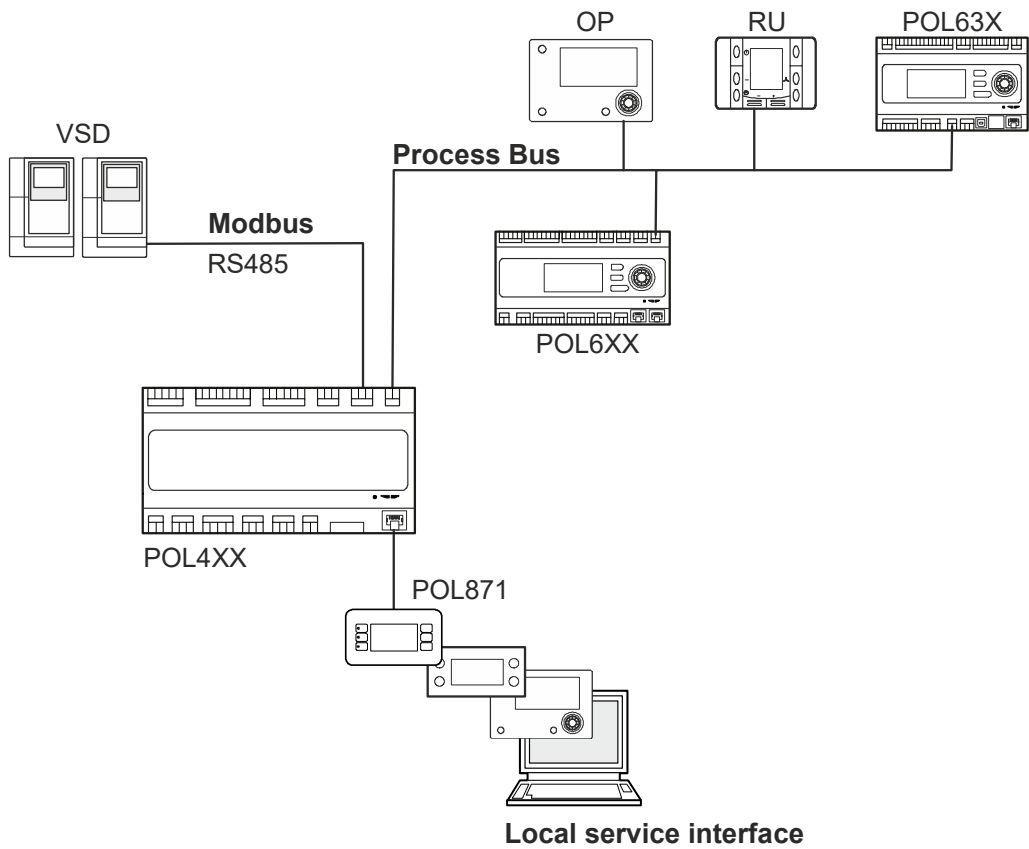


Fig. 2: Climatix POL4xx communication concept (here POL4xx)

General data	
Dimensions (W x H x D)	173.2 x 95.5 x 21.6 mm for POL871.71 173.2 x 95.5 x 33.1 mm for POL871.72
Materials and colors	Lens: Makrolon 2405, transparent Keyboard: Silicone rubber, RAL7035 Housing: Front: Makrolon 6485, RAL7035 Rear: Makrolon 6485, RAL5014
Without packaging	350 g for POL871.71 221 g for POL871.72
Weight (with packaging)	433 g for POL871.71 371 g for POL871.72
Panel thickness restriction for POL871.72 installation	Min. 0.5 mm Max. 1.5 mm

Power supply	
Power supply via controller	DC 24 V, 60 mA

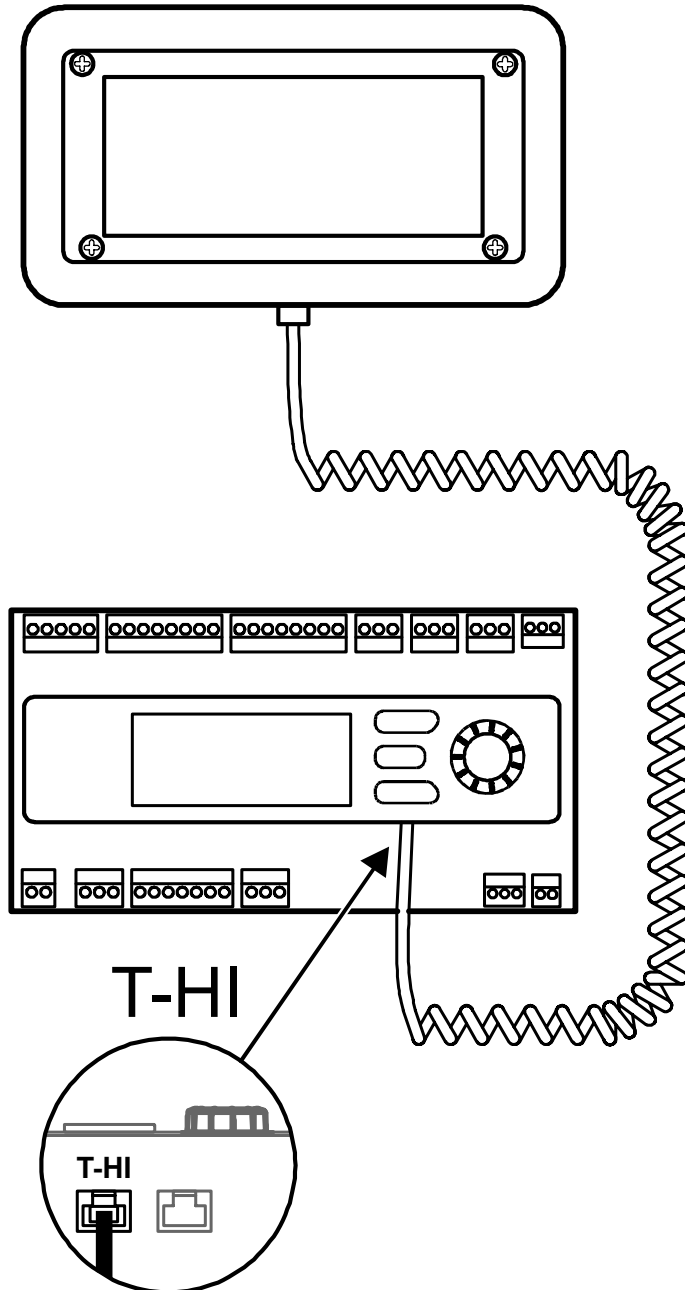
Display	
LCD type	STN blue, negative
Resolution	Dot-matrix 240 X 128
Backlit display	White LEDs
Size	
LCD size	93 x 58 mm
Display Size	86.15 x 47.78 mm
Viewing angle ¹⁾	
From above	41°
From below	21°
¹⁾ The viewing angle corresponds to the angle at a contrast ratio that is greater than 2.	

Ambient conditions and protection classification	
Classification as per EN 60730 Degree of pollution	2
Protect against shock	Protection class III
Degree of protection of housing to EN 60529	IP65 for entire POL871.71 IP65 for front of POL871.72 (use fasteners for assembly) IP20 for rear of POL871.72
Climatic ambient conditions <ul style="list-style-type: none"> • Transport and storage (packaged) Per IEC/EN 60721-3-2 / -3-1 	<ul style="list-style-type: none"> • Temperature -40...+70 °C (-40...+158 °F) • Air humidity 5...95 % (non-condensing) • Min. air pressure of 260 hPa, corresponding to max. 10,000 m above sea level
<ul style="list-style-type: none"> • Operation per IEC/EN 60721-3-3 	<ul style="list-style-type: none"> • Temperature -40...+70 °C (-40...+158 °F) • On LCD: Temperature limitation -20...60 °C ! • Air humidity 5...95 % (non-condensing) • Min. air pressure 700 hPa, corresponding to max. 3,000 m above sea level.

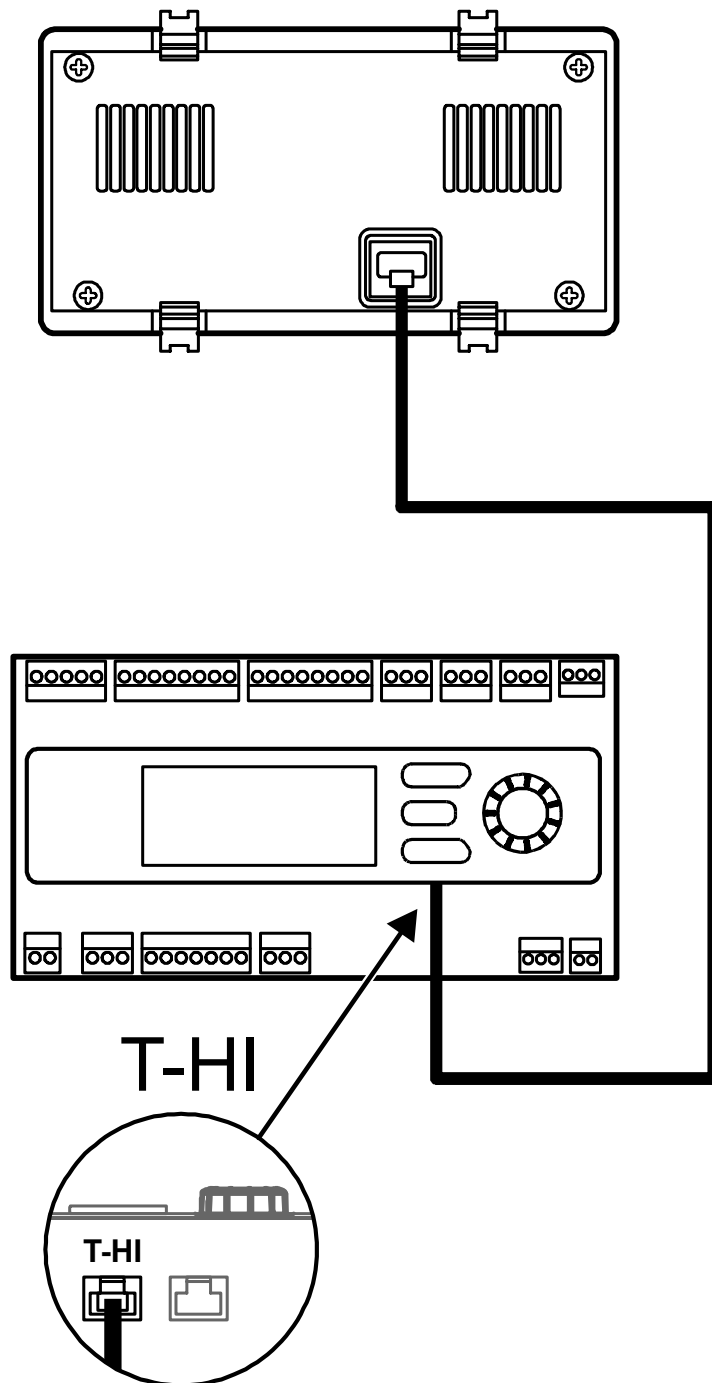
Standards, directives and approvals	
Product standards	IEC/EN 60730-1 Automatic electronic controls for household and similar use
Electromagnetic compatibility	For residential, commercial, and industrial environments
EU conformity (CE)	CB1T3917xx
UK compliance (UKCA)	A5W00192704A
RCM Conformity	CB1T3917en_C1
UL certification FCC	cUL916, UL873, http://database.ul.com CFR 47 part 15 B. (devices without WLAN/RF)
Environmental compatibility	Environmental Declarations 233006-T-0601_EN (POL871.71/STD) and 233006-T-0602_EN (POL871.72/STD) contain data on environmental-compatible product design and assessment (RoHS compliance, compositions, packaging, environmental benefits and disposal)..

Local HMI connection

POL871.71	
Connection	Cable in HMI-TM 1 RJ45 port on the controller
Cable length on the HMI side	2.5 m expandable spiral cable (1 m flat + 1.5 m expandable spiral cable)
Cable type	Integrated cable with RJ45 plug (4-wire twisted pair)



POL871.72	
Connection	Cable with RJ45 plugs on both sides
Cable length on the HMI side	1.5 m
Cable type	A separate Cat-5 Ethernet cable with two RJ45 plugs (8-wire twisted pair)



Ordering

Type	Stock number	Designation
POL871.71/STD	S55626-H517-B100	HMI-TM for magnetic mounting and mobile operation
POL871.72/STD	S55626-H517-C100	HMI-TM for mounting in control panels

Scope of delivery

Type	Contents
POL871.71/STD	<ul style="list-style-type: none">• One HMI-TM• With 4-wire twisted pair spiral cable, with one RJ45 plug• Total cable length 2.5 m (1 m flat, 1.5 m spiral when extended)
POL871.72/STD	<ul style="list-style-type: none">• One HMI-TM• Separate 1.5 m Cat-5 Ethernet cable (8-wire twisted pair), with two RJ45 plugs• Two terminals with screws (for assemblies requiring IP65)

Product documentation

Document ID	Title	Topic
Q3900	Climatix range	Climatix product range
M3910	Mounting instructions for POL871.xx	Mounting and installation
P3917	"Climatix HMI application", Basic document	Basic documentation

Notes

Safety: National safety regulations

CAUTION



National safety regulations

Failure to comply with national safety regulations may result in personal injury and property damage.

- Observe national provisions and comply with the appropriate safety regulations.

Engineering notes

NOTICE



Design to SELV per EN 60730-1. Use caution when wiring to protect against accidental contact with other parts when energized above 42 V_{eff}.

Disposal

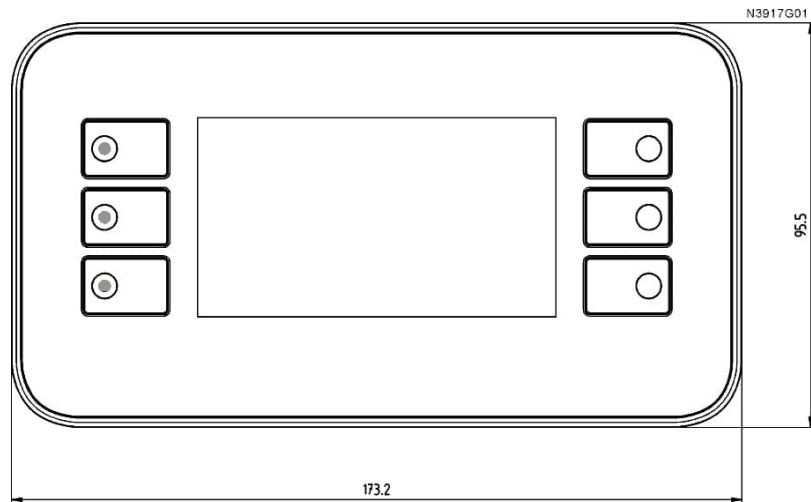


This symbol or any other national label indicate that the product, its packaging, and, where applicable, any batteries may not be disposed of as domestic waste. Delete all personal data and dispose of the item(s) at separate collection and recycling facilities in accordance with local and national legislation.

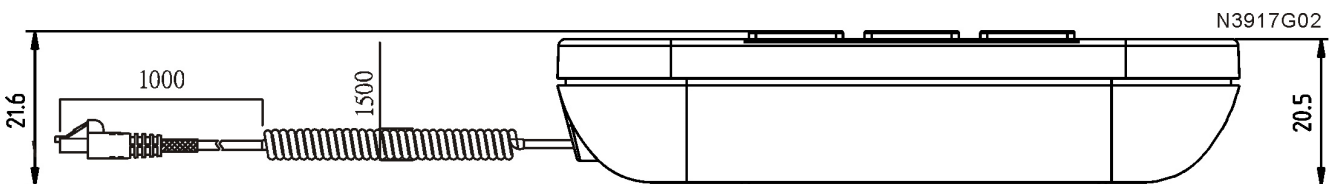
For additional details, refer to [Siemens information on disposal](#).

Dimensions

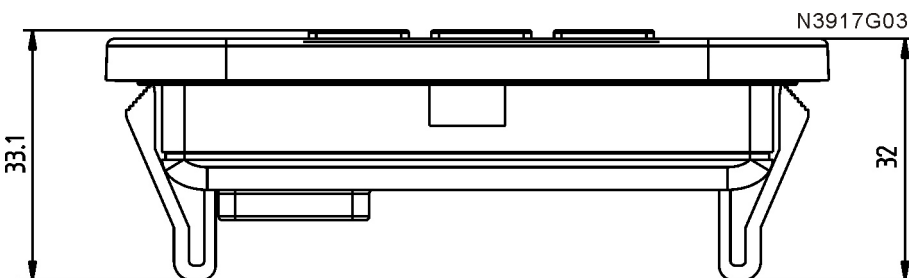
Dimensions in mm



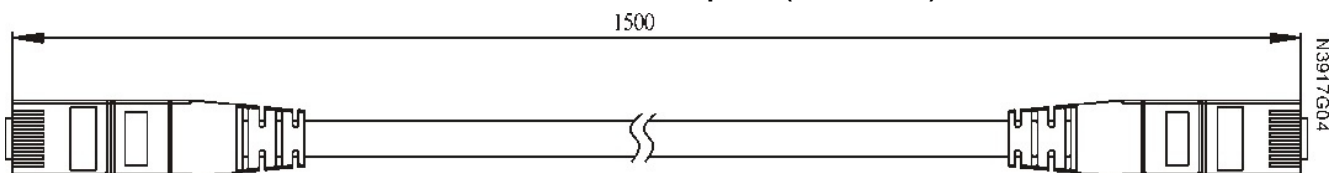
POL871.71



POL871.72



Cable for mounted version in control panel (POL871.72)



Issued by
Siemens Switzerland Ltd
Smart Infrastructure
Global Headquarters
Theilerstrasse 1a
CH-6300 Zug
+41 58 724 2424
www.siemens.com/buildingtechnologies

© Siemens Switzerland Ltd, 2023
Technical specifications and availability subject to change without notice.

Document ID CB1N3917en
Edition 2023-03-20