

### General Product Information:

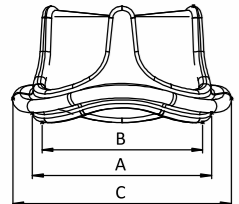
Storage Temperature : 10 °C to 25 °C (50-77 °F)

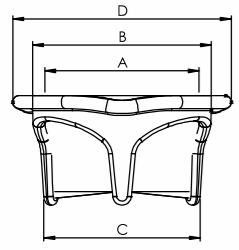
Storage Solution : Glutaraldehyde

Rinse Procedure : 1 min rinse each in first 3 bowl and store the valve in 4th bowl prior to implantation.

MRI Safety Information : Testing of this device in a magnetic field of 1.5 and 3.0 Tesla has shown that this device is MR conditional.

### Technical Specification:

Aortic	Nominal Specifications (mm)					
	Size	19	21	23	25	27
	A Tissue Annulus Diameter	20	22	24	26.5	28.5
	B Internal Stent Post Diameter (Base)	18	20	22	24	26
	C External Sewing Ring Diameter	27	28	31	33	36

Mitral	Nominal Specifications (mm)					
	Size	23	25	27	29	31
	A. Stent Diameter (Wire Form)	23	25	27	29	29
	B. External Stent Post Diameter (Base)	26.5	28.5	29.5	32.5	32.5
	C. External Stent Post Diameter (Tip)	27	29	31	33	33
	D. External Sewing Ring Diameter	33	36	38	41	43

Available Bioprosthesis Diameter (mm)	Ordering Information	
	Aortic Model	Mitral Model
19	DDL19A	N/A
21	DDL21A	N/A
23	DDL23A	DDL23M
25	DDL25A	DDL25M
27	DDL27A	DDL27M
29	N/A	DDL29M
31	N/A	DDL31M

Available Sizer Set	Ordering Information
Aortic sizer set	DFA1927
Mitral sizer set	DFM2331



Meril

More to Life



Meril

More to Life

### Meril's Global Presence

Meril Tibbi Cihazlar  
Meril Tibbi Cihazlar İmalat ve Ticaret A.Ş.  
İçerenköy Mah. Çetinkaya Sok. Prestij Plaza No.28  
Kat:4 Ataşehir, 34752  
İstanbul / Turkey  
T: +90 216 641 44 24  
F: +90 216 641 44 25

Meril Medical LLC  
Nauchnyi Proezd 19,  
Moscow, Russia – 117 246,  
Office - +7 495 772 7643

Manufacturer  
Meril Life Sciences Pvt. Ltd.  
Survey No. 135/139, Bilakhia House,  
Muktanand Marg, Chala,  
Vapi 396 191,  
Gujarat, India.  
T: +91 260 240 8000

Meril GmbH  
Bornheimer Strasse 135-137,  
D-53119 Bonn,  
Germany.  
T: +49 228 7100 4000  
F: +49 228 7100 4001

Meril China Co. Ltd.  
Room 2301B, 23F, Lixin Plaza,  
No 90, South Hubin Road,  
Xiamen China  
T: 0086-592-5368505  
F: 0086-592-5368519

Meril, inc.  
2436 Emrick Boulevard,  
Bethlehem, PA - 18020  
T: + 610 500 2080  
F: + 610 317 1672

Meril Life Sciences Pvt. Ltd.  
301, A - Wing, Business Square,  
Chakala, Andheri Kuria Road,  
Andheri East, Mumbai 400 093  
T: + 91 22 39350700  
F: + 91 22 39350777  
E: askinfo@merillife.com

Meril South America  
Doc Med LTDA Al. dos Tupiniquins,  
1079 - Cep: 04077-003 - Moema,  
Sao Paulo, Brazil.  
T: +55 11 3624 5935  
F: +55 11 3624 5936

EU Representative  
Obelis S.A. Bd. General Wahis 53,  
1030, Brussels, Belgium.  
T: +32 2 732 5954  
F: +32 2 732 6003  
E: mail@obelis.net

Meril SA Pty Ltd  
102, 104, S101 and S102,  
Boulevard West Office Park,  
142 Western Service Road,  
Erf 813 Woodmead Extension 17  
Sandton, Johannesburg – 2191  
South Africa  
T: +27 11 465-2049  
F: +27 86 471 7941

CE  
1434

E askinfo@merillife.com  
W www.merillife.com

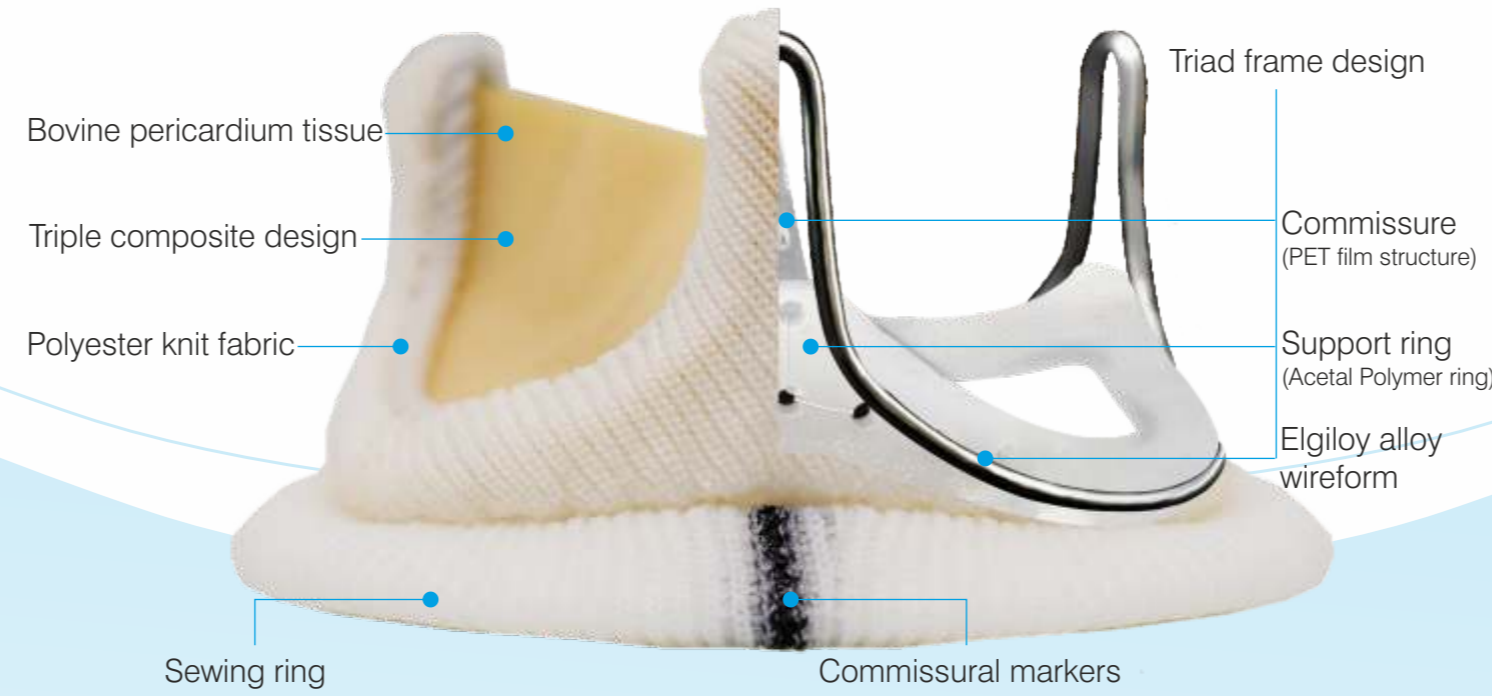
Protected by



**Dafodil**<sup>TM</sup>  
Pericardial Bioprosthesis

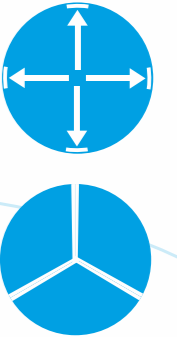


## Tri-leaflet stented bioprosthesis



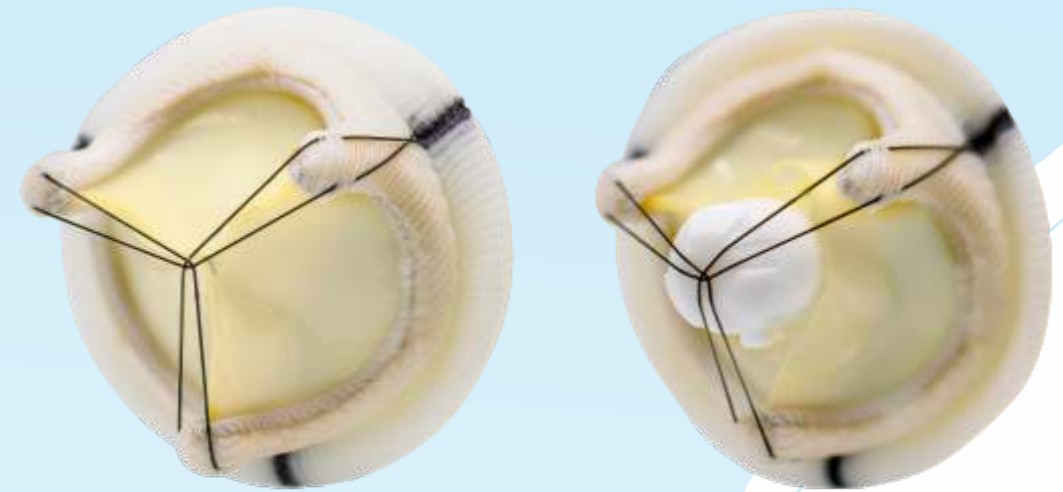
### HEMODYNAMICS SUPPORT

- Triple-Composite design provides optimal Effective Orifice Area (EOA)
- The three separate leaflets are matched for better leaflet Coaptation which helps minimize Intra-Valvular Regurgitation.



### EASE OF IMPLANTABILITY

- Black sutures in Mitral valves helps reduce the profile of the commissures, easing the bioprosthesis implantation in the Mitral annulus.



### TRUSTED DURABILITY

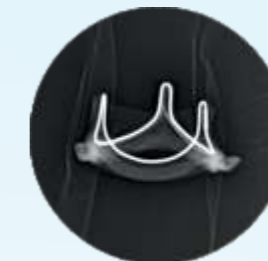

- Leaflets are treated with proprietary anti-calcification process to increase valve's long term durability.
- Three independent pericardial leaflets are laser cut to provide absolute uniformity realizing a Triple-composite design.
- Triad-frame design with elgiloy alloy wireform provides Robustness via Superior spring efficiency, Fatigue and Corrosion resistance.



- Sewing ring designed for better approximation to patient's annulus and for ease of implantability.

- Commissural markers on sewing ring facilitates suture placement and valve orientation.

- Elgiloy alloy wireform provides excellent Radio-Opacity and handling characteristics.



Aortic Valve Placement



Mitral Valve Placement

