


# EU Declaration of Conformity

TO IVD REGULATION (EU) 2017/746



Legal Manufacturer's Name: New Erie Scientific LLC  
 Legal Manufacturer's Address: 20 Post Road, Portsmouth, NH 03801 USA  
 SRN (Single Registration Number): US-MF-000008165

New Erie Scientific LLC declares that the In Vitro Diagnostic Medical Devices listed in this declaration are in conformity with all applicable provisions of Council Regulation (EU) 2017/746 of 5 April 2017 on In Vitro Diagnostic Medical Devices and are therefore entitled to bear the CE Mark.

Product and Trade Name	Non-adhesion Microscope Slides (Trade Name: see Appendix 1 – Device Information)
Intended Purpose	Non-adhesion microscope slides are intended for in vitro diagnostic use by clinical and diagnostic laboratories who require high quality slides to hold and view clinical specimens.
Classification & Classification Rules	Class A, Rule 5, Indent (a)
Conformity Assessment Route	Self-certified, in accordance with Article 17 and Annex IV of IVDR 2017/746
Product Number	As per Appendix 1 (this document) – Device Information
Basic UDI-DI	081004133NES001MN
Nomenclature	GMDN 57925 - Microscope Slides
Initial CE Release Date	2000
Authorized Representative Name and Address	Epredia Netherlands B.V. Essendonk 30, 4824 DA Breda, Netherlands
Authorized Representative SRN	NL-AR-000001488

We hereby declare under our sole responsibility that these products conform with the relevant provisions of the EU IVD Regulation 2017/746.

Form Name	EU Declaration of Conformity	Form (Template) Number	GL-FRM-27-0003	Form Template Version	2.0
-----------	------------------------------	------------------------	----------------	-----------------------	-----

# EU Declaration of Conformity

To IVD REGULATION (EU) 2017/746



We confirm that the CE-marked IVDs listed in the appendix are manufactured under a controlled and approved Quality Management System that maintains a post market surveillance and vigilance procedure. Each of the listed CE-marked IVD has been verified against defined criteria and found to be in compliance with the General Safety and Performance Requirements of Annex I in the EU IVDR 2017/746 prior to being placed on the market.

**Approved by:**

A handwritten signature in blue ink that reads "H Gallacher".

Heather Gallacher  
Director, Global Regulatory Affairs

Place of Issue: Scotland, UK

Date of Issue: 21 April 2023

Revision: 7.0

Form Name	EU Declaration of Conformity	Form (Template) Number	GL-FRM-27-0003	Form Template Version	2.0
-----------	------------------------------	------------------------	----------------	-----------------------	-----

# EU Declaration of Conformity

TO IVD REGULATION (EU) 2017/746



## 1. Appendix 1 – Device Information:

No.	Product Name	Product Number
1	Microscope Slides	AA00000102E01MNZ11
2	Microscope Slides	AA00000112E01MNZ10
3	Microscope Slides	AA00000102E01MNZ10
4	Microscope Slides	AG00000112E04CML20
5	Microscope Slides	AA00000102E01MNZ21
6	Microscope Slides	AG00000112E01MNZ10
7	Microscope Slides	AB00000112E01MNZ10
8	Microscope Slides	AA00000112E01MNZ51
9	Microscope Slides	AA00000112E01CML20
10	Microscope Slides	AA00000112E04MNZ50
11	Microscope Slides	AA00000112E01MNZ21
12	Microscope Slides	AA00000112E01MNZ11
13	Microscope Slides	AB00000112E01CLI10
14	Microscope Slides	AB00000112E04CML20
15	Microscope Slides	AA00000112E01CML10
16	Microscope Slides	AF00000112E04CML20
17	Microscope Slides	AA00000102E01CML20
18	Microscope Slides	AA00000102E01FST20
19	Microscope Slides	AA00000102E01CML10
20	Microscope Slides	AB00000112E01MNR10
21	Microscope Slides	AB00000112E01MNZ11
22	Microscope Slides	AG00000102E01MNZ10
23	Microscope Slides	AB00000102E01MNZ10
24	Microscope Slides	AG00000102E04CML20
25	Microscope Slides	AF00000112E04MNZ10
26	Microscope Slides	AG00000112E01MNZ11
27	Microscope Slides	AA00000112E01CLI10
28	Microscope Slides	AA00000112E01MNZ20
29	Microscope Slides	AA00000112E01CML21
30	Microscope Slides	AB00000112E01MNZ20

Form Name	EU Declaration of Conformity	Form Number	GL-FRM-27-0003	Form Revision	2.0
-----------	------------------------------	-------------	----------------	---------------	-----

# EU Declaration of Conformity

TO IVD REGULATION (EU) 2017/746




31	Microscope Slides	AB00000112E01MNZ21
32	Microscope Slides	AG00000112E04CML21
33	Microscope Slides	AA00000112E01MNR10
34	Microscope Slides	AG00000112E01MNR10
35	Microscope Slides	AB00000112E01CLI20
36	Microscope Slides	AA00000102E04MNZ10
37	Microscope Slides	AB00000102E01CLI10
38	Microscope Slides	AB00000102E04CML20
39	Microscope Slides	AB00000102E01MNZ20
40	Microscope Slides	AB00000112E04MNZ10
41	Microscope Slides	AG00000112E04MNZ10
42	Microscope Slides	AA00000102E01CLI10
43	Microscope Slides	AG00000102E01MNZ21
44	Microscope Slides	AA00000112E04MNZ10
45	Microscope Slides	AB00000102E01MNZ21
46	Microscope Slides	AG00000112E01MNZ20
47	Microscope Slides	AA00000102E01MNR10
48	Microscope Slides	AF00000102E04CML20
49	Microscope Slides	AF00000112E01MNZ20
50	Microscope Slides	AG00000112E01CLI10
51	Microscope Slides	AG00000102E01MNR10
52	Microscope Slides	AB00000112E01MNZ50
53	Microscope Slides	AG00000102E01CLI10
54	Microscope Slides	AA00000112E01NZZ21
55	Microscope Slides	AG00000102E04MNZ10
56	Microscope Slides	AA00000112E01MNZ50
57	Microscope Slides	AA00000102E01CML21
58	Microscope Slides	AA00000102E01MNZ20
59	Microscope Slides	AB00000112E04CML21
60	Microscope Slides	AF00000102E01MNZ10
61	Microscope Slides	AG00000112E01MNZ21
62	Microscope Slides	AG00000102E01MNZ50
63	Microscope Slides	AA00000102E01MNZ50

<b>Form Name</b>	EU Declaration of Conformity	<b>Form Number</b>	GL-FRM-27-0003	<b>Form Revision</b>	2.0
------------------	------------------------------	--------------------	----------------	----------------------	-----

# EU Declaration of Conformity

TO IVD REGULATION (EU) 2017/746



64	Microscope Slides	AA00008332E01CLI20
65	Microscope Slides	AB00000102E04MNZ10
66	Microscope Slides	AG00000102E01MNZ20
67	Microscope Slides	AG00000101E01MNZ50
68	Microscope Slides	AF00000112E01MNZ10
69	Microscope Slides	AG00000101E01MNZ20
70	Microscope Slides	AB00000102E01MNZ50
71	Microscope Slides	AG00000112E01MNZ50
72	Microscope Slides	AB00000102E01MNR10
73	Microscope Slides	AF00000102E01MNZ20
74	Microscope Slides	AG00000102E04MNZ51
75	Microscope Slides	AG00000112E01MNZ51
76	Microscope Slides	AG00000112E04MNZ51
77	Superfrost™ Microscope Slides	AF00008032E04CML20
78	Superfrost™ Microscope Slides	AA00008032E01MNZ10
79	Superfrost™ Microscope Slides	AG00008032E01MNZ10
80	Superfrost™ Microscope Slides	AB00008032E01MNZ10
81	Superfrost™ Microscope Slides	AB00008032E04CML20
82	Superfrost™ Microscope Slides	AA00008032E01CLI20
83	Superfrost™ Microscope Slides	AA00008032E04MNZ50
84	Superfrost™ Microscope Slides	AG00008032E04CML20
85	Superfrost™ Microscope Slides	AA00008132E01NZZ21
86	Superfrost™ Microscope Slides	AA00008032E04CML20
87	Superfrost™ Microscope Slides	AA00008032E01MNZ21
88	Superfrost™ Microscope Slides	AB00008032E01CLI10
89	Superfrost™ Microscope Slides	AG00008032E01MNZ11
90	Superfrost™ Microscope Slides	AA00008432E01MNZ10
91	Superfrost™ Microscope Slides	AA00008232E04CLI20
92	Superfrost™ Microscope Slides	AA00008232E04MNZ10
93	Superfrost™ Microscope Slides	AA00008232E04MNZ20
94	Superfrost™ Microscope Slides	AA00008132E01MNZ10
95	Superfrost™ Microscope Slides	AA00008332E04CLI20
96	Superfrost™ Microscope Slides	AA00008332E04MNZ20

<b>Form Name</b>	EU Declaration of Conformity	<b>Form Number</b>	GL-FRM-27-0003	<b>Form Revision</b>	2.0
------------------	------------------------------	--------------------	----------------	----------------------	-----

# EU Declaration of Conformity

TO IVD REGULATION (EU) 2017/746




97	Superfrost™ Microscope Slides	AA00008332E01MNZ10
98	Superfrost™ Microscope Slides	AG00008332E01MNZ10
99	Superfrost™ Microscope Slides	AB00008332E01MNZ10
100	Superfrost™ Microscope Slides	AA00008232E01MNZ10
101	Superfrost™ Microscope Slides	AG00008632E01MNZ21
102	Superfrost™ Microscope Slides	AA00008532E04MNZ20
103	Superfrost™ Microscope Slides	AB00008032E01MNZ21
104	Superfrost™ Microscope Slides	AB00008332E04CML20
105	Superfrost™ Microscope Slides	AA00008632E04MNZ10
106	Superfrost™ Microscope Slides	AG00008032E01MNZ20
107	Superfrost™ Microscope Slides	AG00008332E04CML20
108	Superfrost™ Microscope Slides	AA00008132E01MNZ11
109	Superfrost™ Microscope Slides	AG00008332E01MNZ21
110	Superfrost™ Microscope Slides	AA00008132E01MNZ21
111	Superfrost™ Microscope Slides	AA00008332E04CML20
112	Superfrost™ Microscope Slides	AB00008432E01MNZ10
113	Superfrost™ Microscope Slides	AB00008032E01MNZ20
114	Superfrost™ Microscope Slides	AB00008232E04CML20
115	Superfrost™ Microscope Slides	AB00008032E01MNZ51
116	Superfrost™ Microscope Slides	AB00008132E01MNZ10
117	Superfrost™ Microscope Slides	AF00008132E04CML20
118	Superfrost™ Microscope Slides	AB00008132E01MNZ20
119	Superfrost™ Microscope Slides	AG00008032E04MNZ51
120	Superfrost™ Microscope Slides	AG00008132E01MNZ10
121	Superfrost™ Microscope Slides	AB00008132E04MNZ20
122	Superfrost™ Microscope Slides	AB00008332E01CLI10
123	Superfrost™ Microscope Slides	AA00008132E04CML20
124	Superfrost™ Microscope Slides	AB00008432E01MNZ21
125	Superfrost™ Microscope Slides	AG00008432E04CML20
126	Superfrost™ Microscope Slides	AA00008532E01MNZ10
127	Superfrost™ Microscope Slides	AG00008132E04CML20
128	Superfrost™ Microscope Slides	AB00008432E04MNZ10
129	Superfrost™ Microscope Slides	AF00008432E04CML20

<b>Form Name</b>	EU Declaration of Conformity	<b>Form Number</b>	GL-FRM-27-0003	<b>Form Revision</b>	2.0
------------------	------------------------------	--------------------	----------------	----------------------	-----

# EU Declaration of Conformity

To IVD REGULATION (EU) 2017/746



130	Superfrost™ Microscope Slides	AB00008532E01CLI10
131	Superfrost™ Microscope Slides	AB00008532E01MNZ50
132	Superfrost™ Microscope Slides	AA00008432E04CML20
133	Superfrost™ Microscope Slides	AG00008232E01MNZ21
134	Superfrost™ Microscope Slides	AF00008032E01MNZ10
135	Superfrost™ Microscope Slides	AG00008232E01MNZ20
136	Superfrost™ Microscope Slides	AB00008232E01MNZ10
137	Superfrost™ Microscope Slides	AG00008432E01MNZ10
138	Superfrost™ Microscope Slides	AA00008532E04CML20
139	Superfrost™ Microscope Slides	AF00008132E01MNZ10
140	Superfrost™ Microscope Slides	AF00008232E04MNZ20
141	Superfrost™ Microscope Slides	AF00008332E01MNZ50
142	Superfrost™ Microscope Slides	AF00008332E04CML20
143	Superfrost™ Microscope Slides	AG00008232E04CML20
144	Superfrost™ Microscope Slides	AF00008532E01MNZ10
145	Superfrost™ Microscope Slides	AF00008532E04MNZ20
146	Superfrost™ Microscope Slides	AG00008032E01FST20
147	Superfrost™ Microscope Slides	AA00008232E04CML20
148	Superfrost™ Microscope Slides	AA00008032E04MNZ10
149	Superfrost™ Microscope Slides	AA00008632E01MNZ10
150	Superfrost™ Microscope Slides	AG00008332E01MNZ20
151	Superfrost™ Microscope Slides	AB00008432E01CLI10
152	Superfrost™ Microscope Slides	AA00008532E01MNZ21
153	Superfrost™ Microscope Slides	AG00008232E01MNZ10
154	Superfrost™ Microscope Slides	AF00008332E04CLI20
155	Superfrost™ Microscope Slides	AF00008232E04CML20
156	Superfrost™ Microscope Slides	AB00008132E04CML20
157	Superfrost™ Microscope Slides	AG00008132E01MNZ51
158	Superfrost™ Microscope Slides	AG00008232E01MNR10
159	Superfrost™ Microscope Slides	AG00008232E04MNZ51
160	Superfrost™ Microscope Slides	AG00008332E01CLI20
161	Superfrost™ Microscope Slides	AG00008132E01FST20
162	Superfrost™ Microscope Slides	AB00008232E01CLI10

Form Name	EU Declaration of Conformity	Form Number	GL-FRM-27-0003	Form Revision	2.0
-----------	------------------------------	-------------	----------------	---------------	-----

# EU Declaration of Conformity

To IVD REGULATION (EU) 2017/746



163	Superfrost™ Microscope Slides	AG00008532E04CML20
164	Superfrost™ Microscope Slides	AB00008032E04MNZ10
165	Superfrost™ Microscope Slides	AB00008132E01NZZ21
166	Superfrost™ Microscope Slides	AB00008432E04CML20
167	Superfrost™ Microscope Slides	AG00008532E01MNR10
168	Superfrost™ Microscope Slides	AF00008032E04CLI20
169	Superfrost™ Microscope Slides	AG00008532E01MNZ50
170	Superfrost™ Microscope Slides	AG00008532E04MNZ10
171	Superfrost™ Microscope Slides	AG00008432E01MNZ20
172	Superfrost™ Microscope Slides	AA00008232E01MNZ11
173	Superfrost™ Microscope Slides	AB00008132E01CLI10
174	Superfrost™ Microscope Slides	AG00008332E01FST20
175	Superfrost™ Microscope Slides	AB00008032E01MNZ11
176	Superfrost™ Microscope Slides	AB00008032E01FST20
177	Superfrost™ Microscope Slides	AB00008032E04CML21
178	Superfrost™ Microscope Slides	AB00008232E01MNZ21
179	Superfrost™ Microscope Slides	AG00008132E01MNZ20
180	Superfrost™ Microscope Slides	AA00008332E01MNZ21
181	Superfrost™ Microscope Slides	AA00008432E01MNZ11
182	Superfrost™ Microscope Slides	AG00008532E01MNZ10
183	Superfrost™ Microscope Slides	AB00008432E01MNZ11
184	Superfrost™ Microscope Slides	AA00008032E01MNZ11
185	Superfrost™ Microscope Slides	AF00008532E01MNZ50
186	Superfrost™ Microscope Slides	AF00008532E04CML20
187	Superfrost™ Microscope Slides	AA00008332E01MNZ11
188	Superfrost™ Printink Microscope Slides	AF00004032E01MNZ51
189	Superfrost™ Printink Microscope Slides	AF00004132E01MNZ51
190	Superfrost™ Printink Microscope Slides	AF00004232E01MNZ51
191	Superfrost™ Printink Microscope Slides	AF00004332E01MNZ51
192	Superfrost™ Printink Microscope Slides	AF00004432E01MNZ51
193	Superfrost™ Printink Microscope Slides	AF00004532E01MNZ51
194	Superfrost™ Printink Microscope Slides	AF00004632E01MNZ51
195	Superfrost™ Microscope Slides	AF00008132E01MNZ20

<b>Form Name</b>	EU Declaration of Conformity	<b>Form Number</b>	GL-FRM-27-0003	<b>Form Revision</b>	2.0
------------------	------------------------------	--------------------	----------------	----------------------	-----



# EU Declaration of Conformity

TO IVD REGULATION (EU) 2017/746



196	Superfrost™ Microscope Slides	AG00000102E01MNZ51
197	Superfrost™ Microscope Slides	AG00008032E01MNZ51
198	Superfrost™ Microscope Slides	AG00008432E01MNZ51
199	Superfrost™ Microscope Slides	AF00008332E01MNZ20
200	Superfrost™ Microscope Slides	AA00008432E01MNZ21
201	Superfrost™ Microscope Slides	AB00008132E01MNZ21
202	Superfrost™ Microscope Slides	AG00008632E04CML20
203	Superfrost™ Microscope Slides	AA00008032E04CLI20
204	Superfrost™ Microscope Slides	AG00008532E01MNZ21
205	Superfrost™ Microscope Slides	AA00008032E01MNR10
206	Superfrost™ Microscope Slides	AA00008532E01MNZ11
207	Superfrost™ Microscope Slides	AG00008532E01MNZ20
208	Superfrost™ Microscope Slides	AB00008332E04MNZ10
209	Superfrost™ Microscope Slides	AB00008532E01MNZ10
210	Superfrost™ Microscope Slides	AB00008532E04CML20
211	Superfrost™ Microscope Slides	AB00008532E01MNZ20
212	Superfrost™ Microscope Slides	AF00008332E01MNZ10
213	Superfrost™ Microscope Slides	AG00008332E01MNZ11
214	Superfrost™ Microscope Slides	AF00008432E01MNZ20
215	Superfrost™ Microscope Slides	AG00008132E01MNZ11
216	Superfrost™ Microscope Slides	AG00008232E01FST20
217	Superfrost™ Microscope Slides	AA00008132E04MNZ10
218	Superfrost™ Microscope Slides	AA00008332E01MNZ50
219	Superfrost™ Microscope Slides	AG00008032E01MNR10
220	Superfrost™ Microscope Slides	AA00008232E01MNZ21
221	Superfrost™ Microscope Slides	AF00008032E04MNZ20
222	Superfrost™ Microscope Slides	AA00008532E04MNZ10
223	Superfrost™ Microscope Slides	AB00008632E01MNZ20
224	Superfrost™ Microscope Slides	AB00008432E04CML21
225	Superfrost™ Microscope Slides	AA00008332E01MNZ20
226	Superfrost™ Microscope Slides	AB00008332E01NZZ21
227	Superfrost™ Microscope Slides	AG00008432E01FST20
228	Superfrost™ Microscope Slides	AF00008032E01MNZ20

<b>Form Name</b>	EU Declaration of Conformity	<b>Form Number</b>	GL-FRM-27-0003	<b>Form Revision</b>	2.0
------------------	------------------------------	--------------------	----------------	----------------------	-----

# EU Declaration of Conformity

TO IVD REGULATION (EU) 2017/746




229	Superfrost™ Microscope Slides	AG00008332E01CLI10
230	Superfrost™ Microscope Slides	AG00008032E04CML21
231	Superfrost™ Microscope Slides	AB00008232E04MNZ10
232	Superfrost™ Microscope Slides	AA00008532E01MNZ20
233	Superfrost™ Microscope Slides	AF00008232E01MNZ10
234	Superfrost™ Microscope Slides	AG00008232E01MNZ11
235	Superfrost™ Microscope Slides	AA00008232E01MNZ20
236	Superfrost™ Microscope Slides	AA00008232E01NZZ21
237	Superfrost™ Microscope Slides	AB00008132E04MNZ10
238	Superfrost™ Microscope Slides	AG00008132E04MNZ51
239	Superfrost™ Microscope Slides	AG00008332E04MNZ51
240	Superfrost™ Microscope Slides	AG00008432E04MNZ51
241	Superfrost™ Microscope Slides	AB00008032E04MNZ20
242	Superfrost™ Microscope Slides	AF00008432E04MNZ20
243	Superfrost™ Microscope Slides	AA00008032E01MNZ20
244	Superfrost™ Microscope Slides	AA00008332E04MNZ10
245	Superfrost™ Microscope Slides	AG00008432E01MNZ11
246	Superfrost™ Microscope Slides	AF00008032E01MNZ50
247	Superfrost™ Microscope Slides	AA00008132E01MNZ20
248	Superfrost™ Microscope Slides	AB00008332E01MNZ20
249	Superfrost™ Microscope Slides	AF00008132E04CLI20
250	Superfrost™ Microscope Slides	AG00008032E01MNZ21
251	Superfrost™ Microscope Slides	AG00008032E01NZZ21
252	Superfrost™ Microscope Slides	AA00008332E01CLI10
253	Superfrost™ Microscope Slides	AG00008532E01MNZ11
254	Superfrost™ Microscope Slides	AG00008532E04MNZ51
255	Superfrost™ Microscope Slides	AB00008032E01CML20
256	Superfrost™ Microscope Slides	AB00008432E01MNZ50
257	Superfrost™ Microscope Slides	AA00008032E01CLI10
258	Superfrost™ Microscope Slides	AA00008332E01MNR10
259	Superfrost™ Microscope Slides	AF00008332E04MNZ20
260	Superfrost™ Microscope Slides	AF00008432E01MNZ10
261	Superfrost™ Microscope Slides	AG00008432E04CML21

<b>Form Name</b>	EU Declaration of Conformity	<b>Form Number</b>	GL-FRM-27-0003	<b>Form Revision</b>	2.0
------------------	------------------------------	--------------------	----------------	----------------------	-----

# EU Declaration of Conformity

TO IVD REGULATION (EU) 2017/746




262	Superfrost™ Microscope Slides	AA00008332E01NZT21
263	Superfrost™ Microscope Slides	AF00008132E01MNZ50
264	Superfrost™ Microscope Slides	AG00008632E01MNZ20
265	Superfrost™ Microscope Slides	AA00008432E04MNZ10
266	Superfrost™ Microscope Slides	AF00008432E01MNZ50
267	Superfrost™ Microscope Slides	AG00008632E01MNZ10
268	Superfrost™ Microscope Slides	AA00008032E01NZT21
269	Superfrost™ Microscope Slides	AB00008232E01MNZ20
270	Superfrost™ Microscope Slides	AF00008232E01MNZ50
271	Superfrost™ Microscope Slides	AA00008032E01MNZ50
272	Superfrost™ Microscope Slides	AF00008132E04MNZ20
273	Superfrost™ Microscope Slides	AA00008432E01MNZ50
274	Superfrost™ Microscope Slides	AG00008032E01MNZ50
275	Superfrost™ Microscope Slides	AA00008432E01NZT21
276	Superfrost™ Microscope Slides	AA00008532E01MNZ50
277	Superfrost™ Microscope Slides	AA00008632E01MNZ20
278	Superfrost™ Microscope Slides	AB00008632E01MNZ10
279	Superfrost™ Microscope Slides	AA00008232E01MNZ50
280	Superfrost™ Microscope Slides	AB00008132E01MNZ50
281	Superfrost™ Microscope Slides	AB00008432E01MNZ51
282	Superfrost™ Microscope Slides	AG00008432E01MNZ21
283	Superfrost™ Microscope Slides	AA00008132E01MNZ50
284	Superfrost™ Microscope Slides	AB00008332E04MNZ20
285	Superfrost™ Microscope Slides	AB00008432E04MNZ20
286	Superfrost™ Microscope Slides	AG00008132E01MNZ50
287	Superfrost™ Microscope Slides	AA00008232E01MNR10
288	Superfrost™ Microscope Slides	AB00008232E01MNZ11
289	Superfrost™ Microscope Slides	AB00008532E04MNZ10
290	Superfrost™ Microscope Slides	AG00008332E01MNR10
291	Superfrost™ Microscope Slides	AA00008432E01MNZ20
292	Superfrost™ Microscope Slides	AA00008632E01MNZ50
293	Superfrost™ Microscope Slides	AB00008032E01MNZ50
294	Superfrost™ Microscope Slides	AB00008232E01MNZ50

<b>Form Name</b>	EU Declaration of Conformity	<b>Form Number</b>	GL-FRM-27-0003	<b>Form Revision</b>	2.0
------------------	------------------------------	--------------------	----------------	----------------------	-----

# EU Declaration of Conformity

TO IVD REGULATION (EU) 2017/746




295	Superfrost™ Microscope Slides	AG00008632E01MNZ51
296	Superfrost™ Microscope Slides	AB00008032E01NZT21
297	Superfrost™ Microscope Slides	AB00008332E01MNZ50
298	Superfrost™ Microscope Slides	AG00008232E01MNZ50
299	Superfrost™ Microscope Slides	AG00008332E04CML21
300	Superfrost™ Microscope Slides	AB00008632E01MNZ50
301	Superfrost™ Microscope Slides	AG00008432E01MNZ50
302	Superfrost™ Microscope Slides	AF00008232E01MNZ20
303	Superfrost™ Microscope Slides	AG00008232E01MNZ51
304	Superfrost™ Microscope Slides	AG00008332E01MNZ51
305	Superfrost™ Microscope Slides	AG00008332E01MNZ50
306	Superfrost™ Microscope Slides	AG00008532E01MNZ51
307	Superfrost™ Microscope Slides	AB00008432E01MNZ20
308	Superfrost™ Microscope Slides	AF00008032E01MNZ51
309	Superfrost™ Microscope Slides	AF00008132E01MNZ51
310	Superfrost™ Microscope Slides	AG00008432E01MNR10
311	Superfrost™ Microscope Slides	AB00008332E01MNZ21
312	Superfrost™ Microscope Slides	AG00008132E01MNZ21
313	Superfrost™ Microscope Slides	AF00008532E01MNZ20
314	Superfrost™ Printink Microscope Slides	AF00004032E04MNZ51
315	Superfrost™ Printink Microscope Slides	AF00004132E04MNZ51
316	Superfrost™ Printink Microscope Slides	AF00004232E04MNZ51
317	Superfrost™ Printink Microscope Slides	AF00004332E04MNZ51
318	Superfrost™ Printink Microscope Slides	AF00004432E04MNZ51
319	Superfrost™ Printink Microscope Slides	AF00004532E04MNZ51
320	Superfrost™ Printink Microscope Slides	AF00004632E04MNZ51
321	Diagnostic Speciality Slides	X1XCM321L
322	Diagnostic Speciality Slides	X1XCM324O
323	Diagnostic Speciality Slides	X1XER301B
324	Diagnostic Speciality Slides	X1XER301R
325	Diagnostic Speciality Slides	X1XER302W
326	Diagnostic Speciality Slides	X1XER303B
327	Diagnostic Speciality Slides	X1XER304B

<b>Form Name</b>	EU Declaration of Conformity	<b>Form Number</b>	GL-FRM-27-0003	<b>Form Revision</b>	2.0
------------------	------------------------------	--------------------	----------------	----------------------	-----

# EU Declaration of Conformity

TO IVD REGULATION (EU) 2017/746



328	Diagnostic Speciality Slides	X1XER305B
329	Diagnostic Speciality Slides	X1XER305L
330	Diagnostic Speciality Slides	X1XER306W
331	Diagnostic Speciality Slides	X1XER307W
332	Diagnostic Speciality Slides	X1XER308B
333	Diagnostic Speciality Slides	X1XER309B
334	Diagnostic Speciality Slides	X1XER311B
335	Diagnostic Speciality Slides	X1XER312B
336	Diagnostic Speciality Slides	X1XER313B
337	Diagnostic Speciality Slides	X1XER314B
338	Diagnostic Speciality Slides	X1XER314W
339	Diagnostic Speciality Slides	X1XER315B
340	Diagnostic Speciality Slides	X1XER315L
341	Diagnostic Speciality Slides	X1XER332B
342	Diagnostic Speciality Slides	X1XER332L
343	Diagnostic Speciality Slides	X1XER368B
344	Diagnostic Speciality Slides	X1XER385W
345	Diagnostic Speciality Slides	X1XES306W
346	Diagnostic Speciality Slides	X1XES3105L
347	Diagnostic Speciality Slides	X1XES3176B
348	Diagnostic Speciality Slides	X1XES333W
349	Diagnostic Speciality Slides	X2XCM201R
350	Diagnostic Speciality Slides	X2XCM203R
351	Diagnostic Speciality Slides	X2XCM204R
352	Diagnostic Speciality Slides	X2XCM210R
353	Diagnostic Speciality Slides	X2XCM221R
354	Diagnostic Speciality Slides	X2XER201B
355	Diagnostic Speciality Slides	X2XER202W
356	Diagnostic Speciality Slides	X2XER203B
357	Diagnostic Speciality Slides	X2XER204B
358	Diagnostic Speciality Slides	X2XER205B
359	Diagnostic Speciality Slides	X2XER207W
360	Diagnostic Speciality Slides	X2XER208B

<b>Form Name</b>	EU Declaration of Conformity	<b>Form Number</b>	GL-FRM-27-0003	<b>Form Revision</b>	2.0
------------------	------------------------------	--------------------	----------------	----------------------	-----

# EU Declaration of Conformity

To IVD REGULATION (EU) 2017/746



361	Diagnostic Speciality Slides	X2XER209B
362	Diagnostic Speciality Slides	X2XER215L
363	Diagnostic Speciality Slides	X2XER240B
364	Diagnostic Speciality Slides	X2XER266R
365	Diagnostic Speciality Slides	X2XER285W
366	Diagnostic Speciality Slides	X2XES2124W
367	Diagnostic Speciality Slides	X7X30114HWHTC
368	Diagnostic Speciality Slides	X7X30141HBHTC
369	Diagnostic Speciality Slides	X7X3021HRHTC
370	Diagnostic Speciality Slides	X7X30220HBHTC
371	Diagnostic Speciality Slides	X7X30225HBHTC
372	Diagnostic Speciality Slides	X7X30256HBHTC
373	Diagnostic Speciality Slides	X7X3031HBHTC
374	Diagnostic Speciality Slides	X7X30370HBHTC
375	Diagnostic Speciality Slides	X7X30563HBHTC
376	Diagnostic Speciality Slides	X7X30614HBHTC
377	Diagnostic Speciality Slides	X7X30617HBHTC
378	Diagnostic Speciality Slides	X7X3094HBHTC
379	Diagnostic Speciality Slides	X8X301179ARCE
380	Diagnostic Speciality Slides	X8X3012ABCE
381	Diagnostic Speciality Slides	X8X3021AWCE
382	Diagnostic Speciality Slides	X8X30226ABCE
383	Diagnostic Speciality Slides	X8X30405ABCE
384	Diagnostic Speciality Slides	X8X3042HRHTC
385	Diagnostic Speciality Slides	X8X30503ABCE
386	Diagnostic Speciality Slides	X8X307ABCE
387	Diagnostic Speciality Slides	X8X307AWCE
388	Diagnostic Speciality Slides	X8X307HRHTC
389	Diagnostic Speciality Slides	X8X30819ABCE
390	Diagnostic Speciality Slides	X8X30819HRHTC
391	Diagnostic Speciality Slides	X8X3086ABCE
392	Diagnostic Speciality Slides	X8X308ARCE
393	Diagnostic Speciality Slides	X8X308HRHTC

<b>Form Name</b>	EU Declaration of Conformity	<b>Form Number</b>	GL-FRM-27-0003	<b>Form Revision</b>	2.0
------------------	------------------------------	--------------------	----------------	----------------------	-----

# EU Declaration of Conformity

TO IVD REGULATION (EU) 2017/746




394	Diagnostic Speciality Slides	ER-306W-615259-CE
395	Diagnostic Speciality Slides	30-3834H-BL-CC-CE
396	Diagnostic Speciality Slides	30-3833H-BL-CC-CE
397	Diagnostic Speciality Slides	30-3700S-BN-100-CE
398	Diagnostic Speciality Slides	30-3699SBN-LM100CE
399	Diagnostic Speciality Slides	30-3456A-BK-CE24
400	Diagnostic Speciality Slides	30-2818A-BK-CE24
401	Diagnostic Speciality Slides	30-2532H-BK-CE24
402	Diagnostic Speciality Slides	30-2419H-BK-CE24
403	Diagnostic Speciality Slides	30-1040A-BK-CE24
404	SlideMate™ Microscope Slides White Tab	TT-40418217-W
405	SupaMega Superfrost Slides	4957-001CE
406	SupaMega Plain Slides	2957-001CE
407	Cytoslide	5991051
408	DoubleCytoslide	5991054
409	Cytoslide	5991057
410	Cytoslide	5991059
411	Multi-Spot	9991090
412	Multi-Spot	9991095
413	Cytoslide	B5991050
414	ColorMark Slides	B9992000
415	ColorMark Slides	B9992000BL
416	ColorMark Slides	B9992000BO
417	ColorMark Slides	B9992000GR
418	ColorMark Slides	B9992000TN
419	ColorMark Slides	B9992000YW
420	Diagnostic Speciality Slides	XEXES397E
421	Colormark™ Slides	B1003011
422	Colormark™ Slides	9992000AQ
423	Colormark™ Slides	9992000GL
424	Colormark™ Slides	B9992000LV
425	Colormark™ Slides	B9992000PK
426	Colormark™ Slides	B9992000RD

<b>Form Name</b>	EU Declaration of Conformity	<b>Form Number</b>	GL-FRM-27-0003	<b>Form Revision</b>	2.0
------------------	------------------------------	--------------------	----------------	----------------------	-----

# EU Declaration of Conformity

To IVD REGULATION (EU) 2017/746



427	Microscope Slides	AB00000106E01MNZ51
428	SlideMate™ Microscope Slides Blue Tab	TT-50418217-B
429	SlideMate™ Microscope Slides Green Tab	TT-60418217-G
430	SlideMate™ Microscope Slides Pink Tab	TT-70418217-P
431	SlideMate™ Microscope Slides Yellow Tab	TT-80418217-Y

<b>Form Name</b>	EU Declaration of Conformity	<b>Form Number</b>	GL-FRM-27-0003	<b>Form Revision</b>	2.0
------------------	------------------------------	--------------------	----------------	----------------------	-----