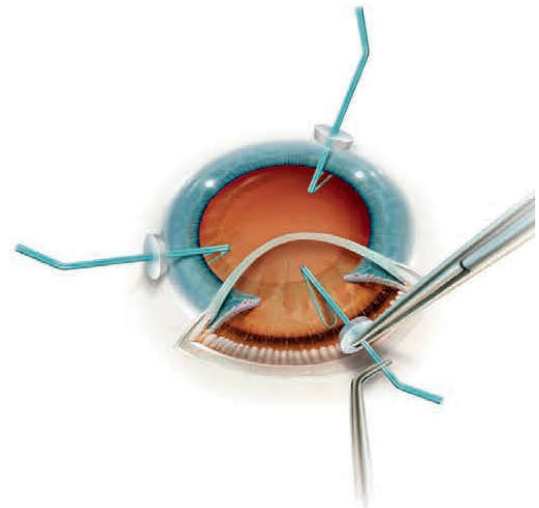
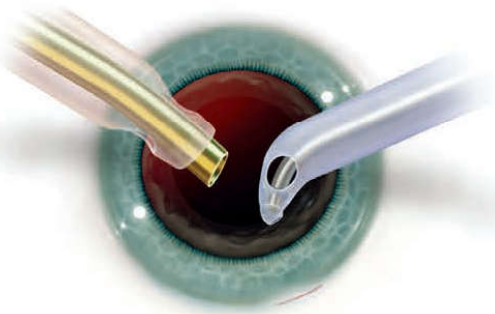


## *Bringing Innovation to Ophthalmology*

Pupil Expansion | Capsular Support | Micro-Instrumentation | Phaco Tips | Irrigation/Aspiration | Premium Kits





*Our passion is creating exceptional products that improve vision for patients all over the world.*

At MST, we strive to equip surgeons with the most innovative tools available, enabling them to achieve the best possible outcomes for their patients.

That's why we're constantly evolving to meet the distinct clinical needs of ophthalmic surgeons through our dedicated partnership with surgeon-designers, bringing innovation to ophthalmology.

Every MST product meets the highest standards and is designed to instill confidence during surgery. The MST team invests extraordinary care and attention into all elements of our products—not only in function but also in packaging, look and feel, and ease of adoption into the practice.

We stand by our high-quality products by providing samples, loaners, and surgical demos; all-inclusive warranties and guarantees; and personal service to create the best possible customer experience.

**MST—bringing innovation to ophthalmology.**



*Every MST product comes with our 30-day, no-questions-asked, money-back guarantee. We're confident you will love our thoughtfully designed, high-quality products, but we're happy to offer a full refund should you decide they aren't for you.*



*Surgeons drive innovation at MST. Most of our unique products were developed when practicing surgeons came to us with an idea to solve a distinct clinical need.*



*Request samples, free loaner equipment or a surgical demo to try our products risk-free. We want to get our products in your hands so you can judge our design and quality for yourself.*



*All MST durable forceps, scissors and snare instruments—as well as their handles—carry a three-year, all-inclusive repair warranty. If an instrument is damaged through normal use, MST will repair it for free.*



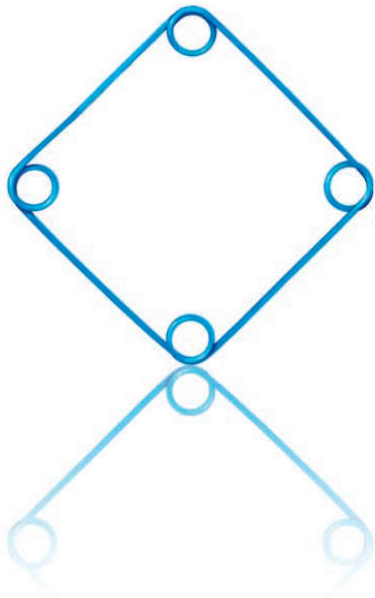
*All MST products are sourced and developed in Redmond, Washington. We are a proud creator of U.S. jobs and we ensure the highest quality for all of our products—from the inception of a new device all the way to shipping to our customers.*

# Table of Contents

---

## Pupil Expansion

- 1 Malyugin Ring
- 2 Malyugin Ring 2.0
- 4 Osher/Malyugin Manipulator
- 5 MST Iris Hooks



---


**Malyugin Ring 2.0**

Page 2

---

## Capsular Support

- 6 MST Capsule Retractors
- 7 MST Capsule Retractors, Chang Modification



---

**MST Capsule Retractors, Chang Modification**

Page 7

---

## Micro-Instrumentation

- 8 MST Durable Instruments
- 12 MST Single-Use Instruments



---

**Single-Use Ahmed Stent Forceps**

Page 15

---

## Irrigation/Aspiration

- 16 Allegro
- 17 Allegro SP
- 18 Maestro Barrett
- 20 InterTip
- 21 Duet Bi-Manual



---

**Allegro SP**  
Page 17

---

## Phaco Tips

- 22 Packard 0.7mm Phaco Tips
- 23 Dewey Radius Phaco Tips
- 23 Packard/Dewey Phaco Tips



---

**Packard/Dewey Phaco Tips**  
Page 23

---

## Premium Kits

- 25 Harmony



---

**Harmony**  
Page 25



*Recommended Incision Size (mm)*



*Number of Uses*



*Shipped Quantity*

# Come in. We're open.

## The Malyugin Ring Classic

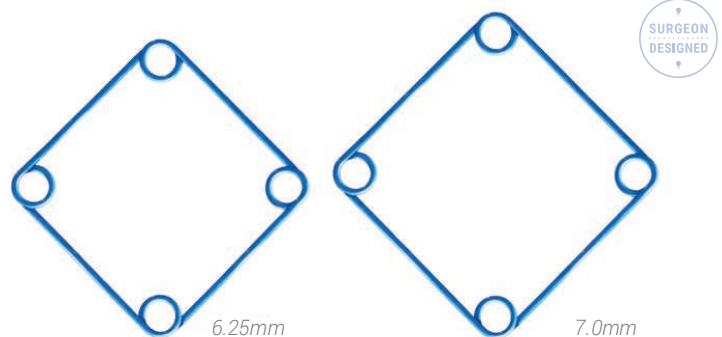
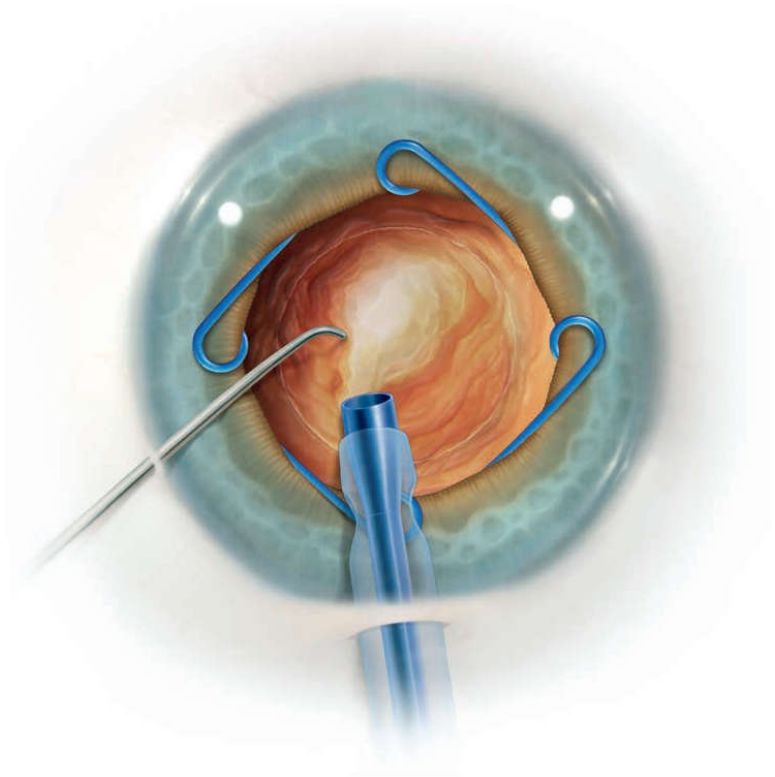
Manage small pupils and IFIS<sup>1</sup> with ease. The Malyugin Ring facilitates gentle, stable expansion of the iris during cataract surgery, making complex cases simpler and more routine. The Malyugin Ring Classic provides the following benefits:

**No additional incisions.** The Malyugin Ring Classic fits through your main incision (2.2mm or larger) and eliminates the need to make additional paracentesis.

**Gentle expansion.** The Malyugin Ring Classic provides eight points of contact on the iris, providing evenly-dispersed tension on the iris sphincter.

**Save OR Time.** The Malyugin Ring Classic is easily inserted and removed directly from the iris plane, providing you with complete control and reducing valuable OR time.

*In 2014, Robert Osher, M.D. helped us continue the innovation of the Malyugin Ring by creating an injector that allowed for easier release and re-engagement of the ring. We are now thrilled to provide you with the Osher Modification to the Malyugin Ring Injector.*



### Malyugin Ring Classic

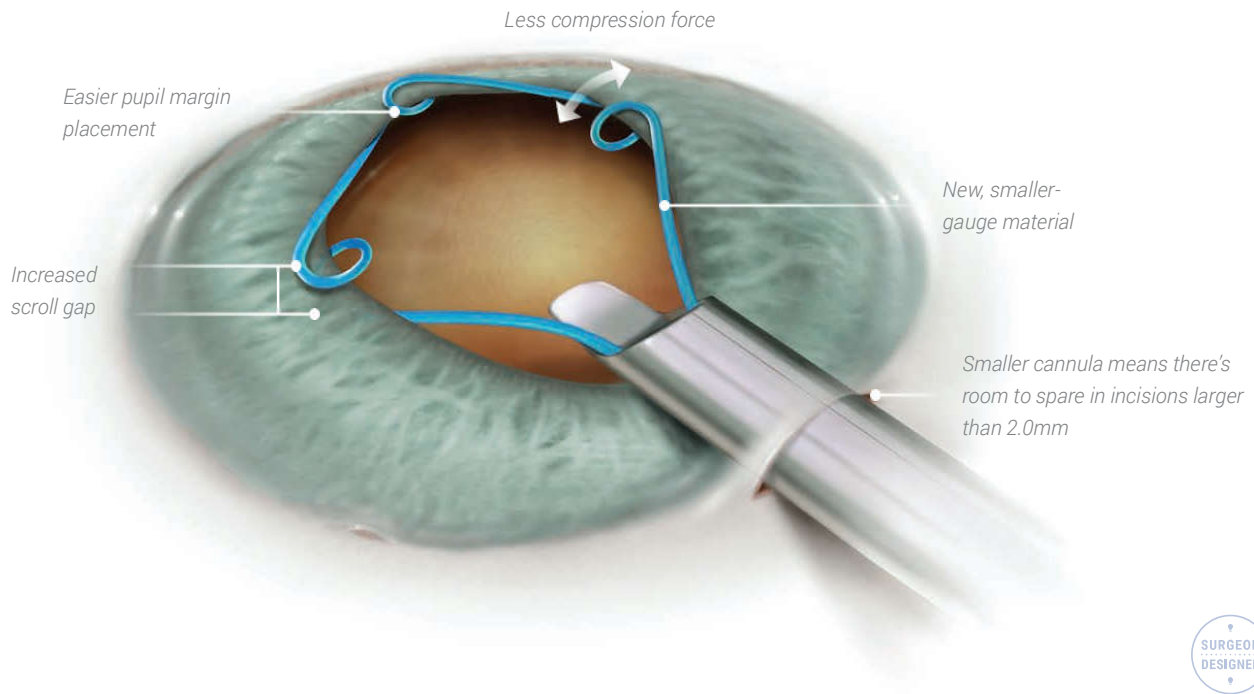
**MAL-0001**  
6.25mm

**MAL-0002**  
7.0mm



<sup>1</sup>David F. Chang, MD. Use of Malyugin pupil expansion device for intraoperative floppy-iris syndrome: Results 30 consecutive cases. JCRS; 34:835-841 (May 2008)

# Nothing's changed... Except for everything.



## Introducing the Malyugin Ring 2.0

After several years of work, we are proud to introduce the Malyugin Ring 2.0. As we considered our next generation design, we wanted to create a device that would provide the same or better safety as the Malyugin Ring Classic while bringing added features that made the device even gentler and even easier to use. The Malyugin Ring 2.0 is made with smaller material and provides these additional benefits:

**Increased space in the scroll gap.** The Malyugin Ring 2.0 features more space between the anterior and posterior scrolls, providing easier engagement and disengagement from the iris.

**More flexible.** The Malyugin Ring 2.0 requires less than half as much force to compress the ring scroll to scroll than the classic version. This translates to greater flexibility and an even gentler expansion of the iris.

**Small incision access.** The Malyugin Ring 2.0 injector allows for entry into 2.0mm incisions and provides more room to work in wounds larger than that.

### Malyugin Ring 2.0

**MAL-1001**  
6.25mm

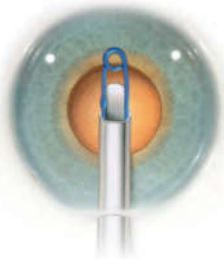
**MAL-1002**  
7.0mm



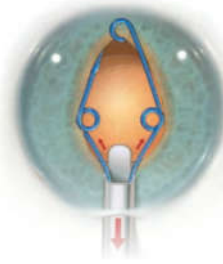
Malyugin Ring  
Classic

Malyugin Ring 2.0

## Ring Placement



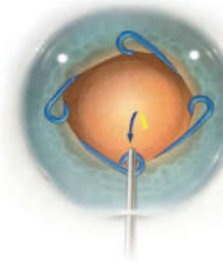
With viscoelastic in the anterior chamber, inject the ring starting with the cannula end at the mid-pupil.



Inject while simultaneously retracting the injector. Pointing the distal tip of the injector down eases placement of the lateral scrolls.

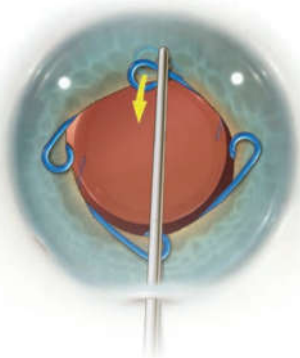


To disengage, lift before placing the proximal scroll in the iris.

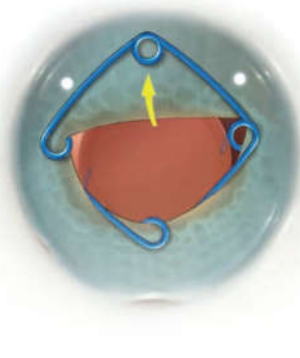


Use the Osher/Malyugin Manipulator to place the proximal scroll.

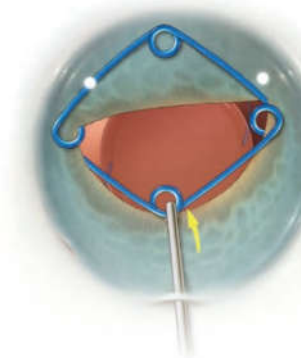
## Ring Removal



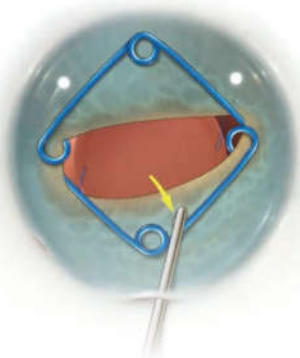
Use the Osher/Malyugin Manipulator to disengage the distal scroll.



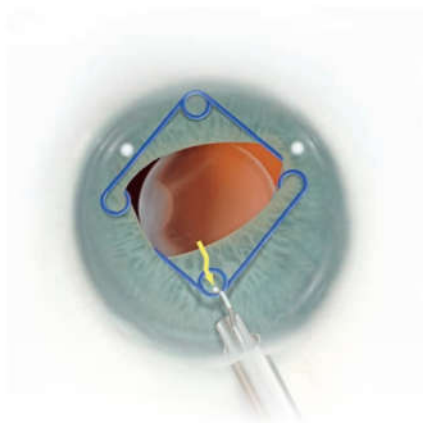
Place the distal scroll on the anterior iris.



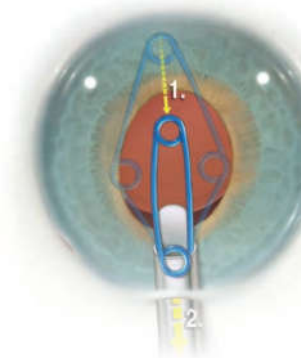
Move the proximal scroll toward the center of the pupil and a bit anterior to disengage.



Place the proximal scroll into the anterior iris.



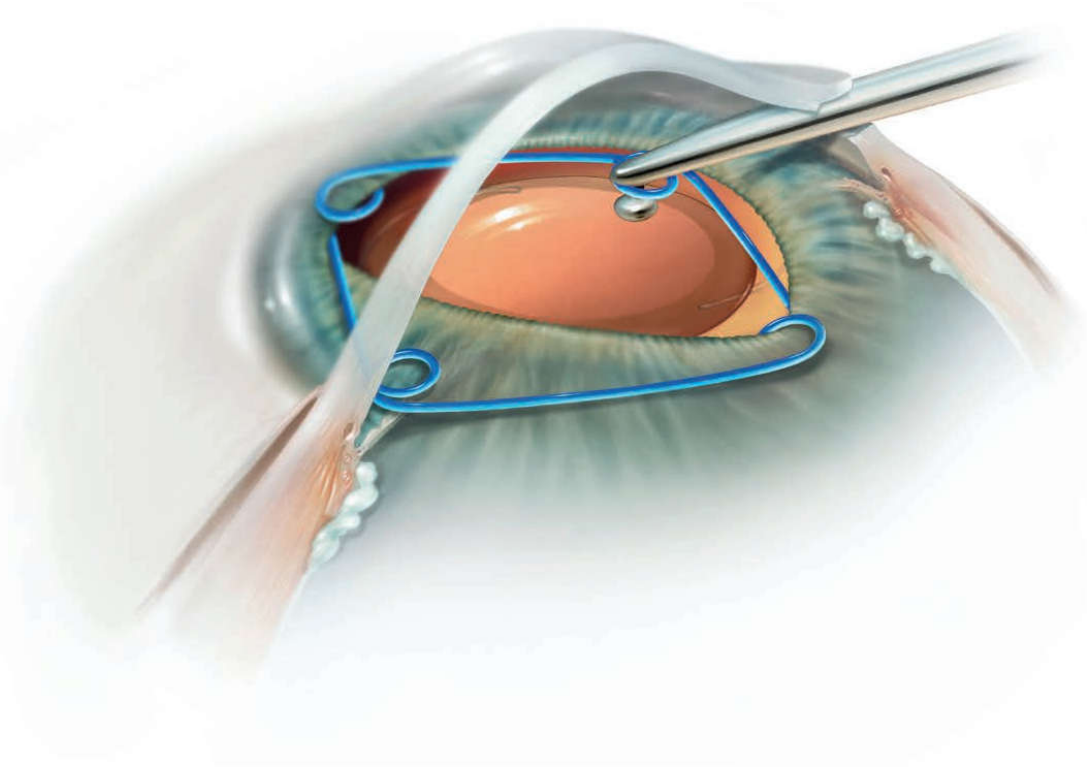
Enter the proximal scroll, and pull by moving the button back.



Stop when the lateral scrolls meet at the cannula, then remove the assembly.



# They were made for each other.



## The Osher/Malyugin Manipulator

There are several instruments that a surgeon might consider using when inserting and removing the Malyugin Ring, but only one was designed to work hand-in-hand with the Malyugin Ring specifically.

With a design from Robert Osher, M.D., the Osher/Malyugin Manipulator was created to fit the specific dimensions and tolerances of the ring. The device fits inside the scrolls of the Malyugin Ring to allow for complete control when placing the ring or removing it from the iris.

Continuing from our original design, Dr. Osher also helped us craft the Osher/Malyugin Manipulator 2.0, an updated version that is the best fit for the new dimensions and tolerances of the new Malyugin Ring 2.0.

We are so confident that this is the best, safest tool to use with the Malyugin Ring, we include one free with your first order of the Malyugin Ring Classic or Malyugin Ring 2.0.\*

\*Limit one per facility.



### Osher/Malyugin Manipulator Classic

MAL-0003

Compatible with Malyugin Ring Classic



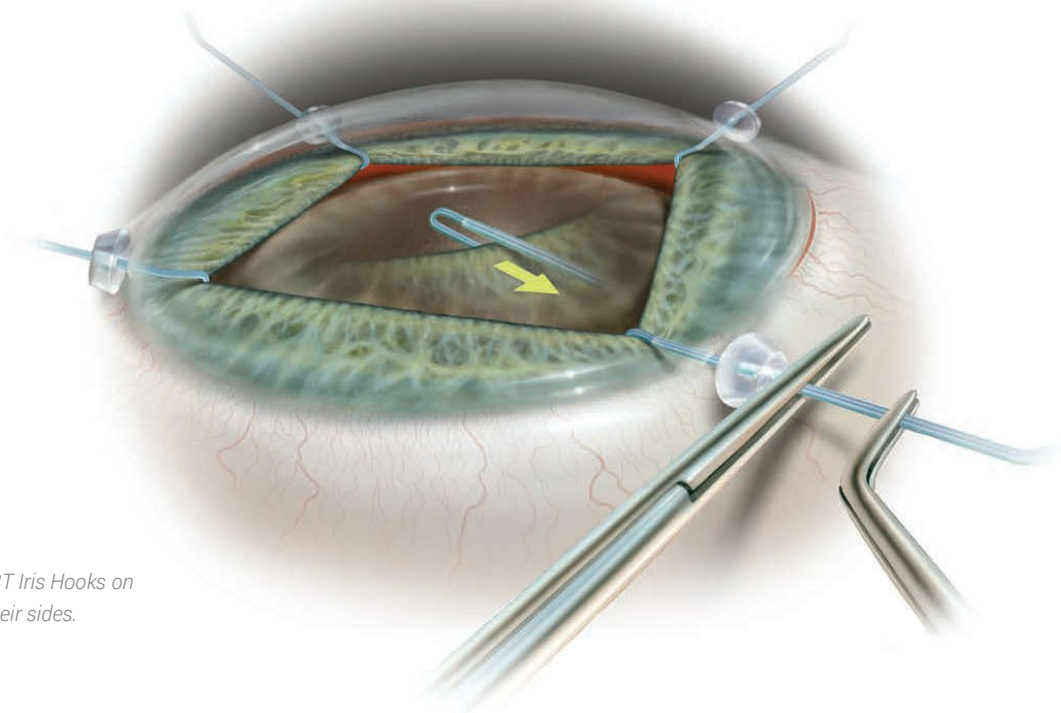
### Osher/Malyugin Manipulator 2.0

MAL-1003

Compatible with Malyugin Ring 2.0



# Their advantages are easy to grasp.



*To avoid twisting, hold the MST Iris Hooks on top and bottom rather than their sides.*


## MST Iris Hooks

Bringing innovation to an age-old idea, we present the MST Iris Hooks. Made from a double-banded loop of nylon, the unique design provides you with the following benefits:

**Gentle iris retraction.** The unique geometry of the MST Iris Hooks allows the posterior side of the hook to sit parallel to the iris plane during retraction and without impaling it.

**Protection of the patient's lids.** The MST Iris Hooks have a bent proximal end to prevent scratching the patient's lid.

**Ease of insertion.** The double-banded nylon design of MST Iris Hooks are designed to provide lateral stability to further ease placement.



### MST Iris Hooks

MIH-0001



# Consider them your personal support group.


## MST Capsule Retractors

MST brings you another tool to help make your complex cases more routine—the MST Capsule Retractors. Designed for intraoperative management of weakened or compromised zonules, the MST Capsule Retractors stabilize the capsular bag during the cataract procedure. Inserted similarly to iris hooks, the four capsule retractors act like artificial zonules once in place. The MST Capsule Retractors provide the following benefits:

**Better stability.** Where iris hooks would only pull on the capsulorhexis margin, the MST Capsule Retractors have extended posterior tabs that are designed to reach the equator of the bag and provide you ultimate support.

**Gentle Contact.** The MST Capsule Retractors feature a loop at the distal end of the posterior tab. This minimizes the risk of puncturing the capsule by providing you with a broad area of contact, rather than focalizing all of the tension to one point.

**Ease of insertion.** The MST Capsule Retractors are designed from double-banded nylon to provide lateral stability to further ease placement.



### MST Capsule Retractors

MCR-0001



To remove from packaging, pull back the Tyvek lid, and turn the tray upside-down.



The silicone bar holding the retractors in place will drop out.



Pick up and squeeze the bar as shown to release its grip on the retractors.




Remove the retractors.

# MST Capsule Retractors, Chang Modification

David Chang, M.D. wanted to reduce the rare chance of a CTR becoming threaded through the open loop of our MST Capsule Retractors, so he worked with MST to modify the design to accomplish just that. Dr. Chang's new design closed the loop on the posterior tab of the device so there is still a broad point of contact on the capsule but the risk of entanglement with a CTR is minimized. The MST Capsule Retractors, Chang Modification provide you the following benefits:

**Plays nice with others.** By closing down the loop on the posterior side of the device, we minimized the risk of a CTR becoming entangled. These retractors still provide broad contact on the capsule and are actually even easier to insert than before.

**Adjusted angles.** Because of its unique geometry, the posterior side of the retractor sits parallel to the iris plane during retraction and will not pull toward the incision.

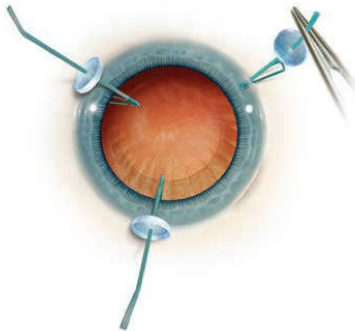


## MST Capsule Retractors, Chang Modification

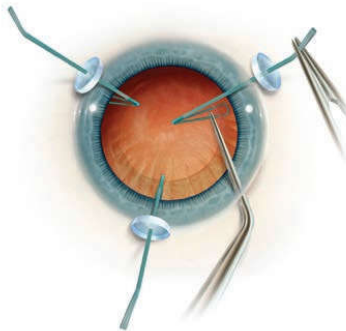
MCR-0002



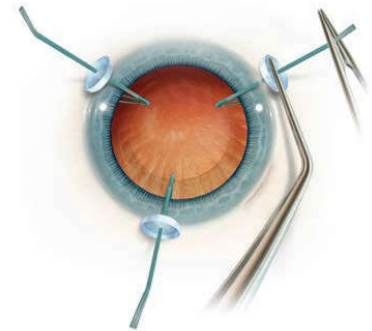
## Capsule Retractor Placement



Place through a 0.8mm or larger paracentesis.

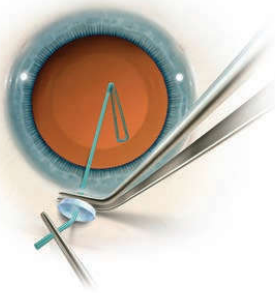


If needed, slip the working end under the capsulorhexis.



Move the silicone stopper forward and into place.

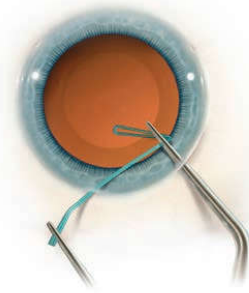
## Capsule Retractor Removal



Move the silicone stopper back and then the entire retractor centrally to disengage.



Remove the silicone stopper.



Remove from the main incision using forceps and cutting the tail end off if necessary.

# We all know more heads are better than one.

Micro-Instrumentation



## MST Durable Instruments

We are proud to bring you the collection of MST Durable Instruments for complex anterior segment surgery designed to make even the most complicated cases easily manageable by every surgeon. MST has been fortunate to partner with several prominent leaders in ophthalmology to develop the most innovative instruments available. From IOL explantation to scleral fixation and more, the MST Durable Instrument line will ensure you have the right tools for the job.

Our system is modular and starts with a universal handle and a wide variety of forceps and scissors. MST Durable Instruments all feature a coaxial design, most of which are 23g or smaller. This unique design limits the action of our instruments to the distal end—right where you want it—and allows for access through very small corneal incisions and sclerotomies.

All MST Durable Instruments feature an unparalleled three-year warranty, keeping you and your instruments covered for years to come.



*All MST durable forceps, scissors and snare instruments—as well as their handles—carry a three-year, all-inclusive repair warranty. If an instrument is damaged through normal use, MST will repair it for free. For more information, see our Terms and Conditions on page 26.*

## Handles



### MST Touch II Handle

The ergonomic design of the Touch II Handle allows for easy instrument rotation and maximum comfort.

DFH-0036



### MST Touch Handle

The MST Touch Handle is universal and works with any MST instruments, both single-use and durable.

DFH-0028



### MST 360 Handle

The MST 360 Handle allows for rotation of the instrument head without changing hand positioning.

DFH-0021



## A Modular System

MST's micro-instrumentation lines are modular systems that couple universal handles with a wide variety of forceps and scissors. The MST Touch Forceps Handle and MST 360 Forceps Handle are compatible with all MST heads (durable and single-use), while the MST Duet Handle is only compatible with single-use heads.

## Scissor Heads



### Packer/Chang IOL Cutters

The low-profile and hinge-less coaxial design allows access through small incisions, minimizes corneal distortion and prevents tilting of the IOL as it cuts.

DFH-0012

19g, straight with inspection port



### Hoffman/Ahmed Horizontal Micro-Scissors, Curved

Featuring all the same benefits of our straight scissors, but with a curved cannula to increase the access area.

DFH-0008

23g, curved with inspection port




### Hoffman/Ahmed Horizontal Micro-Scissors, Straight

Our smallest scissors feature a coaxial design and can be used to cut tissue and suture within the anterior chamber.

DFH-0010

23g, straight with inspection port



### Hoffman/Ahmed Vertical Scissors

These scissors are specially designed with the intended purpose of cutting the haptics of an IOL during explantation.

DFH-0006

21g, straight



## Forceps Heads



### Ahmed Micro-Tying Forceps

The primary use of these forceps is to tie sutures within the anterior chamber. The smooth tips also allow for manipulation of tissue.

DFH-0003

23g, curved



### Ahmed Micro-Graspers, Curved

A great utility tool, the Ahmed Micro-Graspers can be used to manipulate tissue, IOL haptics, sutures and more—all within the anterior chamber.

DFH-0009

23g, curved



### Ahmed Micro-Graspers, Straight

A great utility tool, the Ahmed Micro-Graspers can be used to manipulate tissue, IOL haptics, sutures and more—all within the anterior chamber.

DFH-0011

23g, straight



### MST Micro-Holding Forceps

Designed to work with the Packer/Chang IOL Cutters, these serrated forceps will firmly grasp any foldable IOL during explantation.

DFH-0019

23g, curved



### Hoffman Descemet's Stripping Forceps

These forceps were designed to facilitate Descemet's membrane stripping procedures and to position donor tissue.

DFH-0025

23g, curved



### Ahmed Needle Driver

The Ahmed Needle Driver aids in intraocular suturing, allowing a surgeon to pass a needle through iris tissue within the anterior chamber.

DFH-0026

23g, straight



### Condon Snare II

Designed to assist in introducing and removing sutures during intraocular procedures, the Condon Snare can grasp sutures up to 8-0.

DFH-0031

25g, curved



### Snyder Grasper

Our smallest forceps can access small corneal incisions and even sclerotomies, commonly used for the "Handshake Technique" in IOL Fixation.

DFH-0032

25g, curved



All MST durable forceps heads come with our patented Swivel Guard™ technology, an entirely new way to protect and flush forceps that helps keep your investment clean and intact.

# For good measure.

## Seibel Capsulorhexis Forceps

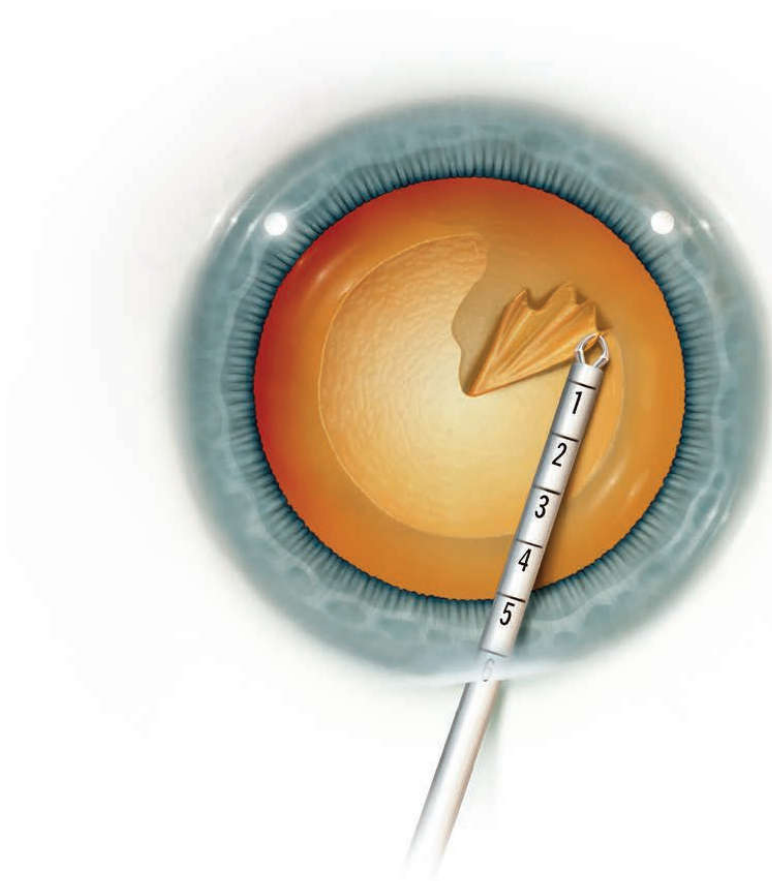
We worked hard with Howard Fine, M.D., Rich Hoffman, M.D. and Barry Seibel, M.D. to bring you the world's best capsulorhexis forceps.

The unique coaxial design limits the action to the distal end, minimizing viscoelastic egress and providing access through a 1.0mm paracentesis if needed. The Seibel Capsulorhexis Forceps also offer the benefits of:

**The viewport.** The Seibel Capsulorhexis Forceps feature a port at the distal end, which provides visibility through grasping tips and allows you to see directly to where you are grasping on the capsule.

**The rhexis ruler.** While in the closed position, the Seibel Capsulorhexis Forceps have a ruler where the lines indicate whole numbers and the bottoms of the numbers indicate the half-millimeter mark.

**No cystotome.** The Seibel Capsulorhexis Forceps are available with sharp tips so that you may initiate your tear using the forceps, eliminating the need to use a cystotome.



**Seibel Capsulorhexis Forceps, Dull**

DFH-0029  
23g, curved



**Seibel Capsulorhexis Forceps, Sharp**

DFH-0030  
23g, curved





# 100% pristine. 0% cleaning and handling.



## MST Single-Use Instruments

Eliminate all reprocessing concerns and be assured that each time you need an MST forceps or scissors, it will be sterile and in pristine condition. MST Single-Use Instruments ensure that even the largest hospitals and multi-specialty facilities have the ability to stock our instruments with no fear of them being damaged in the cleaning room.

This collection is designed for complex anterior surgery and makes even the most complicated cases easily manageable by every surgeon. MST has been fortunate to partner with some of the most prominent leaders in ophthalmology to develop the most innovative instruments available. From IOL explantation to scleral fixation and more, the MST Single-Use Instrument line will make sure you have the right tools for the job.

Our system is modular and starts with a universal handle and a wide variety of forceps and scissors. MST Single-Use Instruments all feature a coaxial design, most of which are 23g or smaller. This unique design limits the action of our instruments to the distal end—right where you want it—and allows for access through very small corneal incisions and sclerotomies.

### MST Duet Handle

This re-usable handle is designed to work with any MST Single-Use Instrument.

DFH-1028



### A Modular System

MST's micro-instrumentation lines are modular systems that couple universal handles with a wide variety of forceps and scissors. The MST Touch Forceps Handle and MST 360 Forceps Handle are compatible with all MST heads (durable and single-use), while the MST Duet Handle is only compatible with single-use heads.

## Single-Use Forcep & Scissor Heads



### Single-Use Packer-Chang IOL Cutters

The low-profile and hinge-less coaxial design allows access through small incisions, minimizes corneal distortion and prevents tilting of the IOL as it cuts.

**DFH-1012**  
19g, straight



### Single-Use MST Micro-Holding Forceps

Designed to work with the Packer/Chang IOL Cutters, these serrated forceps will firmly grasp any foldable IOL during explantation.

**DFH-1019**  
23g, curved



### Single-Use Hoffman/Ahmed Horizontal Scissors, Straight Blade

Our smallest scissors feature a coaxial design and can be used to cut tissue and suture within the anterior chamber.

**DFH-1008**  
23g, curved



### Single-Use Hoffman/Ahmed Horizontal Scissors, Curved Blade

Handle a fibrotic capsule and enlarge or rescue a capsulorhexis with these unique scissors featuring curved blades to mimic a capsulotomy.

**DFH-1033**  
23g, curved



### Single-Use Ahmed Micro-Graspers

A great utility tool, the Ahmed Micro-Graspers can be used to manipulate tissue, IOL haptics, sutures and more—all within the anterior chamber.

**AMG-1001**  
25g, straight



### Single-Use Ahmed Micro-Tying Forceps

The primary use of these forceps is to tie sutures within the anterior chamber. The smooth tips also allow for manipulation of tissue.

**DFH-1003**  
23g, curved



### Single-Use Seibel Capsulorhexis Forceps

Granting access to the capsule through a main incision or 1.0mm side port, these forceps provide superior visibility, precision and control.

**DFH-1030**  
23g, curved



### Single-Use Ahmed Stent Forceps

These forceps were designed for the controlled manipulation, repositioning and confirmation of the first and second generation iStents.\*

**DFH-1035**  
25g, curved



\*iStent is a registered trademark of Glaukos, Inc. MST is in no way affiliated with Glaukos.

# They're better together.



Micro-Instrumentation

## The Packer/Chang IOL Cutting Kit

MST now offers a combination box containing three Single-Use 19g Packer/Chang IOL Cutters and three Single-Use 23g MST Micro-Holding Forceps. This single-use system allows you to firmly grasp an IOL through a paracentesis and safely cut it through a small main incision. This newly single MST classic is a must-have for any facility's emergency kit.

Since 2007, the Packer/Chang IOL Cutter has been redefining what an IOL cutting scissor should be. After working closely with Mark Packer, M.D. and David Chang, M.D., we have been able to pack a large amount of cutting power into a very small scissor. The low-profile design easily fits through small incisions and helps prevent corneal distortion while our hinge-less design minimizes any tilting of the lens. The Packer/Chang IOL Cutters will cut any foldable IOL—acrylics, silicones and hydrophilics all covered in its presence.

We designed the MST Micro-Holding Forceps specifically to hold IOLs while being used with the Packer/Chang IOL Cutters. The MST Micro-Holding Forceps are serrated to firmly grasp any foldable IOL during explantation, and the jaws open wide enough to capture even the thickest IOL.



### Packer/Chang IOL Cutting Kit

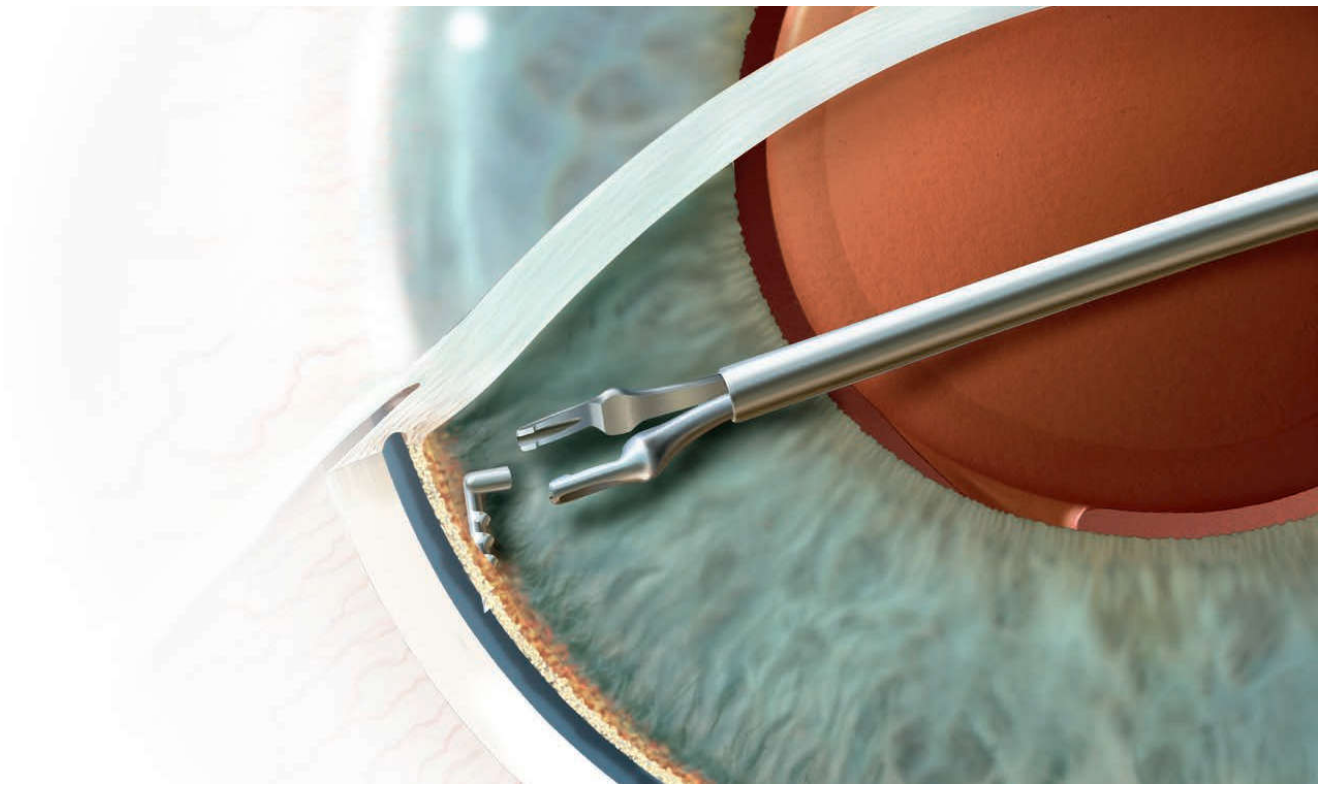
PCK-1001

3 Single-Use Packer/Chang IOL Cutters

3 Single-Use MST Micro-Holding Forceps



# MIGS devices just got easier to grasp.



## Introducing the Single-Use Ahmed Stent Forceps

MIGS devices have been a fantastic innovation in ophthalmology. However, achieving optimum placement with MIGS devices can be challenging. That's why we worked with Ike Ahmed, M.D. to create the Ahmed Stent Forceps.

The Ahmed Stent Forceps were designed for the controlled manipulation, repositioning and confirmation of first and second generation iStents.\* The tips are designed to grasp the circular end of the stent to assist placement into the canal.

The curved shaft allows access to stents not only across from the main incision, but also 60° to the left or right of the incision. The flattened sides of the tip allow the iStent to be tapped once placed within the canal. When closed, the forceps can be used to push the device against the outer wall.

*\*iStent is a registered trademark of Glaukos, Inc. MST is in no way affiliated with Glaukos.*



### Single-Use Ahmed Stent Forceps

DFH-1035

25g, curved



# Better sub-incisional access through advanced engineering.



## Allegro Silicone I/A

Bringing you the best of MST I/A in a partially reusable version, Allegro Silicone I/A is composed of a reusable handpiece and a single-use silicone I/A tip. Allegro is compatible with any phaco system and provides the following benefits:

**Better sub-incisional access.** The unique geometry of Allegro features a double-bend design that allows for very direct sub-incisional access while minimizing wound torque.

**Capsule-friendly.**<sup>1</sup> Allegro provides complete silicone coverage and polished ports which provide a gentle surface during I/A and any capsule polishing you may perform using the tip.

**A firm response.** Allegro yields all of the benefits of silicone safety with a firm substructure, allowing for easy IOL rotation and management of nuclear fragments.

The Allegro tips are pre-integrated for easy assembly and are compatible with the reusable Allegro Handpiece.



**Allegro Handpiece**

AHP-001



**Allegro Red**

AT-0001-R

0.36mm port, 2.2-2.5mm  
recommended incision size



**Allegro Purple**

AT-0001-P

0.36mm port, 2.65-2.85mm  
recommended incision size



<sup>1</sup>Data on file of comparative cadaver eye testing Study done at University of Utah/Moran Eye Institute (Zero of 10 posterior capsule breaks with Allegro, four of 10 with a metal I/A tip).

## Allegro SP Silicone I/A

After years of development, we are proud to introduce our most innovative I/A device ever, Allegro SP. Allegro SP is a single-piece, completely disposable silicone I/A system. Allegro SP features a pre-integrated silicone sleeve affixed to a disposable handle.

It offers all of the same benefits of Allegro while also eliminating all concerns associated with improper reprocessing of reusable I/A devices.



### Allegro SP Red

ASP-0001-R

0.36mm port, 2.2-2.5mm recommended incision size



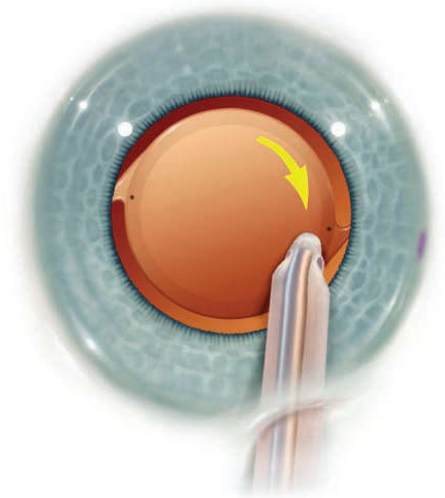
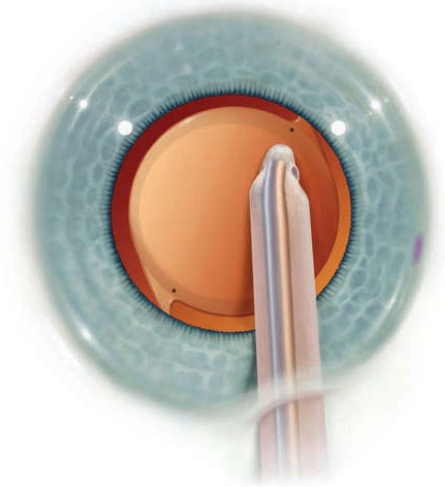
### Allegro SP Purple

ASP-0001-P

0.36mm port, 2.65-2.85mm recommended incision size



## Gentle IOL Rotation




## Better Sub-Incisional Cortex Removal



With "Brand A," wound torque is required for access.

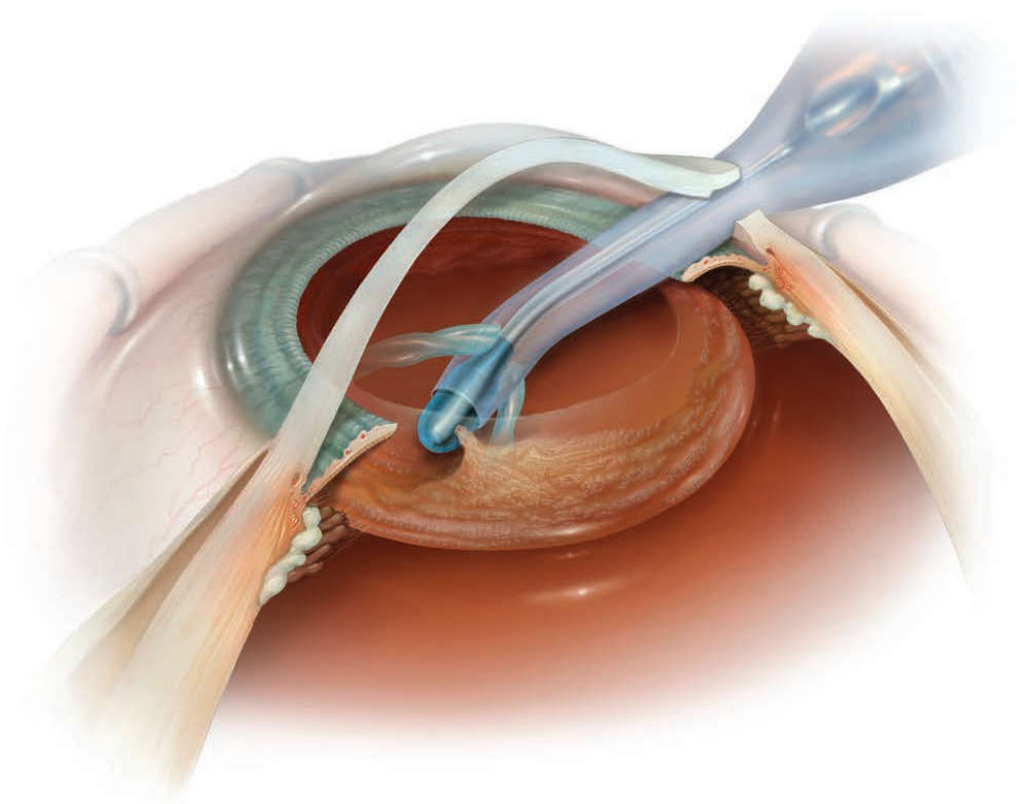


With "Brand B," irrigation ports are proximal and risk occlusion in the wound.



With Allegro and Allegro SP, two bends result in better access. Also note the location of the irrigation port.

# Go with the flow.



Irrigation/Aspiration



## Maestro Handpiece

MHP-0001



*The Barrett I/A tips are best paired with the superior irrigation flow of the Maestro handpiece but are also compatible with Alcon, AMO and Bausch + Lomb handpieces.*



## Maestro Barrett I/A

We're proud to offer the best in metal I/A, the Maestro Handpiece with Barrett I/A tips. Prior to small incision cataract surgery, metal I/A devices took a "one size fits all incisions" approach. The Maestro with Barrett design incorporates a small lumen and larger distal end and a variety of silicone sleeves for any incision size, providing you the following benefits:

**Increased irrigation flow** at a given bottle height relative to first generation I/A.

**Increased cortical removal efficiency.** The silicone sleeves provided with Maestro Barrett mate with its distal end, which results in irrigation flowing solely out of the irrigation ports and not out of the end. This stops competing irrigation/aspiration forces at the tip.

**Reduced oar locking** in small incisions and access to more clock hours relative to traditional I/A tips.

## Barret I/A Tips for Use with Maestro on Alcon® Systems

### Barret I/A Tips, Gold Sleeve

BRT-1028-G

Straight, capsule polish, 0.3mm port

BRT-1029-G

Bent, capsule polish, 0.3mm port

BRT-1030-G

Curved, capsule polish, 0.3mm port



### Barret I/A Tips, Red Sleeve

BRT-1028-R

Straight, capsule polish, 0.3mm port

BRT-1029-R

Bent, capsule polish, 0.3mm port

BRT-1030-R

Curved, capsule polish, 0.3mm port



### Barret I/A Tips, Purple Sleeve

BRT-1028-P

Straight, capsule polish, 0.3mm port

BRT-1029-P

Bent, capsule polish, 0.3mm port

BRT-1030-P

Curved, capsule polish, 0.3mm port



## Barret I/A Tips for Use with Maestro on AMO® and Bausch + Lomb® Systems

### Barret I/A Tips, Gold Sleeve

BRT-1033-G

Straight, capsule polish, 0.3mm port

BRT-1034-G

Bent, capsule polish, 0.3mm port

BRT-1035-G

Curved, capsule polish, 0.3mm port



### Barret I/A Tips, Yellow Sleeve

BRT-1033-Y

Straight, capsule polish, 0.3mm port

BRT-1034-Y

Bent, capsule polish, 0.3mm port

BRT-1035-Y

Curved, capsule polish, 0.3mm port



### Barret I/A Tips, Blue Sleeve

BRT-1033-B

Straight, capsule polish, 0.3mm port

BRT-1034-B

Bent, capsule polish, 0.3mm port

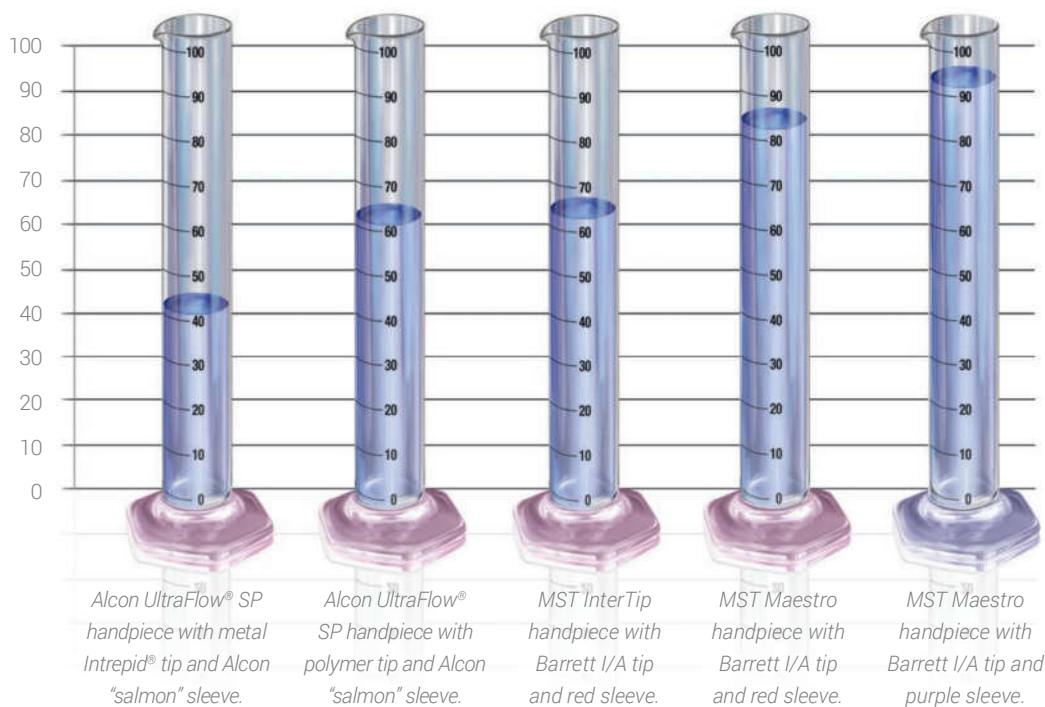
BRT-1035-B

Curved, capsule polish, 0.3mm port



### Irrigation Flow Comparison

CC/min at 75cm bottle height



Alcon, AMO (Johnson & Johnson Vision Care) and Bausch + Lomb are trademarks and property of their respective owners. MST is in no way affiliated with Alcon, AMO (Johnson & Johnson Vision Care) or Bausch + Lomb.



# Quality stands apart.



## InterTip I/A

Our popular coaxial I/A system, InterTip, has been one of the leading coaxial I/A systems for almost 20 years. InterTip I/A features many different tip styles to match your surgical preferences as well as robust O-Rings designed to be more durable than the ones that come with other I/A systems. InterTip Stainless features a stainless shell and bayonet lock tips, while InterTip Titanium features a titanium shell and push-on tips.

### InterTip Stainless I/A

SI-98200

Stainless Handle

SI-98301

Stainless Straight Tip

SI-98302

Stainless Curved Tip

SI-98303

Stainless 45° Tip

SI-98304

Stainless 90° Tip

SI-98306

Stainless Binkhorst Tip, 150° return

SI-98307

Stainless Straight Tip for Silicone Sleeve

SI-98309

Stainless Curved Tip for Silicone Sleeve

SI-98313

Stainless 45° Tip for Silicone Sleeve



### InterTip Titanium I/A

TI-98100

Titanium Handle

TI-98301

Titanium Straight Tip

TI-98302

Titanium Curved Tip

TI-98303

Titanium 45° Tip

TI-98304

Titanium 90° Tip

TI-98306

Titanium Binkhorst Tip, 150° Return

TI-98307

Titanium Straight Tip for Silicone Sleeve

TI-98309

Titanium Curved Tip for Silicone Sleeve

TI-98313

Titanium 45° Tip for Silicone Sleeve

TI-93308

Luer Adapter Tip, Irrigation

TI-93318

Luer Adapter Tip, Aspiration

TI-93321

Titanium Straight Tip, 0.5mm port, visco removal

TI-93322

Titanium Curved Tip, 0.5mm port, visco removal

TI-93324

Titanium 45° Tip with Capsule Polisher



# They're perfectly in sync.

## Duet BiManual System

MST's Duet BiManual System is world-renowned for its breakthrough and, to-date, its unsurpassed irrigation flow at a given bottle height and gauge size.

The Duet tip's robust design is less prone to breakage and is also less expensive to replace than ordinary bi-manual tips.

The Duet system is composed of an irrigation handpiece, an aspiration handpiece and a variety of tips.



### Duet Irrigation Handle

DU-02200



### Duet Aspiration Handle

DU-02100



### Curved Irrigating Tip

DU-02354

22g, closed end



### Curved Aspiration Tip, Capsule Polish

DU-02355

22g, closed end, 0.3mm port



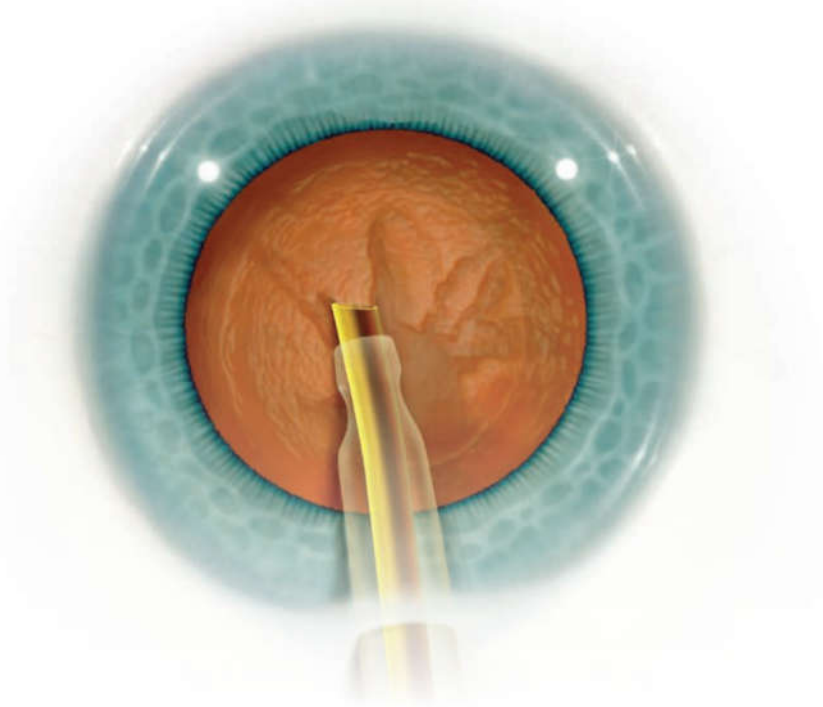
### Curved Aspiration Tip, Smooth

DU-02358

22g, closed end, 0.3mm port



# Think small.



## Packard 0.7mm Phaco Tips

We had the opportunity to work with Richard Packard, M.D. to create a phaco tip that increases visibility and efficiency while working in even the smallest of incisions. The Packard Phaco tip features a 0.7mm outer diameter which allows access for coaxial phaco in a 1.8mm incision. By using the Packard Phaco Tip, you may experience the following benefits:

**More Efficiency.**<sup>1</sup> Research shows the Packard Phaco Tip to be more efficient than a standard 0.9mm tip. The smaller-designed tip is excellent for creating grooves in divide-and-conquer and burrowing deep into the nucleus during chop methods of nuclear fragmentation.

**More Visibility.** The smaller profile Packard Phaco Tip allows for 20% more visibility than standard 0.9mm tips.

**More Room to Work.** The 0.7mm outer diameter of the Packard Phaco Tip provides more room in your incision and access down to 1.8mm wounds.

The Packard Phaco Tips are available in several variations and bevels and are made for most current phaco machines.

<sup>1</sup>G. Ratnarajan MD, *How smart is intelligent phaco? A comparison of its efficiency with a mini-flared and non-flared Kelman phaco tip*; Presented at the 2010 ESCRS, Paris, France

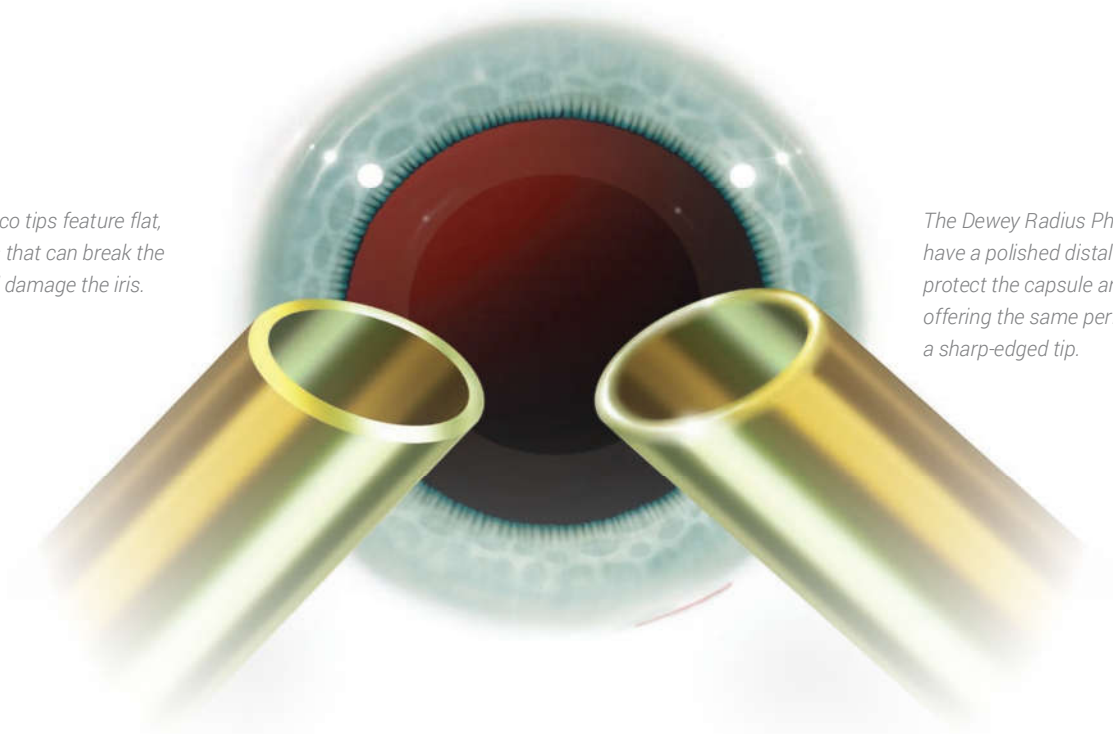


### Packard 0.7mm Phaco Tips

MST offers several variations of Packard 0.7mm Phaco Tips. For a complete listing, please see the pricing guide in the back of this catalog or visit [www.microsurgical.com](http://www.microsurgical.com).

# They take the edge off.

*Regular phaco tips feature flat, sharp edges that can break the capsule and damage the iris.*



*The Dewey Radius Phaco Tips have a polished distal end to protect the capsule and iris while offering the same performance of a sharp-edged tip.*

## Dewey Radius Phaco Tips

The design of the Dewey Radius Phaco Tips was inspired by Steve Dewey, M.D.'s idea to increase the safety of phaco during cataract removal. The design starts with a standard phaco tip of any variation and polishes the distal end to a smooth, rounded edge. This process eliminates the sharp edges of the phaco tip, reducing the likelihood of damage to the tissue during incidental contact of the iris or posterior capsule.

The Dewey Radius Phaco Tips are available in several variations and bevels and are made for most current phaco machines.

## Packard/Dewey Phaco Tips

We've combined the innovations of Steve Dewey, M.D. and Richard Packard, M.D. to create our best phaco tip line yet. The Packard/Dewey Phaco Tip is a 0.7mm Dewey Radius Phaco Tip that combines the efficiency, visibility and room to work of the Packard 0.7mm Phaco Tip with the increased safety of the Dewey Radius Phaco Tip.

---

### Dewey Radius Phaco Tips

MST offers several variations of Dewey Radius Phaco Tips. For a complete listing, please see the pricing sheet in the back of this catalog or visit [www.microsurgical.com](http://www.microsurgical.com).

---

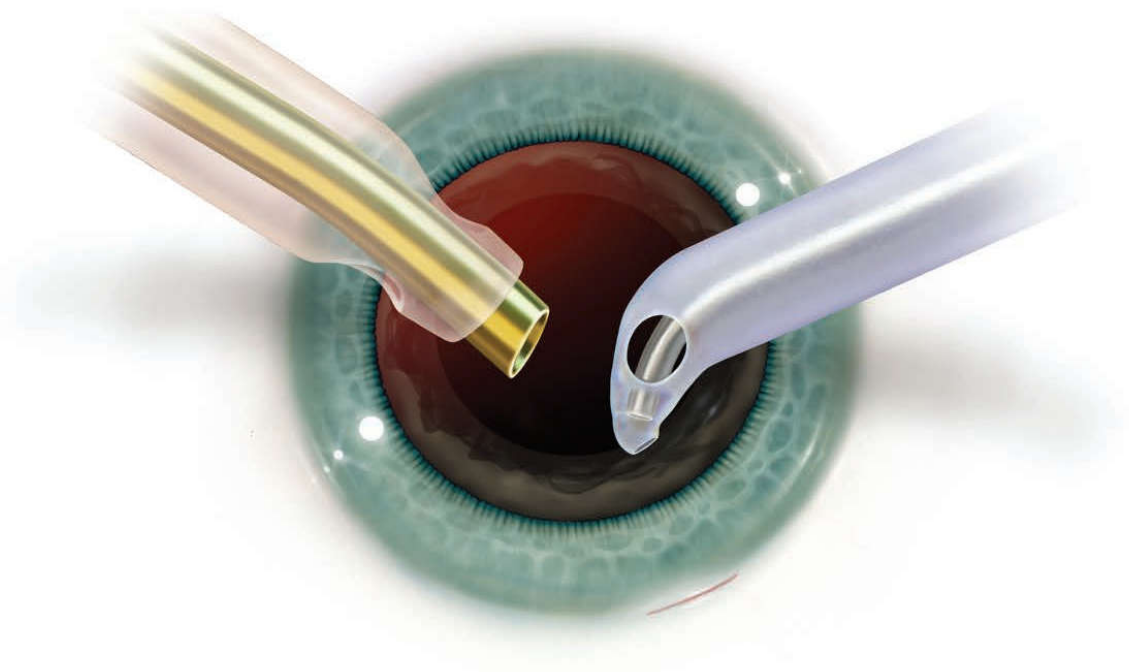
---

### Packard/Dewey Phaco Tips

MST offers several variations of Packard/Dewey Phaco Tips. For a complete listing, please see the pricing guide in the back of this catalog or visit [www.microsurgical.com](http://www.microsurgical.com).

---

# The complete package.



## Harmony

We're proud to offer Harmony, our first premium kit for safe and efficient cataract removal. This winning combination brings added safety and efficiency to your OR by pairing the smooth, polished edges and smaller outer diameter of the Packard/Dewey Phaco Tips with the superior sub-incisional access, capsule-friendly polished ports and firm response of Allegro Silicone I/A.

### Harmony

#### HK-1001

6 Allegro Red

6 AMO/B+L Packard/Dewey Phaco Tips, straight, 30° bevel, gold sleeve

#### HK-1002

6 Allegro Red

6 AMO/B+L Packard/Dewey Phaco Tips, straight, 30° bevel, green sleeve

#### HK-1003

6 Allegro Red

6 Alcon Packard/Dewey Phaco Tips, 20° bend, 30° bevel, red sleeve

#### HK-1004

6 Allegro Red

6 Alcon Packard/Dewey Phaco Tips, 20° bend, reverse bevel, red sleeve



## Harmony SP

Our most innovative combination yet, Harmony SP features the added bonus of eliminating reprocessing concerns due to the disposable nature of Allegro SP.

### Harmony SP

MST offers special pricing when you purchase any single-use Packard/Dewey Phaco Tip along with Allegro SP. For more information about this offer, please contact us.

# MST Terms and Conditions

## Agreement

All sales of products by MicroSurgical Technology, Inc. (MST) are sold by MST subject to the terms of the applicable MST Sales Order and these Terms and Conditions. Your acceptance of delivery of MST products confirms your acceptance and the applicability of the terms of the applicable MST Sales Order and these Terms and Conditions. Any reference to a customer purchase order or other customer order reference is provided for customer's convenience only.

## Pricing

All products are sold by MST at the prices indicated on the applicable MST Sales Order. All prices are subject to change without notice. Prices do not include taxes of any kind, insurance, or freight, which will be billed as additional charges and are the customer's responsibility.

## Risk of Loss

All products are sold by MST FOB MST's shipping point, as designated on the applicable MST Sales Order.

## Freight

All products will be shipped by the shipping method indicated on the applicable MST Sales Order on or about the ship date designated. Shipping dates may be changed on prior notice and are subject to incidents of *force majeure*. Any freight, expediting, other special shipping, handling or packing charges, or insurance costs will be the customer's responsibility.

## Payment

Payment in full for all products sold by MST and all related charges is due no later than 30 days following customer's receipt of MST's invoice. If the customer disputes any invoiced charges, the customer shall provide written notice to MST detailing their objection prior to the invoice due date and shall pay any invoiced

amounts in relation to which it has no objection on or prior to such due date. MST reserves the right to charge interest at 1% per month for any overdue balances owing. MST also reserves the right to change credit terms at any time, including the right to require payment in advance.

## Returns



MST offers a 30-day "Love It or Leave It" guarantee. If the customer is not 100% satisfied with an MST product that was purchased directly from MST, the customer may return the product within 30 days of purchase for a full refund. To initiate a return, the customer must call MST Customer Service at **1-888-279-3323** and provide their account number, the product number and lot number of the device that is desired to be returned.

The customer must contact MST within 30 days to initiate the return. A credit will be issued to the customer account only after the item to be returned has been received. If the items are not returned to MST, payment will still be due. A refund may be issued if the customer account is in good standing.

## Non-Returnable Merchandise

Products held over 30 days, custom products, instruments damaged due to mishandling or improper use and products that have been altered or modified by any unauthorized party.

*Continued on next page*

## Warranty



MST guarantees all durable MST forceps, scissors, handles and snare instruments to be free from defects in materials and workmanship for three years from the date of purchase. Defective products will be repaired or replaced at MST's discretion. Any modification, alteration, or unauthorized repair of any product will result in the immediate termination of the warranty.

All MST durable forceps, scissors, handles, and snare instruments are provided with—other than for clear misuse/abuse as determined by MST—an unconditional three-year "Bumper-to-Bumper" repair warranty from their date of purchase. If an instrument is damaged through normal use, MST will repair it for free for a period of three years from the aforementioned date of purchase. The MST Warranty is non-transferable and only valid from the original date of purchase.

To initiate a warranty claim, a customer must call MST Customer Service at **1-888-279-3323** and provide their MST account number, a description of the damaged instrument, the product number and lot number of the device that is desired to be repaired. A Return Merchandise Authorization (RMA) number will be issued if the repair claim is deemed valid by MST. Please reference your RMA number on the outside of your shipping container and send to MST at:

**MicroSurgical Technology (MST)**  
**8415 154<sup>th</sup> Ave NE**  
**Redmond, WA 98052**

Most repairs are completed within three business days.

## Cooperation

MST and the customer agree to provide each other reasonably requested cooperation in relation to the fulfillment of applicable MST Sales Orders and, in responding to or otherwise addressing any inquiry, investigation or product action initiated by MST or a regulatory entity having jurisdiction over the manufacture, sale, or use of MST products.

## Applicable Law

MST Sales Orders and these Terms and Conditions are subject to and shall be governed by the laws of the State of Washington, USA.

---

## Notes

A series of horizontal dotted lines for taking notes.



---

## Notes

A series of horizontal dotted lines for taking notes.

*Our passion is creating exceptional products that  
improve vision for patients all over the world.*

At MST, we strive to equip surgeons with the most innovative tools available, enabling them to achieve the best possible outcomes for their patients. That's why we're constantly evolving to meet the distinct clinical needs of ophthalmic surgeons through our dedicated partnership with surgeon-designers. Every MST product meets the highest standards and is designed to instill confidence during surgery.

**MST—bringing innovation to ophthalmology.**



**MicroSurgical Technology (MST)** | 8415 154<sup>th</sup> Ave NE | Redmond, WA 98052  
425.861.4002 | 1.888.279.3323 | [info@microsurgical.com](mailto:info@microsurgical.com) | [www.microsurgical.com](http://www.microsurgical.com)

*Patents issued and pending.*