



**WUHU RUIJIN MEDICAL INSTRUMENT
& DEVICE CO.,LTD**

Address/Tel/Fax: No.33, EastWanchun Road, Wuhu Economic
& Technology Development Zone, Wuhu Anhui China;
Tel: 86-553-2672511 Fax: 86-553-2672510
Website: www.whruijin.com



***Medical electric saw -oscillating
saw RJ-PS (NS-1011)***

***For application in cutting bone during
articular (knee & hip Joint) surgery.***

» Feature

- 01 *Lightweight design, allowing for optimal manoeuvrability and minimizing wrist fatigue.*
- 02 *Imported motor*
- 03 *Main components are made of high strength stainless steel.*
- 04 *Can be autoclavable up to 135°C*



Composition »

*One handpiece
One charger
Two batteries
Two battery aseptic transfer rings
Five saw blades
One instruction manual
One Aluminum case*

>> Main Technical Data

Hand Piece	Output Power	130W
	Unit rise in temperature	≤20 °C
Charger	Input Voltage	AC 110-220V , 50-60Hz
Battery	Voltage	14.4V
	Battery capacity	1800mAh
	Battery feature	Environmental friendly nickel-metal hydrogen battery
	Charging time	Two hours

Non-loading frequency	0-20000cpm
Non-loading noise	≤70 dB (A)
Swing angle	4±0.5°

>> Product details



>> Accessories

Saw blades



Charger



Battery of 14. 4v







Aspetic battery transfer rings





Saw Blade :

Effective length : 90 mm

Length*Width (mm)	Thickness (mm)	Ruijin
90 X 24 	0.8	
	1.0	118902410
	1.2	118902412
	1.27	
90 X 22 	0.8	118902208
	1.0	118902210
	1.2	118902212
	1.27	1189022127
90 X 19 	0.8	
	1.0	118901910
	1.2	118901912
	1.27	1189019127
90 X 13 	0.8	118901308
	1.0	118901310
	1.2	118901312
	1.27	1189013127

Effective length : 70 mm

Length*Width (mm)	Thickness (mm)	Ruijin
70 X 24 	0.8	
	1.0	98702410
	1.2	98702412
70 X 22 	0.8	98702208
	1.0	
	1.2	
	1.27	987022127
70 X 13	1.0	98701310

Saw blades Effective length : special dimension

50*13	0.8	78501308
45*32	1.2	73453212
30*10	0.5	58301005
28*58	1.0	54285810
65*27		

Sterilization case is additional cost.



Aluminum case packing

Basic steps of sterilization, cleaning and maintenance of power tools.

1.Disaccessibly: All the consumable parts (saw blades, drill bits, etc) and battery should be removed before cleaning.

2.Cleaning: Please wash and rinse with flowing water. Note: use soft brush to clean, then wipe with soft dry cloth. All instruments are prohibited from soak cleaning.

3.Maintenance: Maintain by medical lubricant every time when cleaning and wiping instruments. Apply lubricant on every mobilizable part.

Note: Applying lubricant and rotate parts to lubricate to the full.

4.Assembly: Assembly and functional test. Note: After cleaning and applying lubricants, install all parts one by one and conduct function test and then check its intactness.

5.Sterilization: Forevacuum high temperature for 132 centigrade and high pressure within 20 minutes; natural cooling time is more than 40 minutes. Expoxymethane and formaldehyde are prohibited. Instruments must be kept dry before sterilization