

microscopes for advanced life sciences

Achios-X

observer

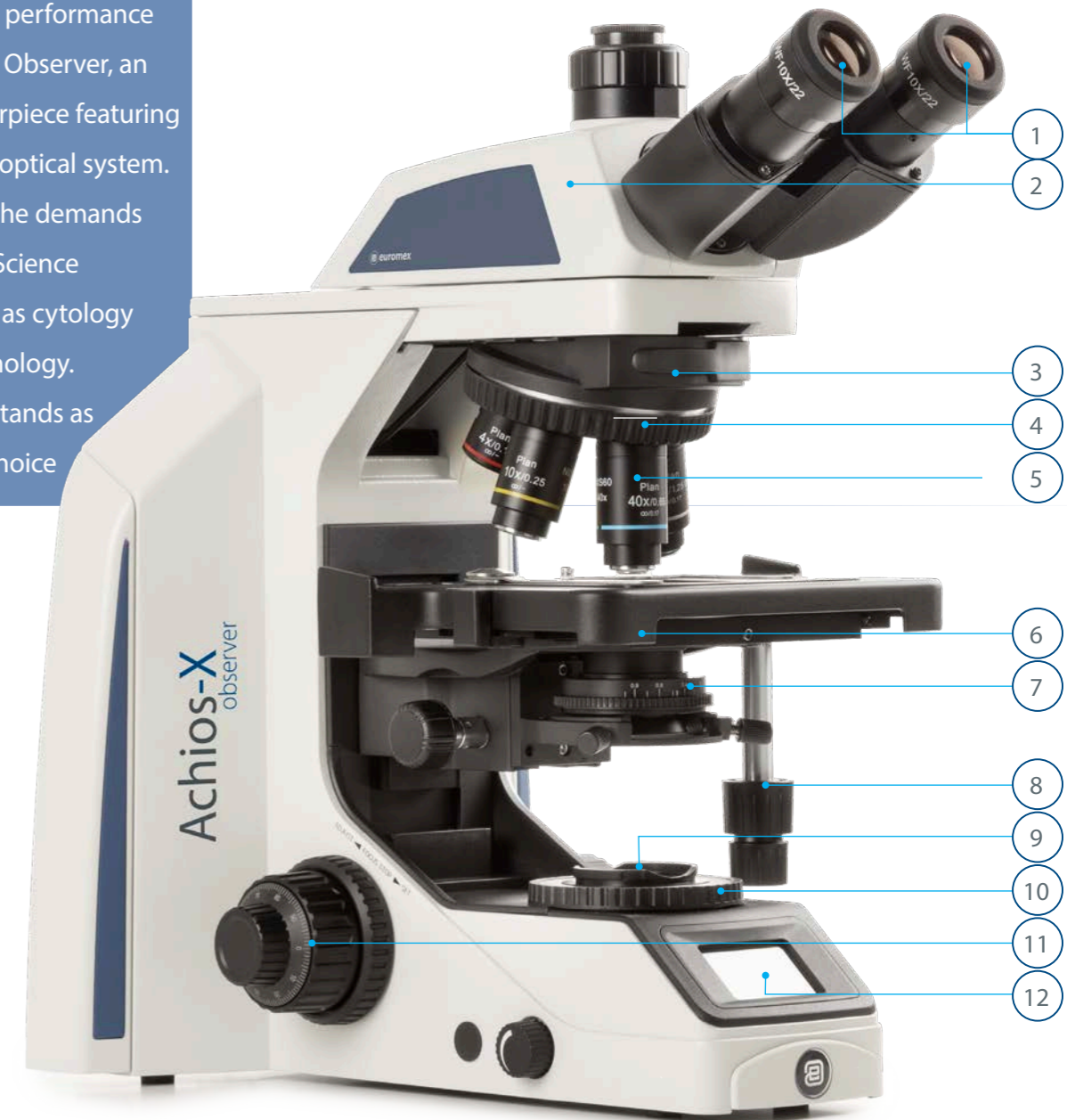


MICROSCOPES FOR
ADVANCED LIFE SCIENCES



Cutting-edge microscopy solutions for advanced life science applications

Experience optimal comfort and cutting-edge performance with the Achios-X Observer, an ergonomic masterpiece featuring a state-of-the-art optical system. Tailored to meet the demands of advanced Life Science applications such as cytology and anatomopathology. This microscope stands as an unparalleled choice



FEATURES

- 1 | Extra Wide field WF 10x/22 mm, Ø 30 mm
- 2 | Trinocular head with C-mount adapter
- 3 | Slot for optional filter sliders
- 4 | Revolving quintuple or sextuple reversed nosepiece on ball-bearings
- 5 | Infinity corrected 60 mm achromatic Plan, Plan Phase or Plan Semi-Apochromatic EIS objectives
- 6 | 238/195 x 150 mm stage with 79 x 55 mm integrated right-handed mechanical stage,
- 7 | Height adjustable condenser
- 8 | Low positioned stage adjustment knobs
- 9 | 3 W NeoLED with adjustable color temperature
- 10 | Full Köhler diaphragm
- 11 | Precise coarse and fine adjustments
- 12 | LCD screen for Smart Light Control



Exploring the realm of advanced microscopy

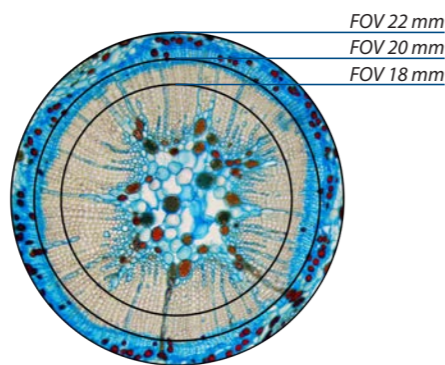
introducing the Achios-X Observer

Crafted with Intelligence
Discover an intelligent design that anticipates your needs. The Achios-X Observer embodies excellence through its meticulous engineering and user-centric approach. Welcome to a Microscopy Experience that redefines Efficiency and Ease with the Achios-X Observer

Experience the ultimate in microscopy excellence as the Achios-X Observer stands unrivaled in the market. Tailored to meet the demands of advanced Life Science applications such as cytology and anatomopathology, this microscope stands as an unparalleled choice

EYEPIECES

With an extended field of view of 22 mm, the Achios-X Observer proves its usefulness by reducing the need of moving the specimen over the stage, which is highly appreciated in demanding applications



HEADS

An impressive line of heads to choose from: Apart from the standard Siedentopf binocular- and trinocular (50:50) head with 30° inclined tubes, there is the optional trinocular (100:0/0:100) head, the ergonomic tilting head (0° - 35°), the face-to-face dual head and last but not least, multi-head systems with 2, 3 or 5 heads

OBJECTIVES

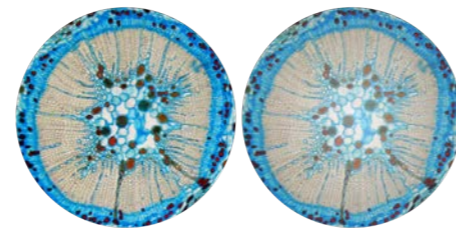
The Achios-X observer comes with Infinity corrected achromatic Plan, Plan Phase or Plan Semi-Apochromatic EIS objectives and are 60 mm parfocal and have a M25 mounting thread

STAGE

The Achios-X Observer comes complete with a generously sized, hard coated, rackless mechanical stage, meticulously designed for enhanced safety. Free from any sharp edges protruding from the microscope's sides, this stage ensures a secure and worry-free experience. Suitable for two slides and allows single handed placement of slides

ILLUMINATION

By introducing a mirror in the Köhler design of the light source, the Achios-X Observer provides the most uniformly illuminated and bright field of view



Köhler illumination

Critical illumination

NOSEPIECE

Experience the ease of an intuitive quintuple or an optional sextuple nosepiece on ball-bearings, equipped with gripped ring for effortless and precise rotation

LIGHT AND COLOR TEMPERATURE CONTROL

 The Achios-X Observer introduces Smart Light Control (SLC). This intelligent function memorizes the light intensity level for each objective. The color temperature of the NeoLED light source can be adjusted and stored. This innovation not only heightens comfort but also saves valuable time during routine magnification shifts. (see next page)

The eco-friendly NeoLED light source is both environmentally conscious and built to endure



Optical excellence for flawless images

Unleash the power of exceptional Plan Achromatic objectives. These objectives provide impeccable image flatness across a wide field of view resulting in crisp and even illuminated images of your specimen. Witness the microscopic world where every detail comes to life

OBJECTIVES	Type	Magnification	N.A.	WD	Product number
Brightfield	EIS* 60 mm Plan PLI	4x	0.10	30 mm	AX.7204
		10x	0.25	10.2 mm	AX.7210
		20x	0.40	4.0 mm	AX.7220
		S40x	0.65	1.5 mm	AX.7240
		S100x oil	1.25	0.3 mm	AX.7200
	EIS* 60 mm Plan Semi-Apo Fluarex	4x	0.13	17 mm	AX.7304
		10x	0.3	15.8 mm	AX.7310
Phase contrast	EIS* 60 mm Plan phase	20x	0.5	2.7 mm	AX.7320
		S40x	0.75	1.35 mm	AX.7340
		S100x oil	1.4	0.18 mm	AX.7300
		10x	0.10	10.2 mm	AX.7710
		20x	0.40	13.4 mm	AX.7720
		S40x	0.65	0.7 mm	AX.7740
		S100x oil	1.25	0.22 mm	AX.7700

*Enhanced IOS



Consistent brilliance across magnifications

Introducing the Smart Light Control (SLC)

Experience the convenience of the SLC, designed to enhance your workflow

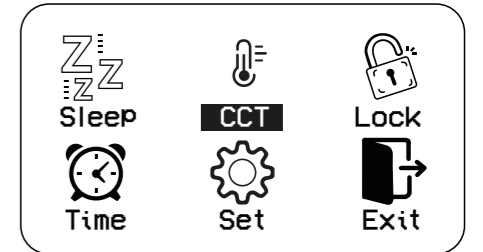
The wide range of objectives allows users to opt for a 2X objective, ideal for wide area observation, or objectives specifically designed for phase contrast

SMART LIGHT CONTROL

A single control knob unleashes a world of functions.

You can:

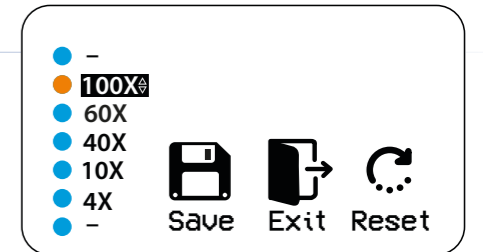
- enter standby mode,
- lock or unlock the preservation of the light intensity function,
- adjusts brightness,
- adjust color temperature,
- initiate ECO settings




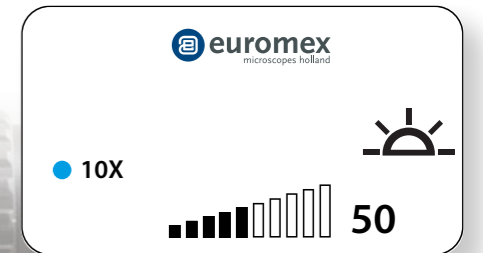
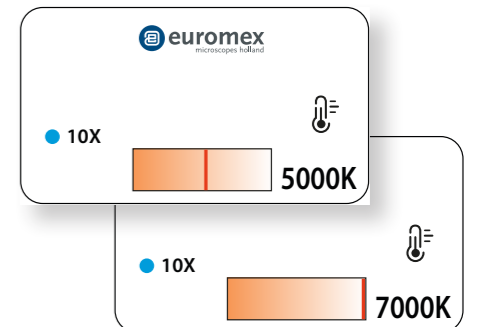
STATUS DISPLAY

Stay informed through a comprehensive LCD display.

Magnification, brightness, color temperature, and standby status are all at your fingertips, providing a real-time overview of your microscope's settings. This intuitive feature ensures an enriched observation experience



With automatic intensity preservation during magnification changes, the need for manual adjustments is superfluous. Together with the adjustable color temperature, the SLC ensures consistent illumination across various magnifications, ultimately optimizing user efficiency and minimizing eye strain



A focus

on comfort and precision

The Achios-X Observer prioritizes comfort and convenience for discerning professionals

Effortlessly manage Köhler diaphragm settings and light intensity adjustments - all while keeping your hands firmly on the task. Experience uninterrupted observation, preventing fatigue and ensuring your focus stays sharp

ERGONOMIC TILTING HEAD

The ergonomic tilting head (0° - 35°) guarantees an optimal ergonomic position while observing your specimen



INCREASED OBSERVATION EFFICIENCY

Extended microscope observation demands frequent transitions between magnifications, brightness levels, and color temperature. The Achios-X Observer streamlines these repetitive mechanical tasks, displaying pertinent information on the LCD. This approach optimizes work efficiency and cultivates a seamless user experience

ONE-HANDED STAGE CONTROL

The Achios-X Observer lets you effortlessly handle samples with one hand. Swiftly slide specimens in and out with the specimen holder's smart design. A slight opening is all it takes to securely hold your subject during operation, accommodating various slide types, including the versatile hemocytometer

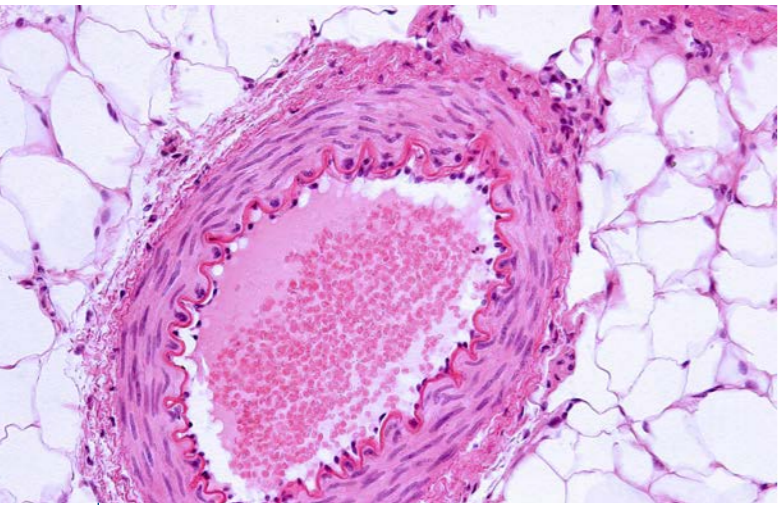
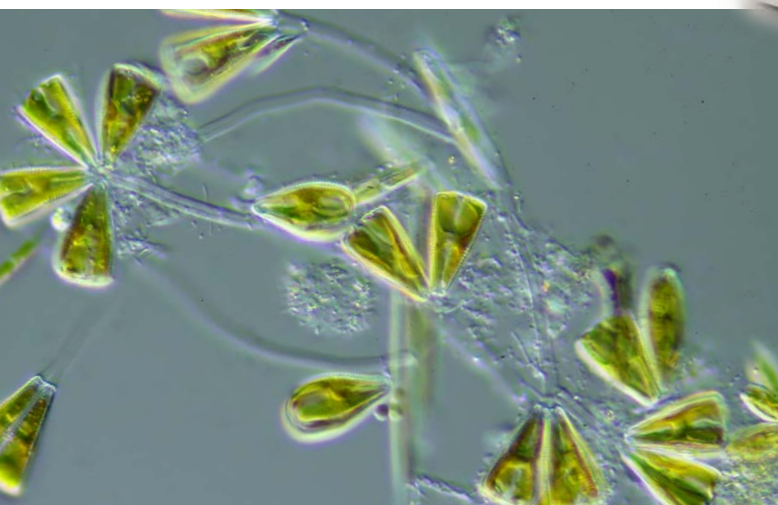
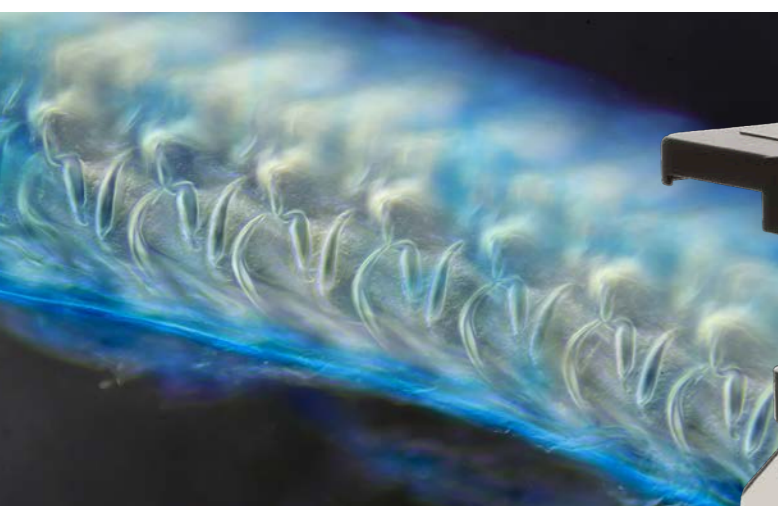
LOW POSITIONED FOCUSING

The Achios-X Observer introduces an entirely new level of focus comfort. Its ingeniously placed low-position focus knob redefines exploration. The fine focus knob is interchangeable between the left and the right side of the stage. Easily navigate different areas on the specimen slide without lifting your hands from the table. With adjustable torque enhancing your comfort, the journey becomes effortless and enjoyable

ANTI-SLIP ADJUSTMENT KNOBS

Anti-slip coated adjustment knobs guarantee supreme user comfort during sample manipulation. These thoughtful enhancements ensure effortless adjustments and movement, empowering you to maintain focus without interruption





Models and accessories

MODELS	Bino	Trino	Ergo	eyepieces EW 10x/22 mm	Plan objectives 4/10/40 IOS	Plan objective 100x(oil) IOS	Plan Semi-Apo objectives 4/10/40 IOS	Plan Semi-Apo objective 100x(oil) IOS	Plan Phase objectives 10/20/40/100x(oil) IOS
AX.1052-PLi	•			•	•				
AX.1053-PLi		•		•	•				
AX.1152-PLi	•			•	•	•			
AX.1153-PLi		•		•	•	•			
AX.1158-PLi			•	•	•	•			
AX.1052-APLi	•			•			•		
AX.1053-APLi		•		•			•		
AX.1152-APLi	•			•			•	•	
AX.1153-APLi		•		•			•	•	
AX.1158-APLi			•	•			•	•	
AX.1152-PLPHi	•			•					•
AX.1153-PLPHi		•		•					•
AX.1158-PLPHi			•	•					•

Sixtuple nosepiece is also available
 These models are also available as in vitro medical device class A – (EU) 2017/746. Add /MD after ter reference and contact you Euromex dealer

CSS – CABLE STORAGE SYSTEM

- Allows users to easily stow away excess cable length into the back of the instrument during operation and to roll up the power cable for easy storage

CARRYING GRIP

- The integrated carrying grip at the back of the microscope ensures safe transportation of the microscope

NEOLED

The innovative NeoLED™ design is a combination of a custom LED and a specially designed thin lens with a short focal length in order to obtain four main benefits:

- More oblique light from the NeoLED™ light source can be captured, which increases the light output significantly
- Less energy is required to achieve this level of light intensity
- The larger aperture of NeoLED™ allows the optical system of the microscope to produce images at higher resolutions, very close to the theoretical diffraction limit of the optics
- Super long life span, up to 50.000 hrs nominal, L70 norm

PACKAGING

Supplied with power cord, dust cover, screwdriver, user manual and 5 ml immersion oil for models supplied with a 100x objective

ACCESSORIES

Eyepiece (Ø 30 mm tube)

AX.6010 Extra WF 10x/22 mm eyepiece
AX.6410 Extra WF 10x/25 mm eyepiece. With diopter adjustment

Plan objectives

AX.7204 Infinity EIS 60 mm Plan PLi 4x/0.10 objective** WD* 30 mm
AX.7210 Infinity EIS 60 mm Plan PLi 10x/0.25 objective** WD* 10.2 mm
AX.7220 Infinity EIS 60 mm Plan PLi 20x/0.40 objective** WD* 4 mm
AX.7240 Infinity EIS 60 mm Plan PLi S40x/0.65 objective**. WD* 1.5 mm
AX.7260 Plan PLi S60/0.80 infinity corrected objective**. WD* 0.3 mm
AX.7200 Infinity EIS 60 mm Plan PLi S100x/1.25 objective**. WD* 0.3 mm

Plan Semi-Apochromatic Fluorex objectives

AX.7304 Infinity EIS 60 mm PLi-Apo 4x/0.15 objective** WD* 0.17 mm
AX.7310 Infinity EIS 60 mm PLi-Apo 10x/0.3 objective** WD* 15.8 mm
AX.7320 Infinity EIS 60 mm PLi-Apo 20x/0.5 objective** WD* 2.7 mm
AX.7340 Infinity EIS 60 mm PLi-Apo S40x/0.75 objective** WD* 1.35 mm
AX.7300 Infinity EIS 60 mm PLi-Apo S100x/1.25 objective** WD* 0.18 mm

Plan Phase Contrast objectives

AX.7710 Infinity EIS 60 mm PLPHi S10x/0.10 objective** WD* 10.2 mm
AX.7720 Infinity EIS 60 mm PLPHi20x/0.40 objective** WD* 13.4 mm
AX.7740 Infinity EIS 60 mm PLPHi S40x/0.65 objective** WD* 0.7 mm
AX.7700 Infinity EIS 60 mm PLPHi S100x/1.25 objective** WD* 0.22 mm

** M25 thread
 * WD = Working distance

Condensers

AX.9100 Standard Abbe Condenser
AX.9105-ADD Swing-out Abbe Condenser. Only with new microscopes
AX.9105 Swing-out Abbe Condenser
AX.9110 Dark field condenser (Dry)
AX.9112 Dark field condenser (Oil)
AX.9126 Zernike phase contrast set. Includes Zernike phase condenser and PLPHi 10/20/S40/S100-oil immersion objectives, telescope and green filter

Camera

C-mount adapter

AX.9850 0.5x C-mount adapter for standard head
AX.9810 1x C-mount adapter for standard head
DX.9810 1x C-mount adapter for 1" camera *
DX.9835 0.35x C-mount adapter for 1/3" camera*
DX.9850 0.50x C-mount adapter for 1/2" camera*
DX.9863 0.63x C-mount adapter for 2/3" camera*
 * only for ergo head

Miscellaneous

AX.9896-ADD 6 objectives nosepiece for Achos-X Observer. Only available with the purchase of a new microscope as ADD-ON option
AX.9660 Simple polarization kit

Achios-X

observer



EUROMEX MICROSCOPEN BV
is a leading manufacturer of microscopes and other optical instruments. Founded in 1966, Euromex has become a world-class supplier of biological and stereo microscopes

The corporate office is based in Duiven, The Netherlands. A facility with a 2,000 m² conditioned logistics warehouse, an opto-mechanical workshop, an R&D department and a high-level quality control department

Around the world, Euromex operates in more than 80 countries through distributors, resellers and agents. A wide variety of customers such as schools and educational institutes, clinical and research laboratories and a broad range of industrial customers are using Euromex microscopes

DISCLAIMER

All information and materials contained on this website have been prepared solely for the purpose of providing general information about the products offered by Euromex Microscopen bv. The content of and all information published on this website are provided in good faith as a convenience to you and may be used for information purposes only and at all times in accordance with these terms of access

Euromex Microscopen bv does not warrant the completeness or accuracy of information obtained from its website and does not undertake to update or correct its content or the information and/or materials contained on it on a regular basis

Euromex Microscopen bv reserves the right to make improvements and/or changes to (including the removal of) the products described or referred to on the website and to delete and/or move any such information at any time and without notice

Euromex is a registered trademark of Euromex Microscopen bv



ISO 9001 The Euromex Quality System is certified according to ISO 9001:2015 and supports our pursuit of continuous improvement and our on-going commitment to provide our world-wide customers assurance of product quality



ISO 13485 is the medical device industry's most widely used international standard for quality management. Issued by the International Organization for Standardization (ISO), the ISO 13485 standard is an effective solution to meet the comprehensive requirements for a quality management system in the medical device industry

GLOBAL HEADQUARTERS

Euromex Microscopen bv
Typograaf 8
6921 VB Duiven
The Netherlands
Tel: +31 (0) 26 323 22 11
info@euromex.com

EUROPEAN SALES OFFICE

Euromex Microscopen Spain sl
Carretera de Barcelona 88, Entresuelo
Esc. B - Local 9
08302 Mataró, Spain
Tel: +34 (0) 937 415 609
info@euromex.com

v.531221

