

LIGHT *cube Series*



Modular Forensic Light Source System

for the laboratory
and crime scene

LIGHTcube

a practical modular forensic light source system for laboratory and crime scene use



Our **LIGHTcube** series brings you the high quality intense forensic light sources that can be used at the crime scene and laboratory. Our modules are DNA safe and can be used to search for and examine a wide variety of evidence, from fingerprints and body fluids, to tire tracks, documents, and GSR. Our entire line of modules is also compatible with **SCENEview**, **LABview**, and many other Attestor products for fast and easy alternate light source photography and evidence viewing

Flexibility and Compatibility:

- Battery or corded operation
- Handle system for flexibility
- Screw adaptor for tripod connections
- Camera hot shoe adaptor for crime scene photography
- Light rail adaptor system for laboratory workstations and copy stands
- Modules can be connected to and controlled by a superior system like the **CONTROLbox**

Key Features:

- High intensity narrow bandwidth light for high contrast results
- Fanless design for easy cleaning and reduction of DNA contamination
- Adjustable beam angles and beam widths available
- Combine and use any number of modules in any color
- Color-coded goggles and lenses for viewing and photography



Applications:

- Biological/ DNA evidence and body fluids
- Fingerprints
- Improved IR lighting for blood and GSR
- Document verification
- Textiles, hair, and fibers
- 3D prints and impressions
- Trace evidence



Available Colors	Useful Accessories
Daylight White 6500K	
Neutral White 5000K	
IR 850nm	■ Matching viewing and safety goggles
Red 630nm	■ Matching camera filters with threaded and magnetic attachments and different sizes available
Orange 590nm	■ Multiple handgrip and power supply options
Pure Green 530nm	■ Additional fully customized kits available on request
Cyan 505nm	
Blue-Green 470nm	
Royal Blue 447nm	
Violet 410nm	
UV 365nm	



LIGHTcube KITS

All modules and accessories can be ordered individually, but we also offer kits with a variety of pre-selected equipment, chosen for specific applications.

Crime Scene Kits:

- Specifically selected to include the light source equipment you need most at a crime scene
- These kits include light sources commonly used to examine scenes and evidence with a bright white light, and light source options for examining some other frequently encountered evidence like fibers and body fluids. For those who expect to often search for biological evidence, we recommend the biological evidence kits.



DNA/ Biological Evidence Kits:

- Biological evidence is often encountered at crime scenes and is often present on evidence that arrives at the lab. These kits will provide you with the most practical light sources for working with it.
- These kits include a variety of light sources useful in searching for and examining biological evidence such as semen, blood, urine, bone fragments, hair, and fibers. They can also be used to enhance the appearance of wounds, such as bite marks, lacerations, and bruising, and help differentiate blood spatter from insect artifacts such as fly spots.



Fingerprint Kits:

- Fingerprints are one of the most commonly collected types of evidence. Not only will this kit supply you with light sources to help you find prints, you will receive additional light sources ideal for examining prints that have been processed.
- These kits include a variety of colors that can be used to enhance contrast to change the appearance of shadows, make evidence lighter or darker against a background, or cause prints and other evidence to fluoresce, making it easier to examine and photograph.



Custom Kits:

- Don't see what you're looking for? We can modify existing kits or help you put together a custom kit with equipment selected specifically for your needs.

KIT OPTIONS

BASIC vs PRO

- For each application kit, we offer a BASIC version, and a PRO version. All kits come in a sturdy compact carry case and include a basic handle setup, complete with two rechargeable batteries, and any goggles you may need to use your light sources.
- The PRO kit expands your setup options beyond the basic handle system, and includes our cord adaptor, belt and shoulder strap pouch, tripod adaptor, and camera hot shoe adaptor. The PRO kit greatly expands how you can use your light sources and what you can use them for, both at a crime scene and at a lab.



Kit Colors

- The colors contained in each kit are shown in the chart below. Each number corresponds to the primary wavelength a module emits, aside from the NW 6500 and DL 5000 white lights, where this is the color temperature. You can always request a custom or additions to a kit as well.
- For photography using your own camera, you will need the corresponding filters for your light sources. These must be ordered separately, as different cameras require different filter sizes.
- *IR can be requested, but as specialized camera equipment is needed to use it, it is not included as a standard kit option.

[illegible]

LIGHTrail

The mounting system for **LIGHTcubes**



LIGHTrail is a laboratory mounting system for our **LIGHTcube** modular light source series. This system consists of two parallel rail systems with bus connections for our light sources and compatible equipment

Each light module can be quickly and easily attached to the rail system and can then be adjusted in angle and position for the best lighting option for viewing and photographing your evidence. Connecting a **LIGHTcube** to the system automatically connects it to power. Any combination of modules can be used at once and adding our **CONTROLbox** makes adjusting and saving lighting settings even easier.

LIGHTrail is available in **BASIC** (pictured above) and **PRO** (right) models.

BASIC Version:

- one **LIGHTcube** bus system on each side allows for one group of modules to be connected and adjusted on each side
- **LIGHTcubes** are automatically supplied with power when connected
- **LIGHTcube**-Pakete in Winkel und Position einstellbar
- 20 cm long rails hold up to 4 modules on each side



PRO Version:

- Each side is equipped with two **LIGHTcube** bus connections, for more position flexibility
- each **LIGHTcube** group can be moved along the rail system and adjusted in angle
- 50 cm long rails hold up to 8 modules on each side

LABview, which comes equipped with the **BASIC** rail system, can also be upgraded to our **PRO** version.

CONTROLbox

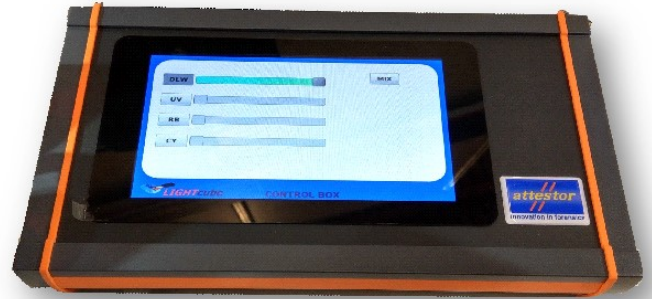
NEW

The new multifunction CONTROLbox system is designed to give you full control over LIGHTcubes and more with a multilingual 7" color touch screen display

With **CONTROLbox BASIC** and **PRO**, not only can **LIGHTcubes** be manually controlled via their individual back control panels, you can control all your modules at once, mix colors, and even save your settings for later.

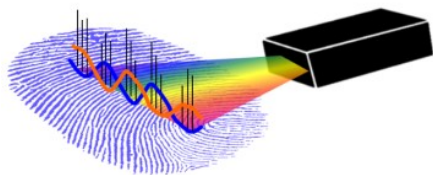
BASIC:

- Turn light sources on, off, or adjust their intensity
- Mix and use different combinations of light colors
- Compatible with all LIGHTcube types
- Control system has three different connections
- Optional upgrades for more connection options
- Modules can still be controlled manually via the membrane panel on the back of each module if needed



PRO:

- All the functions included in the BASIC version
- Additional advanced features let you further control your light sources and even save lighting settings and combinations for later use
- Dial control option for adjustment in addition to the touch screen control
- Connect our Pro to workstations like PHOTOvent and easily adjust the fan strength of your ventilation system, use our filter management system to monitor your filter saturation, and adjust your workstation height



LIGHTcube Series

High quality forensic light sources can be hard to find and costly, and many departments find they have different needs for the lab and crime scene, meaning more equipment is often needed. The **LIGHTcube** series is our solution.

We offer a broad range of light sources that are high quality and modular, so they can be used at both the lab and crime scene. Our light sources are easy to clean, and simple to use alone or with other light sources. Our modular system makes it easy to swap and combine modules to get exactly what you need for any situation. Each module can be adjusted in intensity and light angle to provide the ideal viewing and photography settings.

The top and bottom of each module features a mechanical quick release fastener. When connecting a **LIGHTcube** module to another compatible device, it automatically connects both the power and control bus, which allows multiple modules of the same color to be operated at once via a superior system such as the **LABview** system. All modules can be connected to our portable corded or rechargeable cordless handle setups for maximum versatility.

All of our modules, filters, and goggles utilize a practical color-coding system, so finding the right filter and goggles to use with each light source is quick and easy. We also offer custom camera filter options so you can upgrade your current photography systems and use them with our forensic light sources.

Our new mounting and control systems, **LIGHTrail** and **CONTROLbox** expand compatibility options. You can use our light sources with your workstations and photography systems or ours, and **CONTROLbox** provides full workstation control and advanced light source configuration options.

For info and guidance on selecting the correct wavelength for an application, please see the separate **LIGHTcube** application guide.



Available Colors

Neutral White
5000K

Daylight White
6500K

UV 365
wide angle

IR 850
narrow angle

Violet 410
wide angle

Violet 410
narrow angle

Royal Blue 447
wide angle

Royal Blue 447
narrow angle

Blue-Green 470
wide angle

Blue-Green 470
narrow angle

Cyan 505
wide angle

Cyan 505
narrow angle

Pure Green 530
wide angle

Pure Green 530
narrow angle

Orange 590
wide angle

Orange 590
narrow angle

Red 630
wide angle

Red 630
narrow angle

Authorised Reseller:



Made in Germany

This is a product info brochure. Images might not be true to scale. Binding is solely the separately available technical specification. Attestor Forensics GmbH reserves the right to alter the design or specifications without prior notice.
LIGHTcube 200821_01_EN

Attestor Forensics GmbH

Zeppelinstr. 28
D-88410 Bad Wurzach

attestor@attestor-forensics.com

www.attestor-forensics.com

