

Specifications

Conditions of Sale

STANDARD: The seller's standard conditions of sale set forth in Price Sheet 150 apply.

SPECIAL TO THIS PRODUCT:

SPECIFICATION NOTES: S&C "QR" Speed Positrol Fuse Links are interchangeable mechanically—and with respect to time-current characteristics—with Kearney Type "QA" fuse links.

All S&C Positrol Fuse Links have removable button heads to accommodate cutout fuse tubes with arc-shortening rods.

SPECIFICATION DEVIATIONS: Special length fuse links cannot be supplied.

How to Order Positrol Fuse Links





Obtain the catalog number of the fuse link in the desired style and rating from Tables 1 through 8. Note: Fuse links in ratings through 100 amperes are sold in packs of five or overpacks of 25. Minimum ordering quantity is five. Fuse links in ratings greater than 100 amperes are sold in packs of one or overpacks of five. Minimum ordering quantity is five.

Carton-style packing is available for "Fuse Links, Universal Style—Not usable in Positect™ Cutouts," rated 100 A and lower. This style of packing can be ordered by adding "-X" to the catalog number. Please contact your local S&C representative for availability.

★ S&C Positrol Fuse Links are manufactured in accordance with a quality system certified to ISO 9001, and they are Rural Utilities Service (RUS) accepted.



Table 1. Fuse Links, Universal Style—Not Usable in Positect™ Cutouts

S&C Standard Speed ^① (TCC No. 123-6)		S&C “K” Speed ^② (TCC No. 165-6)		S&C “T” Speed ^③ (TCC No. 170-6)		S&C “QR” Speed ^{④ ⑤} (TCC No. 166-6)	
 23-Inch (584 mm) Overall Length		 23-Inch (584 mm) Overall Length		 23-Inch (584 mm) Overall Length		 23-Inch (584 mm) Overall Length	
Rating, Amperes	Catalog Number	Rating, Amperes	Catalog Number	Rating, Amperes	Catalog Number	Rating, Amperes	Catalog Number
1	64001R1	▲		▲		1QR	338001R1
2	64002R1	▲		▲		2QR	338002R1
3	64003R1	▲		▲		3QR	338003R1
5	64005R1					5QR	338005R1
7	64007R1	6K	265006R1	6T	279006R1	7QR	338007R1
		8K	265008R1	8T	279008R1	8QR	338008R1
10	64010R1	10K	265010R1	10T	279010R1	10QR	338010R1
		12K	265012R1	12T	279012R1		
15	64015R1	15K	265015R1	15T	279015R1	15QR	338015R1
20	64020R1	20K	265020R1	20T	279020R1	20QR	338020R1
25	64025R1	25K	265025R1	25T	279025R1	25QR	338025R1
30	64030R1	30K	265030R1	30T	279030R1	30QR	338030R1
40	64040R1	40K	265040R1	40T	279040R1	40QR	338040R1
50	64050R1	50K	265050R1	50T	279050R1	50QR	338050R1
						60QR	338060R1
65	64065R1	65K	265065R1	65T	279065R1		
						75QR	338075R1
80	64080R1	80K	265080R1	80T	279080R1		
100	64100R1	100K	265100R1	100T	279100R1	100QR	338100R1
125	64125R2■					125QR	355125R1■
		140K	265140R2■	140T	279140R1■		
150	64150R2■					150QR	355150R1■
200	64200R2■	200K	265200R2■	200T	279200R1■	175QR	355175R1■
						200QR	355200R1■

① These fuse links replace obsolete S&C Extra-Performance Style Fuse Link catalog numbers 334XXX.

② These fuse links replace obsolete S&C Extra-Performance Style Fuse Link catalog numbers 335XXX.

③ These fuse links replace obsolete S&C Extra-Performance Style Fuse Link catalog numbers 336XXX.

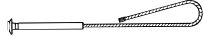
④ These fuse links replace obsolete S&C Extra-Performance Style Fuse Link catalog numbers 337XXX for ratings through 100 amperes and catalog numbers 356XXX for ratings above 100 amperes.

⑤ These fuse links are interchangeable mechanically—and with respect to time-current characteristics—with Kearney Type “QA” fuse links. For optional cable adapters for use with S&C “QR” Speed fuse links, see Table 9 on page 5.

■ For use in 200-ampere cutouts.

▲ The 1-, 2-, and 3-ampere S&C Standard Speed Positrol Fuse Links meet requirements for coordination with fuse links rated 6K and 6T amperes as specified in IEEE Standard C37.42, and are recommended for use in “K” and “T” Speed fuse-link coordination schemes.

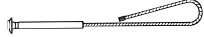
Table 2. Fuse Links, Universal Style—Not Usable in Positrect™ Cutouts

S&C “N” Speed ^① (TCC No. 167-6)	
 23-Inch (584 mm) Overall Length	
Rating, Amperes	Catalog Number
5N	267005R4
8N	267008R4
10N	267010R4
15N	267015R4
20N	267020R4
25N	267025R4
30N	267030R4
40N	267040R4
45N	267045R4
50N	267050R4
65N	267065R4
75N	267075R4
85N	267085R4
95N	267095R4
100N	267100R4
125N	267125R4■
150N	267150R4■
200N	267200R4■

① These fuse links are interchangeable (with respect to time-current characteristics) with discontinued GE Models 9F1C and 9F51AAN series fuse links.

■ For use in 200-ampere cutouts.


Table 3. Fuse Links, Universal Style—Not Usable in Positrect™ Cutouts

S&C “QR” Speed ^① (TCC No. 166-6A)	
 23-Inch (584 mm) Overall Length	
Rating, Amperes	Catalog Number
125 QR	338125R1■
150 QR	338150R1■

① These fuse links are interchangeable mechanically—and with respect to time-current characteristics—with Kearney Type “QA” fuse links. For optional cable adapters for use with S&C “QR” Speed fuse links, see Table 9 on page 5.

■ For use in 100-ampere cutouts.

Table 4. Fuse Links, Universal Style—Not Usable in Positrect™ Cutouts

S&C Coordinating Speed (TCC No. 172-6)	
 23-Inch (584 mm) Overall Length	
Rating, Amperes	Catalog Number
101	179101R1◆
102	179102R1◆
103	179103R1◆

◆ For use in 100-ampere cutouts.

Table 5. Fuse Links, Universal Style—Usable in Positect™ Cutouts


S&C Standard Speed (TCC No. 123-6)	
	
23-Inch (584 mm) Overall Length	
Rating, Amperes	Catalog Number
1	364001
2	364002
3	364003
5	364005
7	364007
10	364010
15	364015
20	364020
25	364025
30	364030
40	364040
50	364050
65	364065
80	364080
100	364100

Table 7. Fuse Links, Indicating Style—Usable in Positect™ Cutouts Only


S&C Standard Speed (TCC No. 123-6)	
	
10-Inch (254 mm) Overall Length	
Rating, Amperes	Catalog Number
3	115003
5	115005
7	115007
10	115010
15	115015
20	115020
25	115025
30	115030
40	115040
50	115050
65	115065
80	115080
100	115100

Table 6. Fuse Links—Open Style

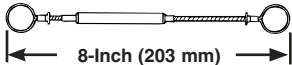

S&C Standard Speed (TCC No. 123-6)	
	
8-Inch (203 mm)	
Rating, Amperes	Catalog Number
1	77401
2	77402
3	77403
5	77405
7	77407
10	77410
15	77415
20	77420
25	77425

Table 8. Fuse Links, Universal Style—Usable in Positect™ Cutouts

S&C “Y” Speed (TCC No. 158-6)	
Rating, Amperes	Catalog Number
135 Y	364100-S100

Table 9. Adapters for S&C “QR” Speed Positrol Fuse Links (Universal Style)①

Description	Add Suffix to Catalog Number of Link	Fuse Link Rating, Amperes
Cable adapter 	-U	1 QR—100 QR 125 QR—150 QR

① For adapting fuse link for use in cutouts having bolt-type connections for upper and lower fuse-link cables. Overall length of all “QR” Speed Positrol Fuse Links equipped with suffix “-U” cable adapter is 23 inches (584 mm).

Table 10. Optional Features

Item	Add Suffix to Catalog Number of Link	Fuse Link	
		Style①	Rating, Amperes
Cable adapter and color-coded ampere rating flag②③	-S100	Universal	1—5 6K—100K 6T—100T
Extra-long cable (provides 29 inches (737 mm) overall fuse link length)	-L29	Universal	1—200 6K—200K 6T—200T 1QR—200QR 5N—200N 101 Coord—103 Coord
Carton-style packing option④	-X	Universal	1—100 6K—100K 6T—100T 1QR—100QR 125QR—150QR (For use in 100-ampere cutouts) 5N—100N 101 Coord—103 Coord

① Not usable in Positrect™ Cutouts.

② For adapting fuse link for use in cutouts having bolt-type connections for upper and lower fuse-link cables.

③ Flag colors for Standard Speed fuse links are as follows: 1—Brown, 2—Red, 3—Orange, 5—Yellow. Flag colors for “T” and “K” Speed fuse links are as follows: 6T and 6K—Tan, 8T and 8K—Green, 10T and 10K—Blue, 12T and 12K—Pink, 15T and 15K—Violet, 20T and 20K—Gray, 25T and 25K—Clear, 30T and 30K—White, 40T and 40K—Black, 50T and 50K—Silver, 65T and 65K—None, 80T and 80K—None, 100T and 100K—None.

④ Contact local S&C Representative for availability