

Shanghai Jiameng International Trading Co.,Ltd.

Add: Room 4F, No.58 Xinjinqiao Road, Pudong
New Area, Shanghai, P.R.C. 201206

Tel: +86-21-61656998

Fax: +86-21-61656995

Jiangsu Jiameng Electrical Equipment Co.,Ltd.

Add: No.5 Zhongli Road, Binhai Industrial Zone
Qidong, Jiangsu, P.R.C. 226236

Tel: +86-513-83900000

Fax: +86-513-83601858

www.melec.com.cn

Email: info@melec.com.cn



Low Voltage ABC Accessories

Product Catalogue

All Rights Reserved 2018

Also available:

- Cable Lugs and Connectors Product Catalogue
- Heat Shrink Product Catalogue

MELEC Make Cable Connections More Reliable

ABOUT MELEC

Shanghai JiaMeng Electrical Equipment Co., Ltd. also known as MELEC, was founded in 1992. In 2011, both of our subsidiaries, Jiangsu JiaMeng Electrical Equipment Co., Ltd. and Shanghai Jiameng International Trading Co., Ltd. were formed. We are specialized in production of high quality cable accessories. Our company has expanded to more than 450 employees with a factory compound of more than 50,000 square meters. Our products include cable lugs, cable connectors, aerial bundle cable accessories, and heat shrink accessories.

OUR PROGRESS

Directed by a group of experienced professionals and certified by ISO 9001:2015 Quality Management Systems, most of our products have met IEC, NFC and EN international standard. By matching up with the highest requirements along with our ever advancing technology, MELEC is gradually gaining reputation in both quality and reliability.

Our in-house laboratory has been established for over a decade, and our rich experiences and advanced equipments enable us to bring more value to our customers. We have offered 500 different products and are sold to over 100 countries across the globe. We will continue our dedicated effort to improve product performance and reliability with our expertise and resources.

OUR VALUES

Our mission is to make the best of what we do, we determine to provide quality products and services to our customers, and help our customers to achieve their goals. We are forerunners in many areas of our field, and we will continue to improve ourselves to set the industry's trend. We have exceptional business ethic and work ethic, we value the importance of honesty, and we always get things done as we promised. We believe reliable products come from responsible people. We look forward to providing new products, expanded technical support and improved service to help your business proving new products expanded technical support and improved service to help your business reach the higher level of success.



Three main types of LV-ABC system according to HD626



LV-ABC lines with insulated neutral messenger

LV-ABC line with insulated neutral messenger wire system consists of 3 insulated aluminium alloy phase conductors and 1 insulated aluminium alloy neutral messenger. The 3 insulated phase conductors hold the same mechanical strength and cross section while the insulated neutral conductor holds higher mechanical strength. When straining the line, only the insulated neutral conductor is loaded as the suspension unit. Additional 1 or 2 insulated aluminium conductors with cross sections of 16 mm² or 25 mm² may be applied as pilot wire or for street lighting.



Self-supporting LV-ABC lines

The self-supporting system consists of 4 insulated aluminium alloy conductors. The 4 insulated conductors hold the same mechanical strength and cross section. When straining the line, all 4 conductors are allocated to share the pulling force identically. Additional 1 or 2 insulated aluminium conductors with cross sections of 16 mm² or 25mm² may be applied as pilot wire or for street lighting.



LV-ABC lines with bare neutral messenger

LV-ABC Line with bare neutral messenger wire system consists of 3 insulated aluminium alloy phase conductors and 1 aluminium alloy neutral messenger without insulation. The 3 insulated phase conductors hold the same mechanical strength and cross section while the bare neutral conductor holds higher mechanical strength. When straining the line, only the bare neutral conductor is loaded as the suspension unit. Additional 1 or 2 insulated aluminium conductors with cross sections of 16 mm² or 25mm² may be applied as pilot wire or for street lighting.

Contents

CONNECTORS

· JBC, INSULATION PIERCING CONNECTOR	02
· JBC/PG, INSULATION PIERCING CONNECTOR	03
· JBT, INSULATION PIERCING CONNECTOR	04
· JBD, INSULATION PIERCING CONNECTOR	05
· JBE, BRANCH CONNECTOR	06
· CPTAU, PRE-INSULATED BIMETAL LUG	07
· MJPB, PRE-INSULATED ALUMINIUM CONNECTOR	08
· MJPT, PRE-INSULATED ALUMINIUM CONNECTOR	09
· MJPTN, PRE-INSULATED ALUMINIUM CONNECTOR	10
· BPC, MECHANICAL PRE-INSULATED PIERCING CONNECTOR	10
· CCFBD, FUSE LINK	11
· PC, END CAP	11
· PMCC, EARTHING ADAPTOR	12
· FC, FAST CONNECTOR	12
· BCC, BRANCH FOR CONCENTRIC CONDUCTOR	13

TENSION AND SUSPENSION CLAMPS

· JBGA,JBGB, TENSION CLAMP	15
· JBEA-D,JBEB-D,JBEC-X, ANCHOR BRACKET	16
· F-ALMB,F-MB, SUSPENSION CLAMP	17
· F-MA, SUSPENSION CLAMP	17
· F-AL, SUSPENSION CLAMP	18
· F-MA/L, SUSPENSION CLAMP	18
· JBGB/L, TENSION CLAMP	18
· TC,TENSION CLAMP	19
· SPC, SUSPENSION CLAMP	19
· SPD, SUSPENSION CLAMP	20

OTHERS

· TCHA,TENSION CLAMP	22
· PA,TENSION CLAMP	22
· FHA, TENSION CLAMP	22
· CAB, STAINLESS ANCHORING BRACKET	23
· GD, NC & W001, STAINLESS STEEL STRAP AND ACCESSORIES	23
· BIC, FIXING CABLE TIE	24
· ZD, CABLE TIE	24
· FNA, FNB, FIXING NAIL	24
· HOOKS	25-28
· ST, CABLE PULLER	29
· RT, CABLE PULLER	29
· JCQ, FORK WRENCH	30

01/13

CONNECTORS

1. INSULATION PIERCING CONNECTORS	01-05
2. BRANCH CONNECTOR	06
3. PRE-INSULATED LUG AND CONNECTOR	07-10
4. MECHANICAL PRE-INSULATED PIERCING CONNECTOR	10
5. FUSE LINK AND END CAP	11
6. EARTHING ADAPTER AND FAST CONNECTOR	12
7. BRANCH FOR CONCENTRIC CONDUCTOR	13



JBC,INSULATION PIERCING CONNECTOR

JBC insulation piercing connectors are applicable for all types of LV-ABC conductors as well as connections in service line system, building electrical system and street lighting system. Installation of JBC can be easily done by tightening bolts to force teeth penetrate insulation of main line and tap line simultaneously. Stripping of insulation is avoided for both lines.



- Used for branch connection
- Main line: insulated aluminium cable
- Tap line: insulated aluminium cable or insulated copper cable
- Body is moulded from high strength and weather resistant material.
- Special designed shear head bolt allows efficient installation within specific shear-off torque. Constant force ensures teeth penetrate cable without damaging mechanical strength of conductor.
- Elastic seal and silicone grease are applied to guarantee excellent waterproof and corrosion resistant performance.
- End cap is attached to body. No loose parts could fall off during installation.
- Easy and safe installation
- Tested by dielectrical voltage of 6kV for 1 minute under water.
- Standard: EN 50483-4, NF C 33-020, NF C 33-004

Type	Main Conductor Size(mm ²)	Tap Conductor Size(mm ²)	Number of Bolts	Shear-off Torque (Nm)	Pack (pcs)
JBC10-35/1.5-6	10-35	1.5-6	1	9	50x4
JBC10-95/1.5-10	10-95	1.5-10	1	9	50x4
JBC16-70/16-70	16-70	16-70	1	13	20x4
JBC16-95/2.5-35	16-95	2.5-35	1	15	20x4
JBC25-95/25-95	25-95	25-95	1	18	15x4
JBC25-120/25-120	25-120	25-120	1	20	12x4
JBC35-150/6-35	35-150	6-35	1	17	20x4
JBC35-150/35-150	35-150	35-150	1	25	10x4
JBC35-150/35-150/2	35-150	35-150	2	20	6x4

Fork wrench please refer to JCQ, page 30

JBC/PG, INSULATION PIERCING CONNECTOR

JBC/PG insulation piercing connectors are applicable for all types of LV-ABC conductors as well as connections in service line system, building electrical system and street lighting system. Installation of JBC/PG can be easily done by tightening bolts to force teeth penetrate insulation of main line and tap line simultaneously. Stripping of insulation is avoided for both lines.



JBC/PG

- Used for parallel groove connection or branch connection
- Main line: insulated aluminium cable
- Tap line: insulated aluminium cable or insulated copper cable
- Body is moulded from high strength and weather resistant materials.
- Special designed shear head bolt allows efficient installation within specific shear-off torque. Constant force ensures teeth penetrate cable without damaging mechanical strength of conductor.
- Elastic seal and silicone grease are applied to guarantee excellent waterproof and corrosion resistant performance.
- End cap is attached to body.No loose parts could fall off during installation.
- Easy and safe installation
- Tested by dielectrical voltage of 6kV for 1 minute under water.
- Standard: EN 50483-4, NF C 33-020, NF C 33-004

Type	Main Conductor Size(mm ²)	Tap Conductor Size(mm ²)	Number of Bolts	Shear-off Torque (Nm)	Pack (pcs)
JBC6-35/6-35/PG	6-35	6-35	1	12	40x4
JBC16-70/6-35/PG	16-70	6-35	1	12	30x4
JBC16-95/2.5-35/PG	16-95	2.5-35	1	13	30x4
JBC25-95/25-95/PG	25-95	25-95	1	18	20x4
JBC25-95/25-95/2/PG	25-95	25-95	2	13	16x4
JBC25-120/25-120/PG	25-120	25-120	1	20	15x4
JBC35-150/6-35/PG	35-150	6-35	1	18	25x4
JBC95-185/6-35/PG	95-185	6-35	1	17	20x4
JBC120-240/25-120/PG	120-240	25-120	1	25	12x4
JBC35-185/35-185/2/PG	35-185	35-185	2	25	6x4
JBC95-240/95-240/2/PG	95-240	95-240	2	25	6x4
JBC35-150/35-150/PG/A	35-150	35-150	1	25	15x4

JBT, INSULATION PIERCING CONNECTOR

JBT insulation piercing connectors are applicable for low voltage aerial cables. These connectors are used to establish connections between bare aluminium cable and insulated aluminium cable or insulated copper cable. Installation of JBT can be easily done by tightening bolts while main line and tap line are connected simultaneously. Stripping of insulation is avoided for tap line.



JBT

- Used for branch connection
- Main line: bare aluminium cable
- Tap line: insulated aluminium cable or insulated copper cable
- Body is moulded from tough and weather resistant materials.
- Special designed shear head bolt allows efficient installation within specific shear-off torque. Constant force ensures teeth penetrate cable without damaging mechanical strength of conductor.
- Elastic seal and silicone grease are applied to guarantee excellent waterproof and corrosion resistant performance.
- End cap is attached to body. No loose parts could fall off during installation.
- Easy and safe installation
- Tested for watertightness test.
- Standard: EN 50483-4, NF C 33-020, NF C 33-004

Type	Main Conductor Size(mm ²)	Tap Conductor Size(mm ²)	Bolts	Shear-off Torque (Nm)	Pack (pcs)
JBT35-95/6-35	35-95	6-35	1	12	20x4
JBT35-120/25-95	35-120	25-95	1	25	10x4

JBD, INSULATION PIERCING CONNECTOR

JBD insulation piercing connectors are applicable for low voltage aerial cables. These connectors are used to establish T-connections and Joint-connections. Main line is pierced by teeth without being stripped of insulation while tap line should be stripped of insulation before being inserted into the hole. Shear head bolts applied for main line.

- Used for branch connection
- Main line: insulated aluminium cable
- Tap line: bare aluminium cable or bare copper cable
- Connector body is made of aluminium alloy with high mechanical strength and ensures stable performance.
- Special designed shear head bolt allows efficient installation within specific shear-off torque. Constant force ensures teeth penetrate cable without damaging mechanical strength of conductor.
- Insulation sheath provides superior waterproof.
- Standard: EN 50483-4, NF C 33-020, NF C 33-004



JBD

Type	Main Conductor Size(mm ²)	Tap Conductor Size(mm ²)	Number of Bolts (Tap)	Shear-off Torque (Nm)	Pack (pcs)
JBD16-25/4-25	16-25	4-25	1	13	20x4
JBD35-70/6-25	35-70	6-25	1	16.5	20x4
JBD35-95/4-50	35-95	4-50	1	16.5	20x4
JBD35-95/6-50	35-95	6-50	1	16.5	20x4
JBD35-70/35-70/2	35-70	35-70	2	16.5	20x4
JBD35-95/6-50/2	35-95	6-50	2	16.5	20x4
JBD70-150/4-50/2	70-150	4-50	2	16.5	15x4


JBE, BRANCH CONNECTOR

JBE branch connectors are applicable for connecting Al-Al and Al-Cu conductors for low voltage aerial cables.

- Connector body is made of aluminium alloy with high mechanical strength and ensures stable performance.
- JBE has two types. One can connect 1-2 tap lines, the other can connect 1-4 tap lines. Type selection is up to numbers of tap lines to be connected.
- JBE without silicone gel can only connect aluminium cables, while JBE with silicone gel can connect both Al-Al and Al-Cu cables.
- Standard: IEC 61238-1:2003, ANSI C119.4-2011



JBE



Without silicone gel

Type	Main Conductor Size Al (mm ²)	Tap Conductor Size Al (mm ²)	Numbers of Tap Conductor	Pack (pcs)
JBE35-120/6-50/2P	35-120	6-50	1-2	14x4
JBE35-120/6-50/4P	35-120	6-50	1-4	10x4

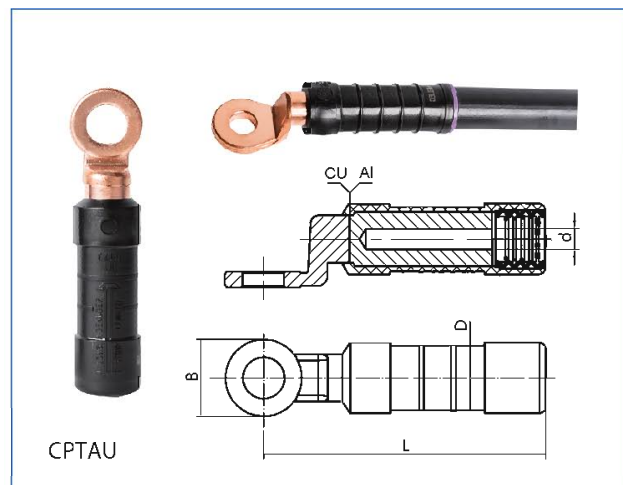
With silicone gel

Type	Main Conductor Size Al (mm ²)	Tap Conductor Size Al or Cu (mm ²)	Numbers of Tap Conductor	Pack (pcs)
JBE35-120/6-50/2P-G	35-120	6-50	1-2	10x4
JBE35-120/6-50/4P-G	35-120	6-50	1-4	8x4

CPTAU, PRE-INSULATED BIMETAL LUG

CPTAU pre-insulated bimetal lugs are used to establish connection between low voltage aerial cable and electrical equipments.

- Material: palm:Cu≥99.9% , barrel:Al≥99.5%
- Insulation sheath is made of weather and UV resistant material
- Clear markings on insulation sheath to indicate crimping die, crimping sequence and times,cross-section of conductor and stripping length.
- Cross-section of conductor can be easily identified by the color of elastomeric cap.
- Elastomeric cap and pre-filled silicone grease ensure superior waterproof.
- Stripping of cable insulation is required before insertion.
- Tested for watertightness test.
- Standard: EN 50483-4, NF C 33-021

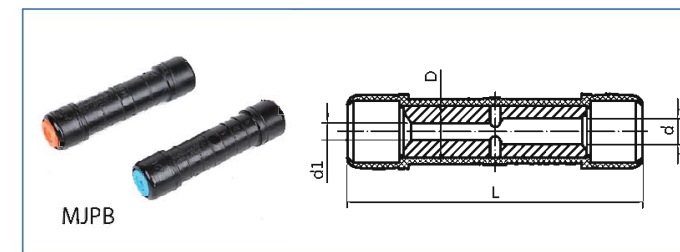


Type	Conductor Size (mm ²)	Dimensions(mm)				Stud Size	Color Code	Pack (pcs)	Crimping Die
		L	d	D	B				
CPTAU16-10	16	65	5.3	16	20	M10	blue	120x4	E140
CPTAU25-12	25	88	6.5	20	24	M12	orange	60x4	E173
CPTAU35-12	35	88	7.9	20	24	M12	red	60x4	E173
CPTAU50-12	50	88	8.8	20	24	M12	yellow	60x4	E173
CPTAU54.6-12	54.6	88	10	20	24	M12	black	60x4	E173
CPTAU70-12	70	88	10.4	20	24	M12	white	60x4	E173
CPTAU95-12	95	88	12.3	20	24	M12	grey	60x4	E173
CPTAU120-12	120	102.5	14.2	25	30.5	M12	pink	40x4	E215
CPTAU150-12	150	102.5	15.5	25	30.5	M12	violet	40x4	E215

MJPB, PRE-INSULATED ALUMINIUM CONNECTOR

MJPB pre-insulated connectors are designed for service and lighting cables.

- Material: Al≥99.5%
- Insulation sheath is made of weather and UV resistant material.
- Clear markings on insulation sheath to indicate crimping die, crimping sequence and times, cross-section of conductor and stripping length.
- Cross-section of conductor can be easily identified by the color of elastomeric cap.
- Elastomeric caps and pre-filled silicone grease ensure superior waterproof.
- Stripping of cable insulation is required before insertion.
- Tested by dielectrical voltage of 6kV for 1 minute under water.
- Standard: EN 50483-4 , NF C 33-021

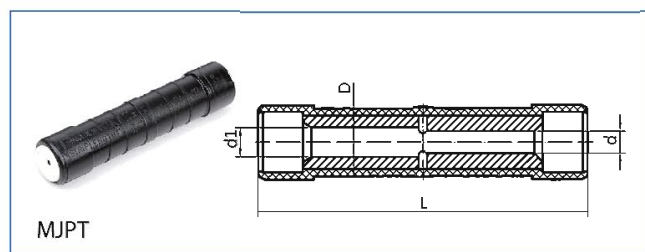


Type	Conductor Size(mm ²)	Dimensions(mm)				Color Code	Pack (pcs)	Crimping Die
		L	d	D	d1			
MJPB4/4	4	74	2.9	16	2.9	ivory	150x4	E140
MJPB4/6	4/6	74	3.3	16	2.9	ivory/brown	150x4	E140
MJPB4/10	4/10	74	4.3	16	2.9	ivory/green	150x4	E140
MJPB4/16	4/16	74	5.3	16	2.9	ivory/blue	150x4	E140
MJPB4/25	4/25	74	6.5	16	2.9	ivory/orange	150x4	E140
MJPB6/6	6	74	3.3	16	3.3	brown	150x4	E140
MJPB6/10	6/10	74	4.3	16	3.3	brown/green	150x4	E140
MJPB6/16	6/16	74	5.3	16	3.3	brown/blue	150x4	E140
MJPB6/25	6/25	74	6.5	16	3.3	brown/orange	150x4	E140
MJPB6/35	6/35	74	7.9	16	3.3	brown/red	150x4	E140
MJPB10/10	10	74	4.3	16	4.3	green	150x4	E140
MJPB10/16	10/16	74	5.3	16	4.3	green/blue	150x4	E140
MJPB10/25	10/25	74	6.5	16	4.3	green/orange	150x4	E140
MJPB10/35	10/35	74	7.9	16	4.3	green/red	150x4	E140
MJPB16/16	16	74	5.3	16	5.3	blue	150x4	E140
MJPB16/25	16/25	74	6.5	16	5.3	blue/orange	150x4	E140
MJPB16/35	16/35	74	7.9	16	5.3	blue/red	150x4	E140
MJPB16/50	16/50	74	8.8	16	5.3	blue/yellow	150x4	E140
MJPB25/25	25	74	6.5	16	6.5	orange	150x4	E140
MJPB25/35	25/35	74	7.9	16	6.5	orange/red	150x4	E140
MJPB25/50	25/50	74	8.8	16	6.5	orange/yellow	150x4	E140
MJPB35/35	35	74	7.9	16	7.9	red	150x4	E140
MJPB35/50	35/50	74	8.8	16	7.9	red/yellow	150x4	E140

MJPT, PRE-INSULATED ALUMINIUM CONNECTOR

MJPT pre-insulated connectors are designed for LV-ABC systems with neutral messenger. MJPT is used on phase conductor.

- Material: Al≥99.5%
- Insulation sheath is made of weather and UV resistant material.
- Clear markings on insulation sheath to indicate crimping die, crimping sequence and times, cross-section of conductor and stripping length.
- Cross-section of conductor can be easily identified by the color of elastomeric cap.
- Elastomeric caps and pre-filled silicone grease ensure superior waterproof.
- Stripping of cable insulation is required before insertion.
- Tested by dielectrical voltage of 6kV for 1 minute under water.
- Standard: EN 50483-4 , NF C 33-021

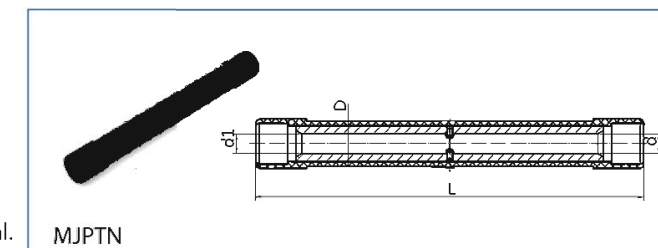


Type	Conductor Size(mm ²)	Dimensions(mm)				Color Code	Pack (pcs)	Crimping Die
		L	d	D	d1			
MJPT16/16D	16	98.5	5.3	20	5.3	blue	60x4	E173
MJPT25/25	25	98.5	6.5	20	6.5	orange	60x4	E173
MJPT35/25	35/25	98.5	6.5	20	7.9	red/orange	60x4	E173
MJPT35/35	35	98.5	7.9	20	7.9	red	60x4	E173
MJPT50/25	50/25	98.5	6.5	20	8.8	yellow/orange	60x4	E173
MJPT50/35	50/35	98.5	7.9	20	8.8	yellow/red	60x4	E173
MJPT50/50	50	98.5	8.8	20	8.8	yellow	60x4	E173
MJPT70/35	70/35	98.5	7.9	20	10.4	white/red	60x4	E173
MJPT70/50	70/50	98.5	8.8	20	10.4	white/yellow	60x4	E173
MJPT70/70	70	98.5	10.4	20	10.4	white	60x4	E173
MJPT95/35	95/35	98.5	7.9	20	12.2	grey/red	60x4	E173
MJPT95/50	95/50	98.5	8.8	20	12.2	grey/yellow	60x4	E173
MJPT95/70	95/70	98.5	10.4	20	12.2	grey/white	60x4	E173
MJPT95/95	95	98.5	12.2	20	12.2	grey	60x4	E173
MJPT120/120	120	136.5	14.3	25	14.3	pink	30x4	E215
MJPT150/70	150/70	136.5	10.4	25	15.5	violet/white	30x4	E215
MJPT150/95	150/95	136.5	12.2	25	15.5	violet/grey	30x4	E215
MJPT150/150	150	136.5	15.5	25	15.5	violet	30x4	E215

MJPTN, PRE-INSULATED ALUMINIUM CONNECTOR

MJPTN pre-insulated connectors are designed for LV-ABC systems with neutral messenger. MJPTN is used on neutral conductor.

- Material: Al≥99.5%
- Insulation sheath is made of weather and UV resistant material.
- Clear markings on insulation sheath to indicate crimping die, crimping sequence and times, cross-section of conductor and stripping length.
- Cross-section of conductor can be easily identified by color code of elastomeric cap.
- Elastomeric caps and pre-filled silicone grease ensure superior waterproof.
- Stripping of cable insulation is required before insertion.
- Tested by dielectrical voltage of 6kV for 1 minute under water.
- Standard: EN 50483-4 , NF C 33-021



Type	Conductor Size (mm ²)	Dimensions(mm)				Color Code	Crimping Die	Pack (pcs)
		L	d	D	d1			
MJPTN25/25	25	173.5	6.5	20	6.5	orange	E173	40x4
MJPTN35/35	35	173.5	7.6	20	7.6	red	E173	40x4
MJPTN50/50	50	173.5	8.8	20	8.8	yellow	E173	40x4
MJPTN54.6/54.6	54.6	173.5	10.2	20	10.2	black	E173	40x4
MJPTN54.6/70	54.6/70	173.5	10.2	20	10.6	black/white	E173	40x4
MJPTN70/70	70	173.5	10.6	20	10.6	white	E173	40x4
MJPTN95/95D	95	175.5	13.3	24.6	13.3	grey	E215	24x4

BPC, MECHANICAL PRE-INSULATED PIERCING CONNECTOR

BPC mechanical pre-insulated piercing connectors are designed for service and lighting cables.

- Connector body is made of aluminium alloy with high mechanical strength and ensures stable performance.
- Insulation sheath is made of weather and UV resistant material.
- Special designed shear head bolts allow efficient installation within specific shear-off torque. Constant force ensures teeth penetrate cable without damaging mechanical strength of conductor.
- Stripping of cable insulation is avoided by piercing connection for easy and safe installation.
- No loose parts could fall off during installation.
- Tested by dielectrical voltage of 6kV for 1 minute under water.
- Standard: EN 50483-4, NF C 33-020



Type	Conductor Size(mm ²)	Shear-off Torque (Nm)	Pack (pcs)
BPC- P4-35	4-35	10	30x4

CCFBD, FUSE LINK

CCFBD removable fuse links are used to integrate a break point on LV-ABC lines.

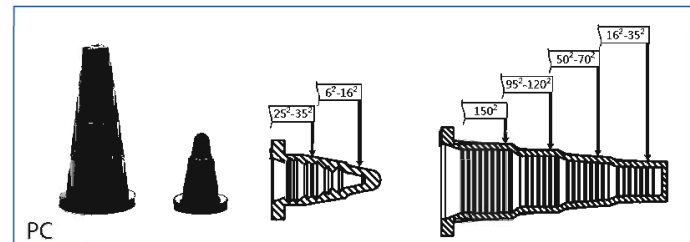


- Equipped with aluminium tube, material: Al \geq 99.5%
- Insulation sheath is made of weather and UV resistant material.
- Clear markings on insulation sheath to indicate crimping die, crimping sequence and times, cross-section of conductor and stripping length.
- Possible to insert a fuse from 4A to 125A of 22x58 dimension.
- Connection and disconnection under load up to 60A max.
- End cap is attached to body, no loose parts could fall off during installation.
- Tested by dielectrical voltage of 6kV for 1 minute under water.
- Standard: CCFBD: EN 50483-4, NF C33-021
Fuse: IEC 269-2, NF C 63-210

Type	Conductor Size (mm ²)	Failure Load(kN)	Color Code	Pack (pcs)	Crimping die
CCFBD16-6	16/6	0.3	blue/brown	10x4	E140
CCFBD16-10	16/10	0.3	blue/green	10x4	E140
CCFBD16-16	16	0.3	blue	10x4	E140
CCFBD25-10	25/10	0.3	orange/green	10x4	E140
CCFBD25-16	25/16	0.3	orange/blue	10x4	E140
CCFBD25-25	25	0.3	orange	10x4	E140

PC, END CAP

PC end caps are used to waterproof and insulate cable ends.



- PC is made of TPE which can provide high flexibility and perfect insulation.
- Anti-aging and UV resistant
- Wedge design with span range, each span corresponding to different cable sizes.
- Reduce stock.
- Easy for installation.
- Standard: EN 50483-4, NF C 33-020

Type	Conductor Size (mm ²)	Pack (pcs)
PC6-35	6-35	3000
PC16-150	16-150	1000

PMCC, EARTHING ADAPTER

PMCC is used together with earthing equipment for earthing or with device for checking short circuit.



- Suitable for all piercing connectors with tap conductor of 25 mm².
- Insulation sheath is made of weather resistant material and contact stud is made of brass.
- Breakable tags are designed as indications for phase or neutral conductor.
- Tested by dielectrical voltage of 6kV for 1 minute under water.
- Standard: NF C 33-020

Type	Conductor Size (mm ²)	Failure Load(kN)	Pack (pcs)
PMCC25	25	1.2	30x4

FC, FAST CONNECTOR

Fast Connector has been designed to rapidly connect service line to the low voltage overhead distribution system, with a range of 4-16mm².

- Material of hexagonal copper bar: Cu \geq 99.9%
- Insulation sheath is made of weather resistant and anti-UV material.
- It should be used with NEOZED fuse to ensure good performance.



Type	Conductor Size (mm ²)	Pack (pcs)
FC4-16	4-16	100

BCC, BRANCH FOR CONCENTRIC CONDUCTOR

BCC acts like a shunt to keep concentric conductors sealed simply and practically. It is designed as intermediate accessories, to allow separating the concentric cables into their phases and neutral conductors inside the shunt keeping the deviation protected and insulated. They must be installed together with insulation piercing connectors in order to make electric connection.

- Manufactured with weather resistant material and without any metallic component which guarantees a safe installation without any risks for the operator.
- Easy installation, enabling the concentric cable to link the connectors as if it was a conventional home distribution system.
- No additional tools and staff training are required.
- Wide application range
- It is applicable to all types of insulation piercing connector.



BCC



Type	Conductor Size (mm ²)	Pack (pcs)
BCC6/6	6/6	250


14/20

TENSION AND SUSPENSION CLAMPS

1. TENSION AND SUSPENSION CLAMPS FOR NEUTRAL MESSENGER SYSTEM
2. TENSION AND SUSPENSION CLAMPS FOR SELF SUPPORTING SYSTEM

15-18


19-20



JBGA, JBGB, TENSION CLAMP

JBGA and JBGB tension clamps are used to anchor and tighten low voltage aerial cables with insulated neutral messenger.

- JBGA clamp body is made of corrosion resistant extruded aluminium alloy; Metal support is made of stainless steel; Wedges are made of weather resistant and anti-UV material with high mechanical strength.
- JBGB clamp body is casted of corrosion resistant aluminium alloy with high mechanical strength and metal support is made of stainless steel. Wedges are made of weather resistant and anti-UV material with high mechanical strength.
- Standard: EN 50483-3, NF C 33-041





Type	Conductor Size (mm ²)	Cable Diameter(mm)	Failure Load(kN)	Pack (pcs)
JBGA25-35/1000	25-35	8.5-11	10	9x4
JBGA54.6-70/1500	54.6-70	12-14	15	8x4
JBGA70-95/2000	70-95	12.9-16.1	20	6x4
JBGB25-35/1000	25-35	8.5-11	10	6x4
JBGB54.6-70/1500	54.6-70	12-14	15	5x4



JBEA-D, JBEB-D, JBEC-X, ANCHOR BRACKET

These anchor brackets are used together with JBGA or JBGB.

- JBEA-D15 and JBEB-D15 are casted by corrosion resistant aluminium alloy with high mechanical strength.
- JBEC-X1 is made of corrosion resistant extruded aluminium alloy with high mechanical strength.
- Standard: NF C 33-041



Type	Failure Load (kN)	Pack (pcs)
JBEA-D15	15(45° test) 21.75(18° test)	36
JBEB-D15	15(45° test) 21.75(18° test)	50
JBEC-X1	15(45° test) 21.75(18° test)	60

F-ALMB, F-MB SUSPENSION CLAMP

F-ALMB and F-MB suspension clamps are used to hang low voltage aerial cables on poles with insulated neutral messenger.

- Anchor bracket is made of corrosion resistant aluminium alloy with high mechanical strength.
- Clamp and ring pull are made of weather resistant and anti-UV material with high mechanical strength.
- Neutral messenger is placed in the groove and locked by an adjustable grip device to fit different cable sizes.
- Easy installation, without any additional tools.
- No loose parts could fall off during installation.
- Standard: EN 50483-3, NF C 33-040



Type	Conductor Size (mm ²)	Failure Load(kN)	Pack (pcs)
F-ALMB16-95	16-95	12	20
F-MB16-95	16-95	12	40

F-MA,SUSPENSION CLAMP

F-MA16-95/600 is used to hang low voltage aerial cables on poles with insulated neutral messenger.

- Made of corrosion resistant and anti-UV material with high mechanical strength.
- Neutral messenger is placed in the groove and locked by an adjustable grip device to fit different cable sizes.
- Easy installation without any additional tool.
- No loose parts could fall off during installation.
- Standard: EN 50483-3, NF C 33-040



Type	Conductor Size (mm ²)	Failure Load(kN)	Pack (pcs)
F-MA16-95/600	16-95	6	50

F-AL, SUSPENSION CLAMP

F-AL suspension clamp is used to hang low voltage aerial cables on poles with insulated neutral messenger.

- Made of corrosion resistant aluminium alloy with high mechanical strength and weather resistant and anti-UV material.
- Binding bolt equipped with wing nut allows tool free installation.
- No loose parts could fall off during installation.
- Standard: EN 50483-3, NF C 33-040



Type	Conductor Size (mm ²)	Failure Load(kN)	Pack (pcs)
F-AL16-95	16-95	22	50

F-MA/L, SUSPENSION CLAMP

F-MA/L is designed for the installation and suspension of low voltage aerial cables with bare neutral messenger.

- Made of weather resistant and anti-UV material with high mechanical strength.
- Bare neutral messenger messenger is placed in the groove and locked by an adjustable grip device to fit different cable sizes.
- Carborundum applied to the groove in order to increase friction between clamp and cable.
- Easy installation without any additional tool.
- No loose parts could fall off during installation.
- Standard: EN 50483-3, NF C 33-040




Type	Conductor Size(mm ²)	Failure Load(kN)	Pack (pcs)
F-MA16-95/600L	16-95	6	50

JBGB/L, TENSION CLAMP

JBGB 35-50L tension clamps are designed for low voltage aerial cables with bare neutral messenger.

- Clamp body is casted of corrosion resistant aluminum alloy with high mechanical strength and metal support is made of stainless steel.
- Wedges are made of weather resistant material and anti-UV material with high mechanical strength.
- Carborundum applied to the groove in order to increase friction between clamp and cable.
- Easy installation without any additional tool.
- No loose parts could fall off during installation.
- Standard: EN 50483-3, NF C 33-041



Type	Conductor Size (mm ²)	Cable Diameter(mm)	Failure Load(kN)	Pack (pcs)
JBGB35-50L	35-50	6.7-8.4	15	5x4

TC, TENSION CLAMP

TC tension clamps are applicable to four-core self-supporting low voltage aerial cables. These clamps are used for anchoring and tightening insulated conductors.

- Iron braces are made of steel strap with surface galvanized.
- Wedges are made of weather resistant and anti-UV material with high mechanical strength.
- Equipped with bolts.
- Strong springs between wedges facilitate the insertion of conductors.
- No loose parts could fall off during installation.



TC

Type	Conductor Size (mm ²)	Cable Diameter(mm)	Failure Load(kN)	Pack (pcs)
TC16-50/4	16-50	7-12	14.4	18
TC70-95/4	70-95	13-15.7	27.4	12
TC95-150/4	95-150	14.2-18.6	43.2	12
*TC50-120/4	50-120	10.8-16.7	20	12

Note: *TC50-120/4 is equipped with shear head bolts.

SPC, SUSPENSION CLAMP

SPC suspension clamps are designed for the installation and suspension of four-core self-supporting low voltage aerial cables lines on poles or walls.

- Clamp is made of steel strap with hot-dip galvanized on surface.
- Rubber part is made of weather resistant and ant-UV material.
- Equipped with shear head bolts. Constant installation torque is convenient for installation without any damage to cable insulation layer.
- No loose parts could fall off during installation.
- Standard: EN 50483-2



SPC

Type	Conductor Size (mm ²)	Failure Load(kN)	Pack (pcs)
SPC4x25	25	6	36
SPC4x35	35	6	36
SPC4x50	50	6	36
SPC4x70	70	10	36
SPC4x95	95	10	36
SPC4x120	120	10	36

SPD, SUSPENSION CLAMP

SPD suspension clamps are designed for installation and suspension of four-core self-supporting low voltage aerial cables on poles or walls. For straight lines and angles up to 90°.

- Clamp is made of corrosion resistant aluminium alloy with high mechanical strength.
- Plastic part is made of weather resistant and anti-UV material.
- Shear head bolt and wing nut allow no additional tool during installation.
- Constant installation torque is convenient for installation without any damage to cable insulation layer.
- No loose parts could fall off during installation.
- Standard: EN 50483-2




SPD

Type	Conductor Size (mm ²)	Cable Diameter(mm)	Pack (pcs)
SPD-120-1	2-4x(25-120) ≤30°	12-42	25
SPD-120-2	2-4x(25-50) ≤60° 2-4x(25-120) ≤30°	12-28 12-42	25
SPD-120-3	2-4x(25-120) ≤90°	12-42	12

21/29

OTHERS

1.TENSION CLAMPS FOR SERVICE LINE	22
2.ANCHOR BRACKET	23
3.STAINLESS STEEL STRAP AND ACCESSORIES	23
4.CABLE TIES	24
5.FIXING NAIL	24
6.HOOKS	25-28
7.CABLE PULLERS	29
8.FORK WRENCH	30



TCHA, TENSION CLAMP

TCHA tension clamp is applicable for service line system. This clamp is designed for anchoring and suspending insulated service line with 2 or 4 conductors on poles or walls.

- Iron braces are made of steel strap with surface galvanized.
- Wedges are made of weather resistant and anti-UV material with high mechanical strength.
- Strong springs between wedges facilitate the insertion of conductors.
- No loose parts could fall off during installation.




TCHA

Type	Conductor Size (mm ²)	Failure Load(kN)	Pack (pcs)
TCHA16-35/4	16-35	3.4	50

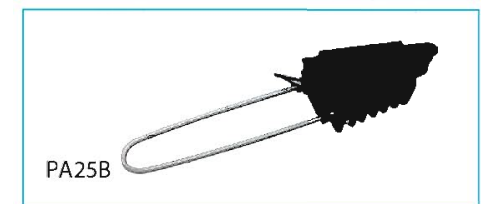
PA,TENSION CLAMP

PA25 tension clamps are designed for insulated service line with 2 or 4 conductors.

- Clamp is made of weather resistant and anti-UV material with high mechanical strength.
- Special designed buckle is used to prevent metal support slipping from clamp body.
- Easy installation without any additional tool.
- No loose parts could fall off during installation.
- Standard: NF C 33-042



PA25



PA25B

Type	Conductor Size (mm ²)	Failure Load(kN)	Pack (pcs)
PA25-2x16-25/4x16-25	2x16-4x25	1.9	48
PA25-2x16-25/4x16-25B	2x16-4x25	1.9	60

FHA, TENSION CLAMP

FHA205 tension clamp is used to anchor and tighten insulated service line on poles or walls.

- Clamp is made of weather resistant and anti-UV material with high mechanical strength.
- Easy installation without any additional tool.
- No loose parts could fall off during installation.
- Standard: NF C 33-042




FHA

Type	Conductor Size (mm ²)	Failure Load(kN)	Pack (pcs)
FHA205-16-70	16-70	2	80

CAB, STAINLESS ANCHORING BRACKET

CAB25 stainless steel anchor bracket is designed for service lines.

- Made of 304 stainless steel material.
- Used with FHA,PA tension clamps.



Type	Failure Load (kN)	Pack (pcs)
CAB25	2.0	150x4

GD, NC & W001, STAINLESS STEEL STRAP AND ACCESSORIES

Stainless steel straps are designed to attach cable protection, anchoring and suspension assemblies and other devices on poles. Straps and buckles are made of 304 stainless steel.

Installation

- Cut the strap into required length.
- Insert steel strap through buckle NC-20.
- Use Melec binding tool to fix the strap.



Type	Thickness x Width(mm)	Length/Roll(m)	Pack (pcs)
GD-0.4x20-GDH	0.4x20	50	5
GD-0.7x20-GDH	0.7x20	50	5

Type	Description	Pack (pcs)
NC-20	Buckles for Straps	300x4
W001	Binding tool	2x4

BIC, FIXING CABLE TIE

BIC fixing cable tie is used to fix low voltage aerial cables on poles or walls.

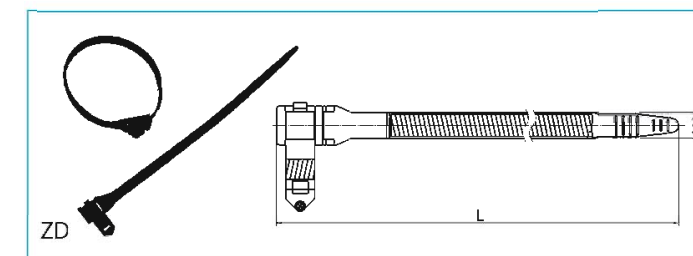
- Made of weather resistant and anti-UV material.



Type	Cable Diameter (mm)		Failure Load(N)	Pack (pcs)
	Min	Max		
BIC15-50	15	50	400	200
BIC50-90	50	90	400	100

ZD, CABLE TIE

ZD9X215K, nylon cable tie is made of weather resistant and anti-UV material.



Type	Cable Diameter (mm)		Closing withstand(N)	L(mm)	W(mm)	Pack (pcs)
	Min	Max				
ZD9X215K	15	57	350	246.5	9	1200

FNA, FNB FIXING NAIL

FNA and FNB fixing nails are designed for anchoring low voltage aerial cables. FNA is used on walls and FNB is used on wooden surfaces.

- Body and fixing tie are made of weather resistant and anti-UV material.
- Nail is made of medium carbon steel material with surface galvanized.
- Standard: NF C 33-040

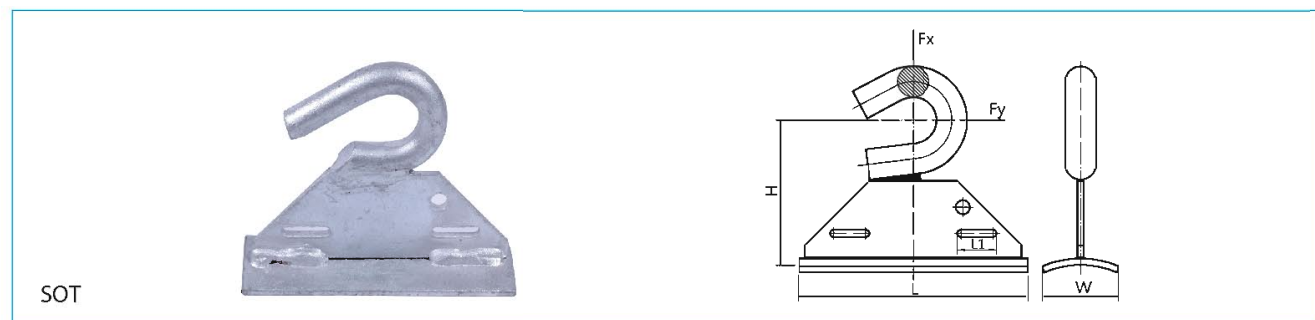


Type	Cable Diameter (mm)		Nail Length(mm)	Failure Load(N)	Pack (pcs)
	Min	Max			
FNA1-15-47	15	47	112	200	100
FNA6-15-47	15	47	158	200	100
FNA6-15-57	15	57	158	200	200
FNB5-12-47	12	47	114	200	100

SOT, HOOK

Hook SOT is designed for insulated aerial cables and service lines.

- Made of steel with hot-dip galvanized on surface.
- Hook can be installed on pole by using steel strap and steel buckle.

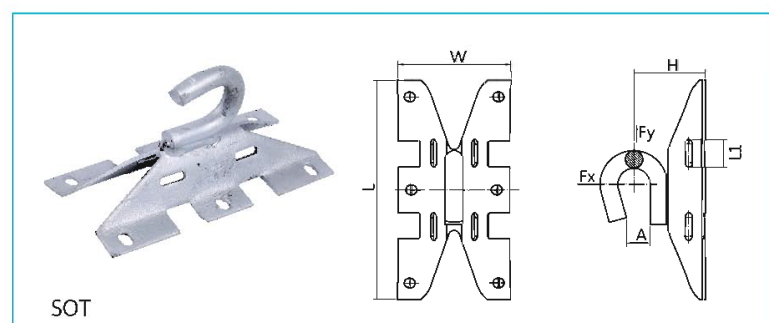


Type	Dimensions(mm)				Failure Load (kN)		Pack (pcs)
	L	L1	H	W	Fx	Fy	
SOT29.10	150	25	86	50	12.8	12.5	25
SOT39	150	25	91	50	22	17.7	25

SOT, HOOK

Hook SOT76 is designed for aerial cables and service lines.

- Made of steel with hot-dip galvanized on surface.
- Hook can be installed on pole by using steel strap and buckle, and also can be installed on wall by screws.

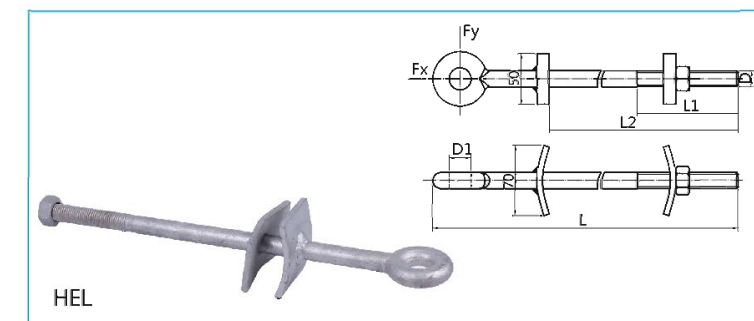


Type	Dimensions(mm)					Failure Load(kN)		Pack (pcs)
	L	L1	H	W	A	Fx	Fy	
SOT76	200	22	69	91	25	16.6	12.6	20

HEL, HOOK

Hook HEL is designed for aerial cables and service lines.

- Made of steel with hot-dip galvanized on surface.
- Installation length is freely adjusted through nut, flexible brace and welded brace.



Type	Dimensions(mm)					Failure Load (kN)		Pack (pcs)
	L	L1	L2	D	D1	Fx	Fy	
HEL5561	317	80	230	M16	22	39.2	6.8	30
HEL5562	367	80	230	M16	22	39.2	5	30
HEL5574	431	100	290	M20	22	39.2	10	20

HEL, HOOK

Hook HEL-5642 is used as hangers between the support fitting and the anchor or suspension clamp in areas where damage to the LV-ABC line could be expected from falling trees.

- Made of steel with hot-dip galvanized on surface.




Type	L (mm)	Failure Load (kN)	Pack (pcs)
HEL5642	90	6	150

SOT, HOOK

Hook SOT16.10 is designed for aerial cables and service lines.

- Made of steel with hot-dip galvanized on surface.

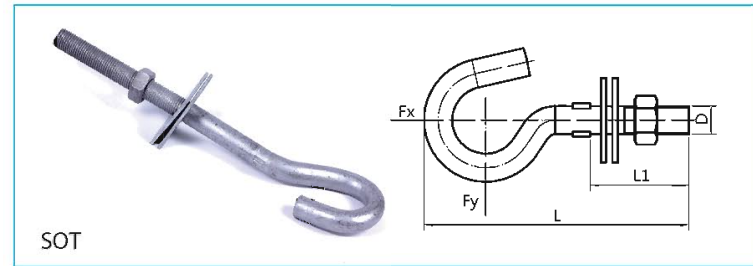


Type	Dimensions(mm)				Failure Load (kN)		Pack (pcs)
	L	L1	D	A	Fx	Fy	
SOT16.10	203	95	M16	17	8.8	6.6	70

SOT, HOOK

Hook SOT21 is designed for aerial cables and services lines.

- Made of steel with hot-dip galvanized on surface.
- Installation length is freely adjusted through nut and flexible braces.

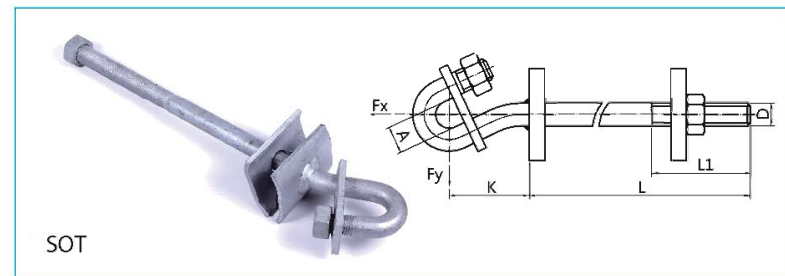


Type	Dimensions (mm)			Failure Load (kN)		Pack (pcs)
	L	L1	D	F _x	F _y	
SOT21	319	200	M20	14.5	4.6	24
SOT21.1	359	240	M20	14.5	4.6	24
SOT21.2	439	320	M20	14.5	4.6	18
SOT21.3	469	350	M20	14.5	4.6	18
SOT21.16	315	200	M16	10.5	2.4	36
SOT21.116	355	240	M16	10.5	2.4	36
SOT21.216	435	320	M16	10.5	2.4	30

SOT, HOOK

Hook SOT101 is designed for aerial cables and services lines.

- Made of steel with hot-dip galvanized on surface.
- Installation length is freely adjusted through nut, flexible brace and welded brace.



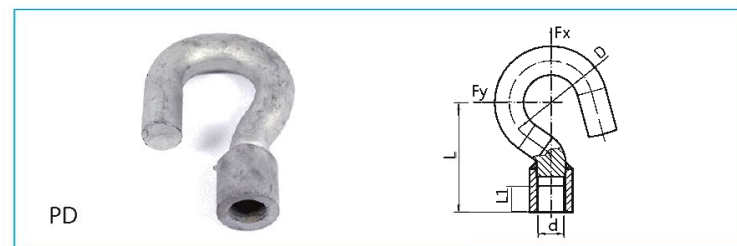
Type	Dimensions (mm)					Failure Load (kN)		Pack (pcs)
	L	L1	D	A	K	F _x	F _y	
SOT101.1	250	110	M20	24	70	30.6	6.7	15
SOT101.2	310	140	M20	24	70	30.6	6.7	15

PD, HOOK

Hook PD is designed for aerial cables and service lines.

- Made of steel with hot-dip galvanized on surface.
- Used together with

HEL5561,HEL5562,HEL5574,SOT101.1,SOT101.2,SOT21,SOT21.1,SOT21.2,SOT21.3,SOT21.16,SOT21.116,SOT21.216 etc according to size of inner threads.

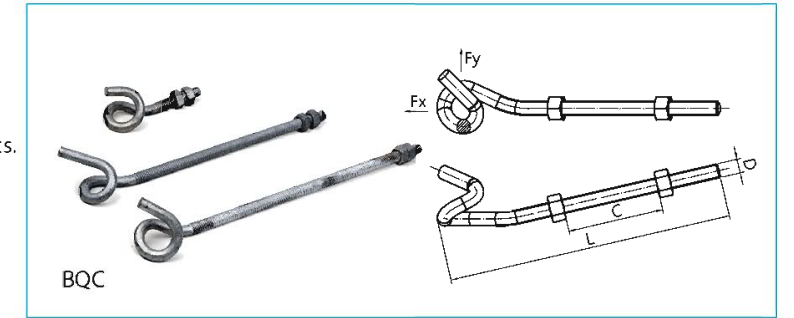


Type	Dimensions (mm)				Failure Load (kN)		Pack (pcs)
	L	L1	d	D	F _x	F _y	
PD2.2	76	18	M20	38	15.5	4	50
PD2.3	76	18	M16	38	12.4	2	70

BQC, HOOK

Hook BQC is designed for services lines.

- Made of steel with hot-dip galvanized on surface.
- Installation length is freely adjusted through two nuts.
- Used together with FHA, PA tension clamps.

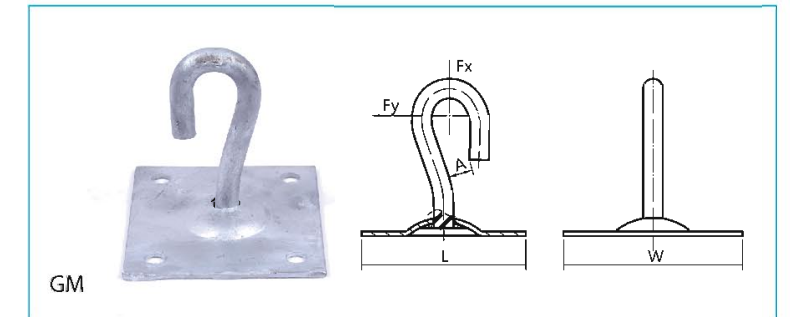


Type	Dimensions(mm)			Failure Load (kN)		Pack (pcs)
	L	D	C(max)	F _x	F _y	
BQC 12-55	115	M12	30	1.96	0.39	150
BQC 12-250	310	M12	225	1.96	0.39	72
BQC 12-300	360	M12	275	1.96	0.39	72

GM, HOOK

Hook GM is designed for service lines.

- Made of steel with hot-dip galvanized on surface.
- Used together with FHA, PA tension clamps.

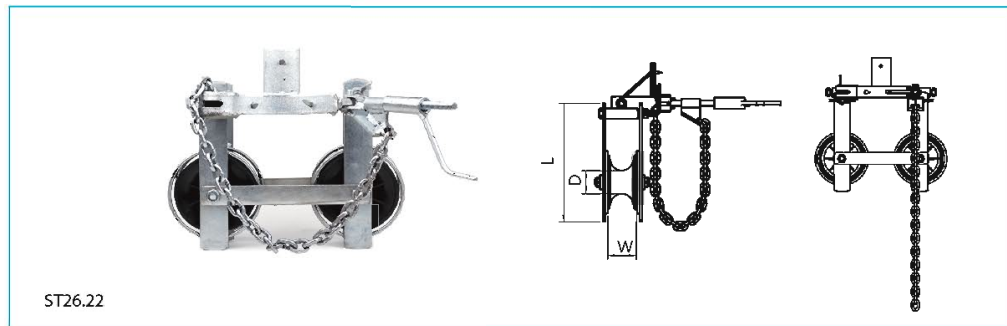
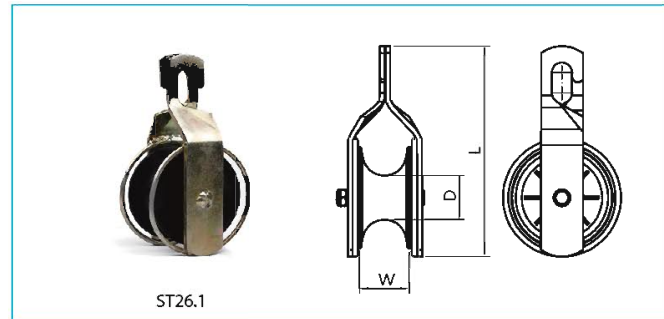


Type	Dimensions(mm)			Failure Load(kN)		Pack (pcs)
	L	W	A	F _x	F _y	
GM-12	100	109	15	4.5	2.1	20

ST, CABLE PULLER

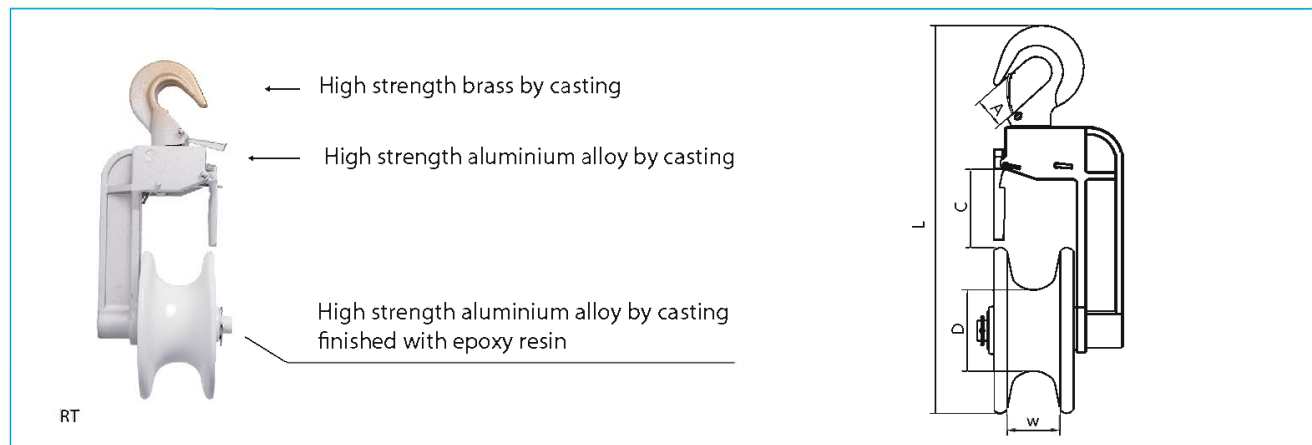
ST cable pullers are designed for pulling in aerial cables.

- ST26.1 is used for straight lines and small angles up to 30°.
- ST26.22 with two pulleys is used for straight lines and larger angles up to 90°.



Type	Failure Load (kN)	Dimensions(mm)			Pack (pcs)
		L	D	W	
ST26.1	8	239	50	52	8
ST26.22	12	255	50	52	1x2


RT, CABLE PULLER



Type	Dimensions(mm)					Failure Load (kN)	Pack (pcs)
	L	D	W	A	C		
RT-1	35.5	78	54	33	60	8	1x8
RT-2	46.5	134	64	33	80	8	1x2
RT-3	46.5	252	43	33	55	8	1x2

JCQ, FORK WRENCH

JCQ fork wrench is specially designed for holding JBC insulation piercing connector while tightening bolts. This tool is made of stainless steel and weather resistant materials.



Type	Application	Pack (pcs)
JCQ-1	JBC16-70/16-70	8x4
	JBC16-95/2.5-35	8x4
	JBC35-150/6-35	8x4
	JBC25-95/25-95	8x4
	JBC25-120/25-120	8x4
	JBC35-150/35-150	8x4
JCQ-2	JBC10-95/1.5-10	8x4
	JBC35-150/35-150/2	8x4