	Document Owner Department: QC	MBD-BT-SPEC-0840
		Page 1 of 4
OXOID QUALITY ASSURANCE PRODUCT SPECIFICATION		
BRILLIANCE™ LISTERIA DIFFERENTIAL SUPPLEMENT (ISO) SR0258E		

## BRILLIANCE™ LISTERIA DIFFERENTIAL SUPPLEMENT (ISO)

SR0258E

### Formula

Vial contents (each vial is sufficient for 500ml of medium)

L-α-phosphatidylinositol solution 15 ml

### Description

A differential supplement for the detection, enumeration, and presumptive identification of *Listeria monocytogenes* and other *Listeria* species from food, animal feed and environmental samples according to ISO 11290-1:2017 and ISO 11290-2:2017 standards and other national reference methods using the Ottaviani & Agosti formulation.

### Directions

Aseptically add 1 vial warmed to 48°C to 480ml of sterile Brilliance™ Listeria Agar base (ISO) (CM1212) prepared as directed, cooled to 48°C and add 1 vial of Brilliance™ Listeria Selective Supplement (SR0257E) reconstituted as directed. Mix well and pour into sterile Petri dishes.

### Physical Characteristics

Opaque, cream liquid

Sterility - passes test

### Microbiological Tests Using Optimum Inoculum Dilution

Control Media: Tryptone Soya Agar, Columbia Blood Agar Base enriched with 5% v/v horse blood or Sabouraud Dextrose Agar, where appropriate

Tested in Brilliance™ Listeria Agar Base (ISO) CM1212 and Brilliance™ Listeria Selective Supplement (ISO) SR0257


### Reactions after incubation at 37 ± 2°C for 24 ± 2 hours

Medium is challenged with 30-120 colony-forming units

*Listeria monocytogenes* NCTC11994 0.5-2mm blue-green colonies with halo

*Listeria monocytogenes* ATCC®7644 0.5-2mm blue-green colonies with halo

A satisfactory result is represented by recovery of positive strains equal to or greater than 50% of the control medium.

	Document Owner Department: QC	MBD-BT-SPEC-0840
		Page 2 of 4
OXOID QUALITY ASSURANCE PRODUCT SPECIFICATION		
BRILLIANCE™ LISTERIA DIFFERENTIAL SUPPLEMENT (ISO) SR0258E		

#### Reactions after incubation at 37 ± 2°C for 48 ± 4 hours

Medium is challenged with 30-120 colony-forming units

<i>Listeria monocytogenes</i>	NCTC11994	1-3mm blue-green colonies with halo
<i>Listeria monocytogenes</i>	ATCC®7644	1-3mm blue-green colonies with halo
<i>Listeria ivanovii</i>	NCTC12701	0.5-3mm blue-green colonies with or without halo

A satisfactory result is represented by recovery of positive strains equal to or greater than 70% of the control medium. For *Listeria ivanovii* NCTC12701, a satisfactory result is represented by recovery equal to or greater than 50% of the control medium.

Medium is challenged with 1E+04 to 1E+05 colony-forming units

<i>Bacillus cereus</i>	ATCC®10876	No growth or 1-2mm cream/blue colonies
<i>Staphylococcus aureus</i>	ATCC®25923	No growth or 0.5-1mm yellow colonies
<i>Saccharomyces cerevisiae</i>	ATCC®9763	No growth or 1-2mm cream/blue colonies

Negative strains are inhibited or shall produce at least a 2 log(10) reduction when compared to the control medium.

Medium is challenged with 1E+04 to 1E+06 colony-forming units

<i>Proteus mirabilis</i>	NCTC10975	No growth
--------------------------	-----------	-----------

Negative strains are inhibited.

#### Testing performed in accordance with ISO11133:2014

##### Table B.1


ISO Standard 11290-1:2017 tested in Brilliance™ Listeria Agar Base (ISO) CM1212 and Brilliance™ Listeria Selective Supplement (ISO) SR0257

#### Reactions after incubation at 37 ± 2°C for 24 ± 2 hours

Medium is challenged with 50-120 colony-forming units

<i>Listeria monocytogenes</i>	ATCC®13932	WDCM00021	0.5-2mm blue-green colonies with halo
-------------------------------	------------	-----------	---------------------------------------

A satisfactory result is represented by recovery of positive strains equal to or greater than 50% of the control medium.

	Document Owner Department: QC	MBD-BT-SPEC-0840
		Page 3 of 4
OXOID QUALITY ASSURANCE PRODUCT SPECIFICATION		
BRILLIANCE™ LISTERIA DIFFERENTIAL SUPPLEMENT (ISO) SR0258E		

#### Reactions after incubation at 37 ± 2°C for 48 ± 4 hours

Medium is challenged with 50-120 colony-forming units

<i>Listeria monocytogenes</i>	ATCC®13932	WDCM00021	1-3mm blue-green colonies with halo
<i>Listeria monocytogenes</i>	ATCC®35152	WDCM00109	1-3mm blue-green colonies with halo

A satisfactory result is represented by recovery of positive strains equal to or greater than 70% of the control medium.

Medium is challenged with 1E+03 to 1E+04 colony-forming units


<i>Listeria innocua</i>	ATCC®33090	WDCM00017	0.5-3mm blue-green colonies without halo
-------------------------	------------	-----------	--

A satisfactory result is represented by good growth with a negative diagnostic reaction

Medium is challenged with 1E+04 to 1E+06 colony-forming units

<i>Escherichia coli</i>	ATCC®25922	WDCM00013	No growth
<i>Escherichia coli</i>	ATCC®8739	WDCM00012	No growth
<i>Enterococcus faecalis</i>	ATCC®29212	WDCM00087	No growth
<i>Enterococcus faecalis</i>	ATCC®19433	WDCM00009	No growth

Negative strains are inhibited.

	Document Owner Department: QC	MBD-BT-SPEC-0840
		Page 4 of 4
OXOID QUALITY ASSURANCE PRODUCT SPECIFICATION		
BRILLIANCE™ LISTERIA DIFFERENTIAL SUPPLEMENT (ISO) SR0258E		

Revision History

Section / Step	Description of Change	Reason for Change	Reference
All	Creation of new MBD-BT-SPEC	New product SKU	N/A