

M7 Series




Diagnostic Ultrasound System

Service Manual

Revision 6.0






4.2 Field Replaceable Unit

NO.	Classification	Description	Order Number	Photo	Model	Compatibility	Assembly/ Disassembly
1.1	Main unit related	Main Board	801-2118-00006-00		M7, M7T	Includes button battery and jumper	Refer to 4.3.11
1.2		CPU module	801-2118-00011-00		M7, M7T		Refer to 4.3.7
1.3		HDD	115-018485-00		M7, M7T	Mark the following when apply: software version (Human use or Vet), machine type: human; Configuration type: FDA. Not include metal support	Refer to 4.3.14
			115-018486-00		M7Vet	Mark the following when apply: software version (Human use or Vet), machine type: Vet; Configuration type: FDA. Not include metal support	



Handwritten signature in blue ink.

Structure and Assembly/Disassembly

NO.	Classification	Description	Order Number	Photo	Model	Compatibility	Assembly/ Disassembly
3.2.1		Control panel PCBA (EAF196)	801-2118-00027-00		M7, M7T	If the Silicon keypad is 801-2118-00028-00(049-000113-00), you should apply this part.	Refer to 4.3.3.2
3.2.2		Control panel PCBA	801-2118-00007-00		M7, M7T	Stop production, please replace Control panel assembly	Refer to 4.3.3.2
3.3.1		Silicon keypad(EAF196)	801-2118-00028-00		M7, M7T	If the Control panel PCBA is 801-2118-00027-00(051-000095-02), you should apply this part.	Refer to 4.3.3.2
3.3.2		Silicon keypad	801-2118-00010-00		M7, M7T	Stop production, please replace Control panel assembly	Refer to 4.3.3.2
3.4		Optical trackball unit	801-2118-00009-00		M7, M7T	Not include Trackball connecting cable	Refer to 4.3.3.1

