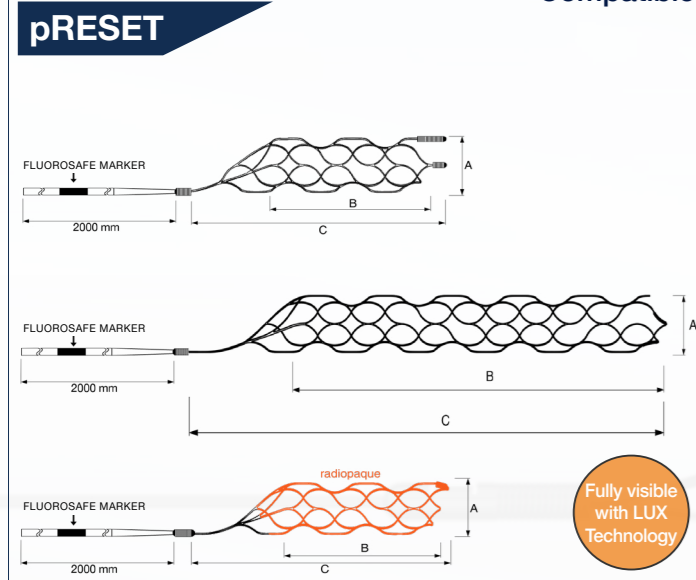




When crossing profile is critical, the choice is yours

Compatible with 0.021" MC

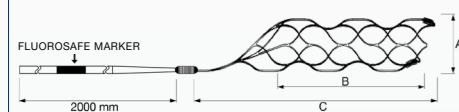


REF	A: Shaft Diameter [mm]	B: Working Length [mm]	C: Shaft Length [mm]	ID Microcath. [inch]	Min. Vessel Diameter [mm]	Delivery Wire Length [m]
PRE-4-20	4	20	30	0.021	≥ 2	2
PRE-6-30	6	30	48	0.021	≥ 3	2
PRES-5-40	5	40	52	0.021	≥ 2	2
PRES-6-50	6	50	64	0.021	≥ 3	2
PRE-LUX-4-20	4	20	30	0.021	≥ 2	2



pRESET LITE

Compatible with 0.0165" / 0.017" MC



REF	A: Shaft Diameter [mm]	B: Working Length [mm]	C: Shaft Length [mm]	ID Microcath. [inch]	Min. vessel diameter [mm]	Delivery Wire Length [m]
PRE-LT-3-20	3	20	30	0.0165 / 0.017	≥ 1.5	2
PRE-LT-4-20	4	20	30	0.0165 / 0.017	≥ 1.5	2

See the pRESET in action

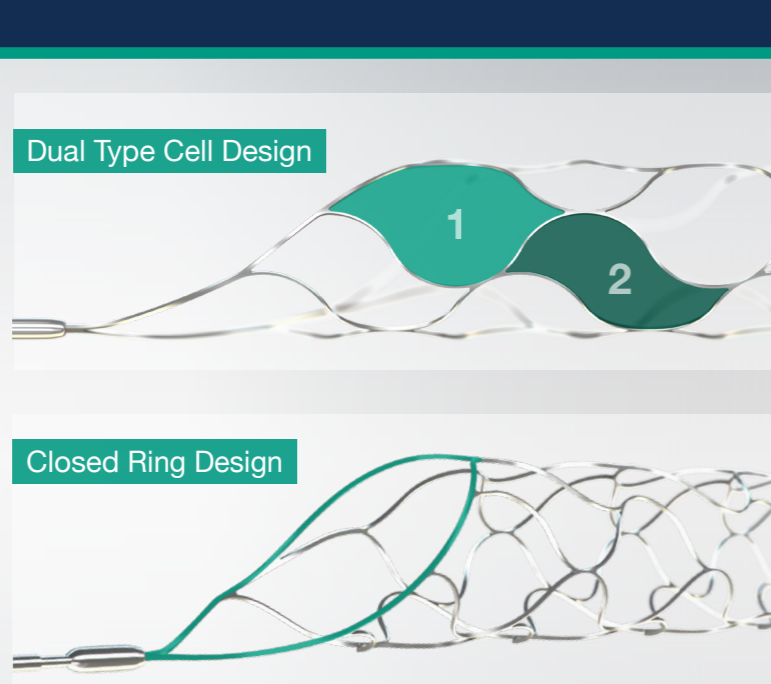
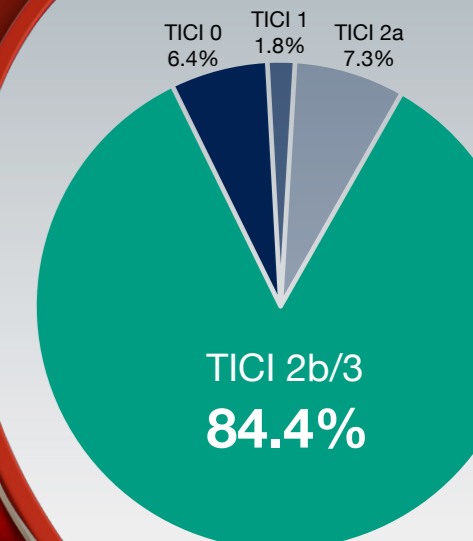
Scan the QR-code or visit: <https://goo.gl/bd5hkE>



Continuous commitment to patient care -
the extended **pRESET** family

A solution for every clot

Backed by clinical evidence



Dual Type Cell Design


Closed Ring Design

Unique design elements

- **Helical slit** maintains cell shape integrity independent of expansion diameter
- **Closed Ring Design** ensures stable opening and constant wall apposition during retrieval
- **Dual Type Cell Design** for deep clot integration combined with flexibility in tortuous anatomies

The pRESET, pRESET LITE and pRESET LUX Thrombectomy Devices have received the CE Mark (CE 0297). They are not approved for sale nor are they available for sale or use in the United States.

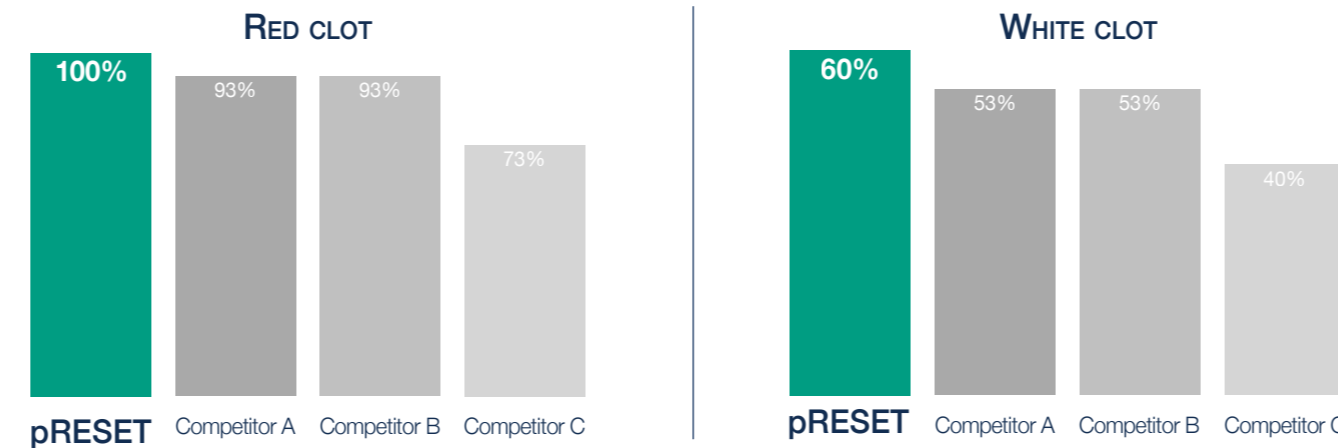
pRESET LITE



Key features

- Available as **pRESET LITE** 3-20 and 4-20
- 0.0165"/0.017" Microcatheter compatible
- Reach distal clots with **pRESET LITE**

Best-in-class clot retention and removal of red and white clot



Results of in vitro thrombectomies by Machi et al.²; Applies to devices with 6mm diameter

ARTESp¹ study conclusion

- Safety and efficacy of mechanical thrombectomy with **pRESET**
- Excellent recanalization rate
- Excellent long-term neurological outcome regardless of patient's age

	ARTESp	MR CLEAN	SWIFT-PRIME	EXTEND-IA	ESCAPE
mRS 0-2 90 days	62.5%	32.6%	60%	71%	53%
TICI 2b/3	84.4%	58.7%	88%	86%	73.4%

¹ Prothmann S et al.; Acute Recanalization of Thrombo-Embolic Ischemic Stroke with pRESET (ARTESp): the impact of occlusion time on clinical outcome of directly admitted and transferred patients; J NeuroIntervent Surg 2016; doi:10.1136/neurintsurg-2016-012556.
² Machi P et al.; Experimental Evaluation of Stent Retrievers' Mechanical Properties and Effectiveness; J NeuroIntervent Surg 2016; doi: 10.1136/neurintsurg-2015-012213. Applies for pRESET 6-30.