




AVANTAGE[®]

Acetabulum
System

Double Mobility
Acetabular Cups

BIOMET[®]



TOTAL ACETABULUM SOLUTIONS
Avantage[®]
since 1998

Double Mobility cups were devised by Pr. G. Bousquet in St-Etienne, France in the mid-70's.

The principle is to combine high joint stability through a large diameter of rotating liner, and reduced shear stresses through low friction 22.2 or 28mm heads.

A lot of scientific evaluation works have been conducted to emphasise:

- **High intrinsic stability achieved by the mobile liner, for recurrent dislocations indications.**

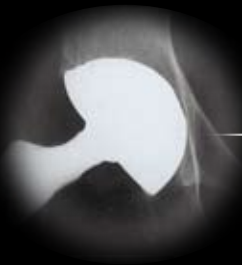
(Repeating Dislocations Treatment with the Bousquet Cup, SOFCOT 1999 - Pr Leclercq, P. Marechal, F. Menguy, J.H. Aubriot).

- **High survival rates and reduced wear.**

(Clinical Study and Wear Measures on Explants. Farizon, Maatougui, Beguin, Fessy, CHU Lyon St-Etienne Journées Lyonnaises de Chirurgie de la Hanche, Lyon December 1999).

The **AVANTAGE**[®] Versatility

From primary to more complex revision and reconstruction cases, the



Cementless Reload Cup

Paprosky grade 1 to 2A

- Easy cup positioning.
- Vacuum plasma spray Titanium coating + HA for enhanced cup stability.
- Circumferential wings for primary fixation.
- Cyliandro-spherical design with anatomic aperture: limits PE creep and risk of dislocation. Makes the cup positioning more forgiving.



Cemented Cup

Paprosky grade 1 to

- Fully polished.

Classification of Paprosky



1



2A



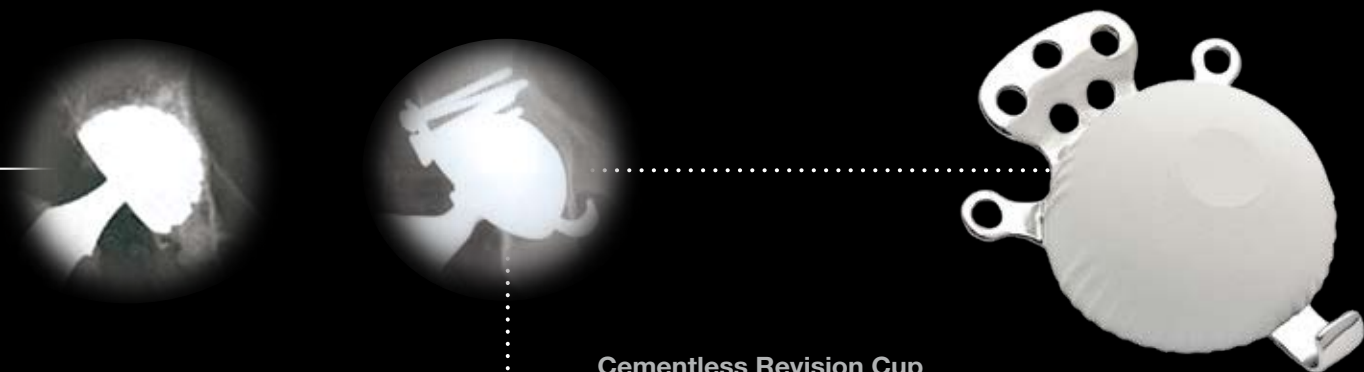
Cementless 3P Cup

Paprosky grade 1, 2A and 2C

- Ischial and pubic pegs combined with a Ø 4.5mm cortical screw for greater primary stability.
- HA coating: "Increases attachment of bone and lead to a more even distribution of bone over the surface of the implant." (1)



comprehensive AVANTAGE® System addresses most surgical needs.



2A

Cementless Revision Cup

Paprosky grade 2B to 3A

- HA Coating: increases amount of bone attachment to aid initial implant fixation.
- Opturator hook, superior and posterior screws fixation options for additional stability.
- Can be used in conjunction with grafts.



2B



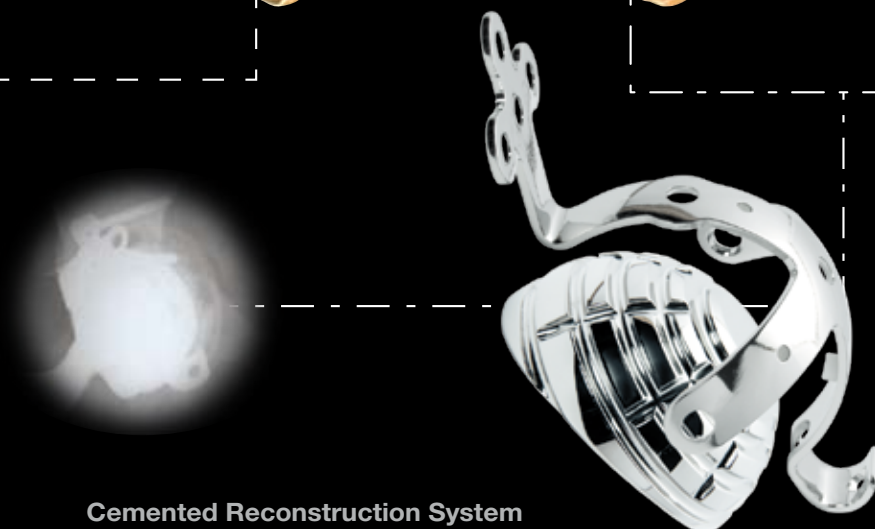
2C



3A



3B



Cemented Reconstruction System

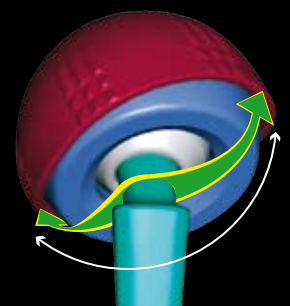
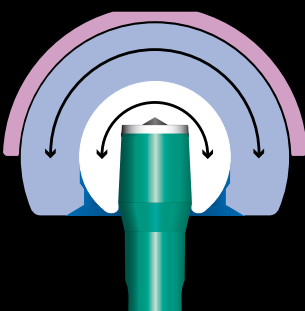
Paprosky grade 3A to 3B


- The AVANTAGE® Cemented Cup can be used in combination with a reinforcement plate to rebuild the acetabulum and support grafts.
- A PMMA layer helps even stress distribution on grafts.
- 4 sizes allow for acetabular reconstruction which closely matches the patient anatomy.



The double mobility principle is aimed to intra-joint stability to reduce dislocation risk (mobility of the liner inside the metal cup) keeping an important range of motion.

The double mobility principle improves also the results in revision surgeries, for which joint stability, and respect of the fonction of the joint are very important.





1. Blunn, et al. JBJS Vol.83-B #1, January 2001.

AVANTAGE® implants have been developed in collaboration with the AVANTAGE® group of surgeons.

Responsible manufacturer:

BIOMET France SARL

Plateau de Lautagne - B.P. 75

26903 Valence Cedex 9, France

Tel. : 33 (0)4 75 75 91 00

Fax : 33 (0)4 75 75 91 01

BIOMET®

CE 0459

G
MED ISO 13485