



**FEARLESS MACHINE  
TO CONQUER ANY TERRAIN**

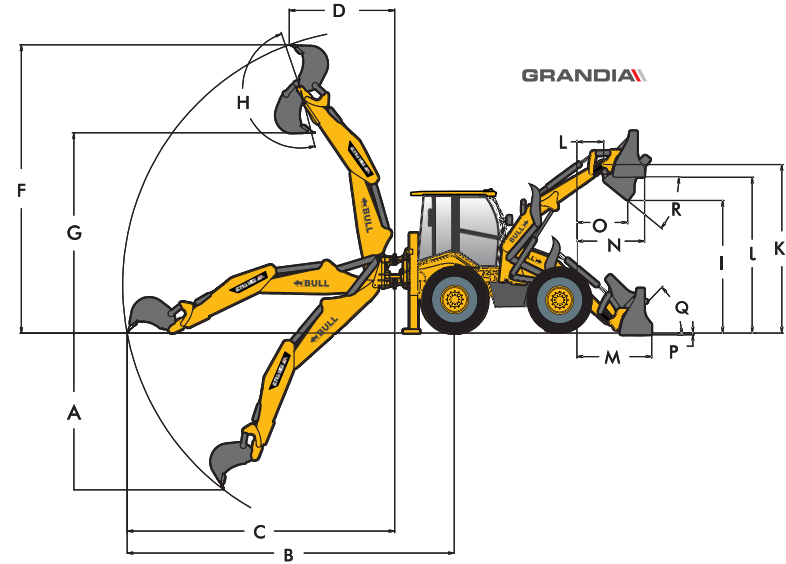
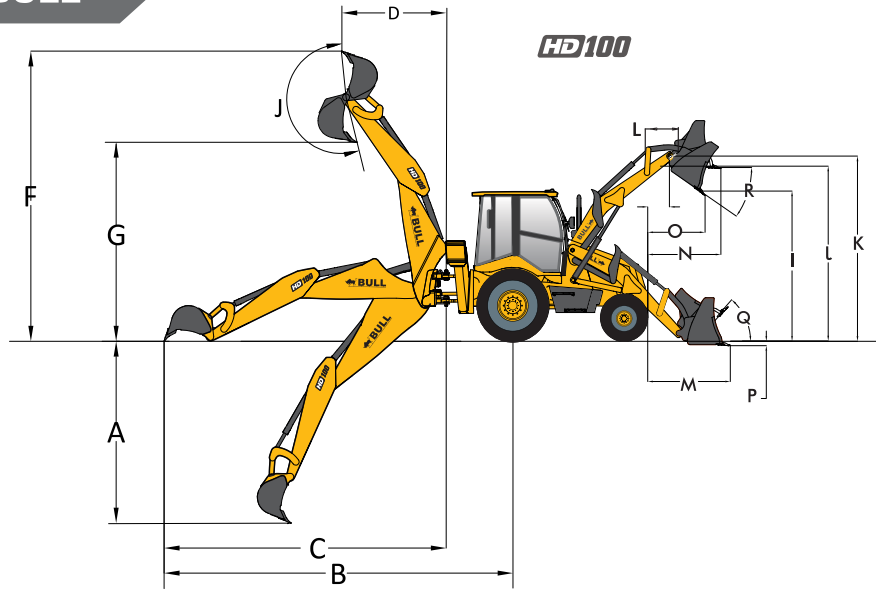

**HD100 EURO 3**

**HD100 EURO 5**

**GRANDIA EURO 3**

**GRANDIA EURO 5**


ENGINE	PERKINS 1104D-44TA, EU NRMM 97/68/EC, Euro IIIA Diesel Engine (4400CC) Gross Power: <b>74.5kW (100 HP) at 2200 RPM</b> Gross Torque: <b>410 Nm @ 1400 RPM</b>	PERKINS 904J-E36TA, EU Stage V, US T4F, CARB and JAPAN MLIT, Gross Power: <b>74.4kW (100 HP) at 2200 RPM</b> Gross Torque: <b>430 Nm @ 1500 RPM</b>	PERKINS 1104D-44TA, EU NRMM 97/68/EC, EURO III A Diesel Engine (4400CC) Gross Power: <b>74.5kW (100 HP) at 2200 RPM</b> Gross Torque: <b>410 Nm@1400 RPM</b>	PERKINS 904J-E36TA, EU Stage V, US T4F, CARB and JAPAN MLIT, Euro IIIA Diesel Engine (4400CC) Gross Power: <b>74.4kW (100 HP) at 2200 RPM</b> Gross Torque: <b>430 Nm @ 1500 RPM</b>																																																																																																						
TRANSMISSION	<b>Carraro Synchro-Shuttle Transmission</b> with intergral torue converter Optional: <b>CARRARO SPS Powershift Transmission</b> (Manual And Auto Mode) with integral torque converter	<b>Carraro Synchro-Shuttle Transmission</b> with intergral torue converter Optional: <b>CARRARO SPS Powershift Transmission</b> (Manual And Auto Mode) with integral torque converter	<b>CARRARO SPS Powershift Transmission</b> (Manual And Auto Mode) With Integral Torque Converter	<b>CARRARO SPS PowershiftTransmission</b> (Manual And Auto Mode) With Integral Torque Converter																																																																																																						
STEERING	Two Wheel Power Steering	Two Wheel Power Steering	Four Wheel Power Steering with 3 Modes (Circular Mode, Crab Mode & Two wheel steer Mode)	Four Wheel Power Steering with 3 Modes (Circular Mode, Crab Mode & Two wheel steer Mode)																																																																																																						
ELECTRICALS	12V Battery System (180Ah)	12V Battery System (180Ah)	12V Battery System (180Ah)	12V Battery System (180Ah)																																																																																																						
TYRES	<b>FRONT 4WD</b> : 12.5/80X18 - 12PR Optional : 16/70 - 20 (400/70 - 20) - 16PR <b>REAR</b> Industrial (Standard) : 16.9X28 - 12PR Optional : 19.5LX24 - 12PR Heavy Duty : 14X25 - 20PR	<b>FRONT 4WD</b> : 12.5/80X18 - 12PR Optional : 16/70 - 20 (400/70 - 20) - 16PR <b>REAR</b> Industrial (Standard) : 16.9X28 - 12PR Optional : 19.5LX24 - 12PR	<b>FRONT</b> : 16.9X28 - 12PR <b>REAR</b> : 16.9X28 - 12PR	<b>FRONT</b> : 16.9X28 - 12PR <b>REAR</b> : 16.9X28 - 12PR																																																																																																						
SPEED	Forward Max : <b>41 Km/Hr</b> Reverse Max : <b>20.3 Km/Hr</b> (3 <sup>rd</sup> Gear Recommended)	Forward Max : <b>41 Km/Hr</b> Reverse Max : <b>20.3 Km/Hr</b> (3 <sup>rd</sup> Gear Recommended)	Forward Max : <b>36Km/Hr</b> Reverse Max : <b>18Km/Hr</b> (3 <sup>rd</sup> Gear Recommended)	Forward Max : <b>36Km/Hr</b> Reverse Max : <b>18Km/Hr</b> (3 <sup>rd</sup> Gear Recommended)																																																																																																						
HYDRAULICS	Hydraulics : <b>3335 p.s.i(230 bar)</b> Pump flow : <b>145 LPM @ 2200 RPM</b> <b>158 LPM @ High RPM</b> Pump Type : <b>GEAR PUMP</b> (Optional: PISTON PUMP)	Hydraulics : <b>3335 p.s.i(230 bar)</b> Pump flow : <b>145 LPM @ 2200 RPM</b> <b>158 LPM @ High RPM</b> Pump Type : <b>GEAR PUMP</b> (Optional: PISTON PUMP)	Hydraulics : <b>3335 p.s.i (230 bar)</b> Optional : <b>3480 p.s.i (240 bar)</b> Pump Flow : <b>145 LPM @ 2200 RPM,</b> <b>158 LPM @ High RPM</b> Pump Type : <b>GEAR PUMP</b> (Optional : PISTON PUMP)	Hydraulics : <b>3335 p.s.i (230 bar)</b> Optional : <b>3480 p.s.i (240 bar)</b> Pump Flow : <b>145 LPM @ 2200 RPM,</b> <b>158 LPM @ High RPM</b> Pump Type : <b>GEAR PUMP</b> (Optional : PISTON PUMP)																																																																																																						
WEIGHT	<b>8890 Kgs</b>	<b>9090 Kgs</b>	<b>9700 Kgs</b>	<b>9900 Kgs</b>																																																																																																						
SERVICE CAPACITIES	<table border="1"> <thead> <tr> <th></th> <th>System</th> <th>Service</th> </tr> </thead> <tbody> <tr><td>Hydraulic Tank</td><td>120 Ltr</td><td>100 Ltr</td></tr> <tr><td>Fuel Tank</td><td>150 Ltr</td><td>145 Ltr</td></tr> <tr><td>Engine Coolant</td><td>17 Ltr</td><td>15 Ltr</td></tr> <tr><td>Engine Oil</td><td>13 Ltr</td><td>13 Ltr</td></tr> <tr><td>Transmission</td><td>19.5Ltr</td><td>13 Ltr</td></tr> <tr><td>Rear Axle</td><td>17 Ltr</td><td>17 Ltr</td></tr> <tr><td>4WD Front Axle</td><td>10 Ltr</td><td>10 Ltr</td></tr> </tbody> </table>		System	Service	Hydraulic Tank	120 Ltr	100 Ltr	Fuel Tank	150 Ltr	145 Ltr	Engine Coolant	17 Ltr	15 Ltr	Engine Oil	13 Ltr	13 Ltr	Transmission	19.5Ltr	13 Ltr	Rear Axle	17 Ltr	17 Ltr	4WD Front Axle	10 Ltr	10 Ltr	<table border="1"> <thead> <tr> <th></th> <th>System</th> <th>Service</th> </tr> </thead> <tbody> <tr><td>Hydraulic Tank</td><td>120 Ltr</td><td>100 Ltr</td></tr> <tr><td>Fuel Tank</td><td>150 Ltr</td><td>145 Ltr</td></tr> <tr><td>Engine Coolant</td><td>17 Ltr</td><td>15 Ltr</td></tr> <tr><td>Engine Oil</td><td>13 Ltr</td><td>13 Ltr</td></tr> <tr><td>Transmission</td><td>19.5Ltr</td><td>13 Ltr</td></tr> <tr><td>Rear Axle</td><td>17 Ltr</td><td>17 Ltr</td></tr> <tr><td>4WD Front Axle</td><td>10 Ltr</td><td>10 Ltr</td></tr> <tr><td>DEF Tank</td><td>19 Ltr</td><td>19 Ltr</td></tr> </tbody> </table>		System	Service	Hydraulic Tank	120 Ltr	100 Ltr	Fuel Tank	150 Ltr	145 Ltr	Engine Coolant	17 Ltr	15 Ltr	Engine Oil	13 Ltr	13 Ltr	Transmission	19.5Ltr	13 Ltr	Rear Axle	17 Ltr	17 Ltr	4WD Front Axle	10 Ltr	10 Ltr	DEF Tank	19 Ltr	19 Ltr	<table border="1"> <thead> <tr> <th></th> <th>System</th> <th>Service</th> </tr> </thead> <tbody> <tr><td>Hydraulic Tank</td><td>120 Ltr</td><td>100 Ltr</td></tr> <tr><td>Fuel Tank</td><td>150 Ltr</td><td>145 Ltr</td></tr> <tr><td>Engine Coolant</td><td>17 Ltr</td><td>15 Ltr</td></tr> <tr><td>Engine Oil</td><td>13 Ltr</td><td>13 Ltr</td></tr> <tr><td>Transmission</td><td>19.5Ltr</td><td>13 Ltr</td></tr> <tr><td>Rear Axle</td><td>17 Ltr</td><td>17 Ltr</td></tr> <tr><td>4WD Front Axle</td><td>10 Ltr</td><td>10 Ltr</td></tr> </tbody> </table>		System	Service	Hydraulic Tank	120 Ltr	100 Ltr	Fuel Tank	150 Ltr	145 Ltr	Engine Coolant	17 Ltr	15 Ltr	Engine Oil	13 Ltr	13 Ltr	Transmission	19.5Ltr	13 Ltr	Rear Axle	17 Ltr	17 Ltr	4WD Front Axle	10 Ltr	10 Ltr	<table border="1"> <thead> <tr> <th></th> <th>System</th> <th>Service</th> </tr> </thead> <tbody> <tr><td>Hydraulic Tank</td><td>120 Ltr</td><td>100 Ltr</td></tr> <tr><td>Fuel Tank</td><td>150 Ltr</td><td>145 Ltr</td></tr> <tr><td>Engine Coolant</td><td>17 Ltr</td><td>15 Ltr</td></tr> <tr><td>Engine Oil</td><td>13 Ltr</td><td>13 Ltr</td></tr> <tr><td>Transmission</td><td>19.5 Ltr</td><td>13 Ltr</td></tr> <tr><td>Rear Axle</td><td>16 Ltr</td><td>16 Ltr</td></tr> <tr><td>4WD Front Axle</td><td>11.2 Ltr</td><td>11.2 Ltr</td></tr> <tr><td>DEF Tank</td><td>19 Ltr</td><td>19 Ltr</td></tr> </tbody> </table>		System	Service	Hydraulic Tank	120 Ltr	100 Ltr	Fuel Tank	150 Ltr	145 Ltr	Engine Coolant	17 Ltr	15 Ltr	Engine Oil	13 Ltr	13 Ltr	Transmission	19.5 Ltr	13 Ltr	Rear Axle	16 Ltr	16 Ltr	4WD Front Axle	11.2 Ltr	11.2 Ltr	DEF Tank	19 Ltr	19 Ltr
	System	Service																																																																																																								
Hydraulic Tank	120 Ltr	100 Ltr																																																																																																								
Fuel Tank	150 Ltr	145 Ltr																																																																																																								
Engine Coolant	17 Ltr	15 Ltr																																																																																																								
Engine Oil	13 Ltr	13 Ltr																																																																																																								
Transmission	19.5Ltr	13 Ltr																																																																																																								
Rear Axle	17 Ltr	17 Ltr																																																																																																								
4WD Front Axle	10 Ltr	10 Ltr																																																																																																								
	System	Service																																																																																																								
Hydraulic Tank	120 Ltr	100 Ltr																																																																																																								
Fuel Tank	150 Ltr	145 Ltr																																																																																																								
Engine Coolant	17 Ltr	15 Ltr																																																																																																								
Engine Oil	13 Ltr	13 Ltr																																																																																																								
Transmission	19.5Ltr	13 Ltr																																																																																																								
Rear Axle	17 Ltr	17 Ltr																																																																																																								
4WD Front Axle	10 Ltr	10 Ltr																																																																																																								
DEF Tank	19 Ltr	19 Ltr																																																																																																								
	System	Service																																																																																																								
Hydraulic Tank	120 Ltr	100 Ltr																																																																																																								
Fuel Tank	150 Ltr	145 Ltr																																																																																																								
Engine Coolant	17 Ltr	15 Ltr																																																																																																								
Engine Oil	13 Ltr	13 Ltr																																																																																																								
Transmission	19.5Ltr	13 Ltr																																																																																																								
Rear Axle	17 Ltr	17 Ltr																																																																																																								
4WD Front Axle	10 Ltr	10 Ltr																																																																																																								
	System	Service																																																																																																								
Hydraulic Tank	120 Ltr	100 Ltr																																																																																																								
Fuel Tank	150 Ltr	145 Ltr																																																																																																								
Engine Coolant	17 Ltr	15 Ltr																																																																																																								
Engine Oil	13 Ltr	13 Ltr																																																																																																								
Transmission	19.5 Ltr	13 Ltr																																																																																																								
Rear Axle	16 Ltr	16 Ltr																																																																																																								
4WD Front Axle	11.2 Ltr	11.2 Ltr																																																																																																								
DEF Tank	19 Ltr	19 Ltr																																																																																																								
OPTIONS	Ditch Cleaning Bucket   Square Cut Bucket   Rock breaker   Ripper tooth   Trench bucket   Taper Ditching bucket   Multipurpose 6 in 1 bucket   Telescopic Dipper   G.P Bucket																																																																																																									



EXCAVATOR PERFORMANCE	HD 100 EU 3		HD 100 EU 5		GRANDIA EU 3		GRANDIA EU 5	
	Retraction STD	Telescopic Dipper (option)	Retraction STD	Telescopic Dipper (option)	Retraction STD	Telescopic Dipper (option)	Retraction STD	Telescopic Dipper (option)
Standard GP Bucket Capacity	0.22 cu.m		0.22 cu.m		0.22 cu.m		0.22 cu.m	
A Maximum DIG depth	4.82m	5.93 m	4.82m	5.93 m	4.77 m	5.83 m	4.77 m	5.83 m
B Reach Ground Level to Rear wheel center	6.77 m	7.80 m	6.77 m	7.80 m	6.77 m	7.8 m	6.77 m	7.8 m
C Reach at Ground level to slew center	5.47 m	6.50 m	5.47 m	6.50 m	5.47 m	6.5 m	5.47 m	6.5 m
D Reach at full height to slew center	2.82 m	3.61 m	2.82 m	3.61 m	2.82 m	3.61 m	2.82 m	3.61 m
F Maximum working height	6.17 m	7.04 m	6.17 m	7.04 m	5.98 m	6.89 m	5.98 m	6.89 m
G Maximum Load over Height	4.48 m	5.36 m	4.48 m	5.36 m	4.19 m	5.19 m	4.19 m	5.19 m
H Bucket Rotation power	201° SQUARE CUT BUCKET		201° SQUARE CUT BUCKET		201° SQUARE CUT BUCKET		201° SQUARE CUT BUCKET	
Bucket Tear out force	6320kgf		6320 Kgf		6320kgf		6320kgf	
Dipper Tear out force	3580kgf		3580 Kgf		3580kgf		3580kgf	
Lift Capacity to bucket pivot at full reach (without bucket fitted)	1642 kgs		1642 Kgs		1642 kgs		1642 kgs	

LOADER PERFORMANCE	HD 100 EU 3	HD 100 EU 5	GRANDIA EU 3	GRANDIA EU 5
Standard GP Bucket Capacity	1.26 cu.m	1.26 cu.m	1.26 cu.m	1.26 cu.m
I Dump Height	2.96 m	2.96 m	2.96 m	2.96 m
J Load Over Height	3.39 m	3.39 m	3.39 m	3.39 m
K Pin Height	3.61 m	3.61 m	3.61 m	3.61 m
L Pin Forward Reach	0.42 m	0.42 m	0.54 m	0.54 m
M Reach at Ground	1.60 m	1.60 m	1.75 m	1.75 m
N Reach at full height	1.42 m	1.42 m	1.44 m	1.44 m
O Reach at full Height bkt Dumping	1.1 m	1.1 m	1.17 m	1.17 m
P Below ground level DIG Depth	0.08 m	0.08 m	0.16 m	0.16 m
Q Roll back at Ground	50°	50°	50°	50°
R Dump Angle	45°	45°	45°	45°
Bucket Break-out Force	8793 Kgf	8793 Kgf	8793 Kgf	8793kgf
Loader Arm Break-out Force	5642 Kgf	5642 Kgf	5642 Kgf	5642kgf
Pay Load	2000 Kgf	2000 Kgf	2000 Kgf	2000kgf
Lifting capacity at loader arm hook pin	3600kgf	3600kgf	3600kgf	3600kgf

### WORLD'S BEST COMPONENTS



## MULTIPLE LOADER BUCKET OPTIONS



## SALIENT FEATURES

All machines come with advanced features that enhance their performance, productivity and reliability to the highest level



More Bucket Breakout Force & Backhoe Bucket Capacity



Heavy Weight Champion



Most fuel efficient backhoe in the world in its class\*



The Tallest Dumping Backhoe Loader in the World



Optional Quick Hitch



Powder Coating : Scratch Resistant Painting



Effy power selector switch Wheel drive / backhoe



Better Weight Distribution Effy Power Drive System

## EASY TO MAINTAIN AT LOW COST

An Operator friendly machine that facilitates and alerts the operator for regular maintenance.



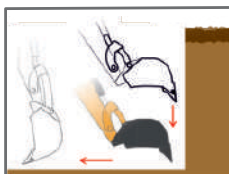
Engine high temperature Warning Alarm



Front Opening Bonnet



Single layer Radiator/ Cooler: Easy to clean



SQUARE CUT BULL LINKAGE BUCKET FOR CIVIL FOUNDATION

## WORLD CLASS CABIN COMFORT

Incorporated with features for the practical needs of the operator for uninterrupted fatigue free working for longer hours.




Direction inclinable



Forward Reverse Switch



6 - Directional Airflow Technology



Lever with Selector Switch

## Our other range of products



**BULL MACHINES PVT.LTD,**  
Trichy Road, Coimbatore. INDIA  
☎ +91 98422 87770  
✉ sales@bullmachine.com  
exports@bullmachine.com

Dealer

