


Medtronic

EverFlex™ Self-expanding Peripheral Stent with Entrust™ Delivery System

A performance
you can trust.

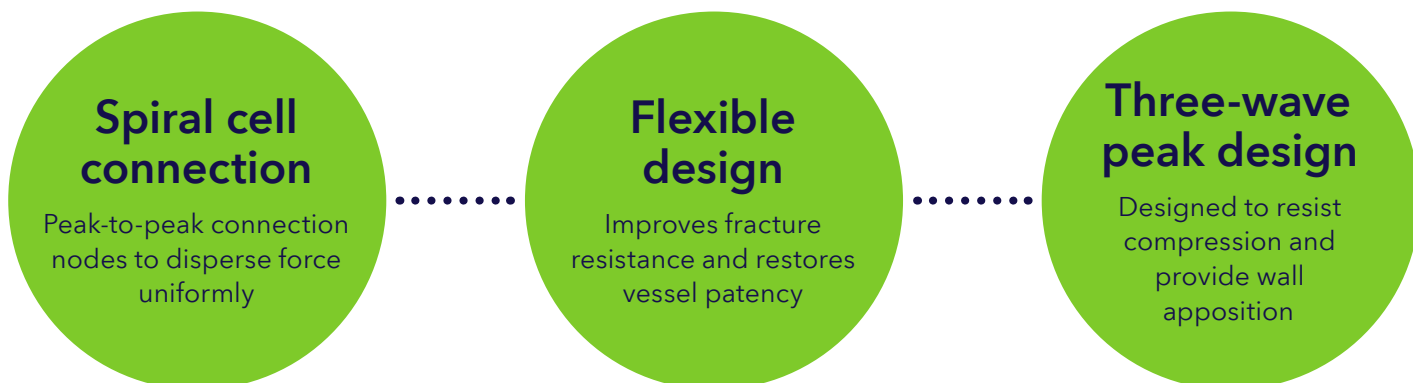
Simple. Predictable. Precise.



When you need to stent, look to the trusted performance of the EverFlex™ Stent – delivered with ease and precision by the Entrust™ Delivery System.

Physician-inspired design

When you need to stent, trust the precision, strength, and flexibility of the EverFlex™ Stent.†

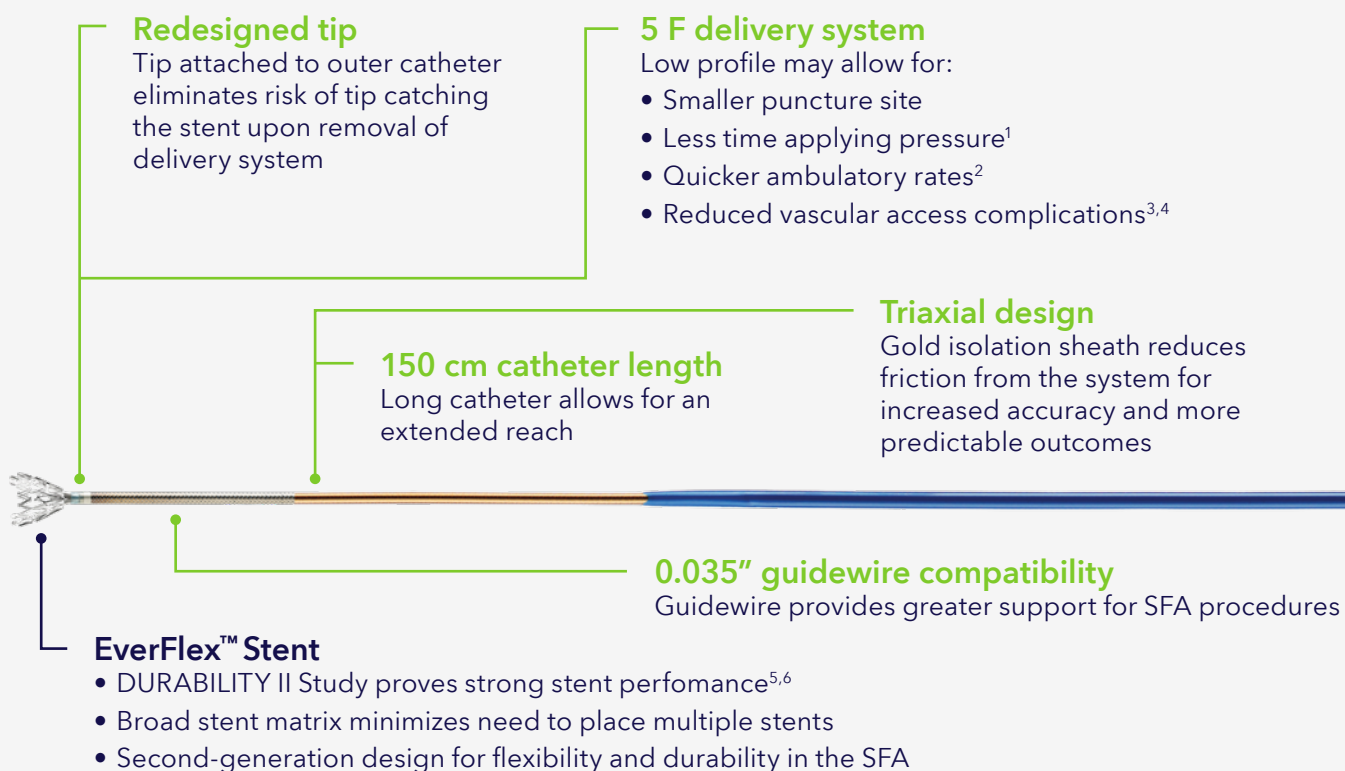


You asked for simple deployment with reduced variability – and the Entrust™ System delivered.

The Entrust™ Delivery System is a one-handed, triaxial stent delivery system with a low 5 F profile.

The device was engineered specifically for control and accuracy based on physician feedback provided during extensive interviews and procedural observations.

The EverFlex™ Stent combined with the Entrust™ Delivery System brings you more precision and control for repeatable outcomes.

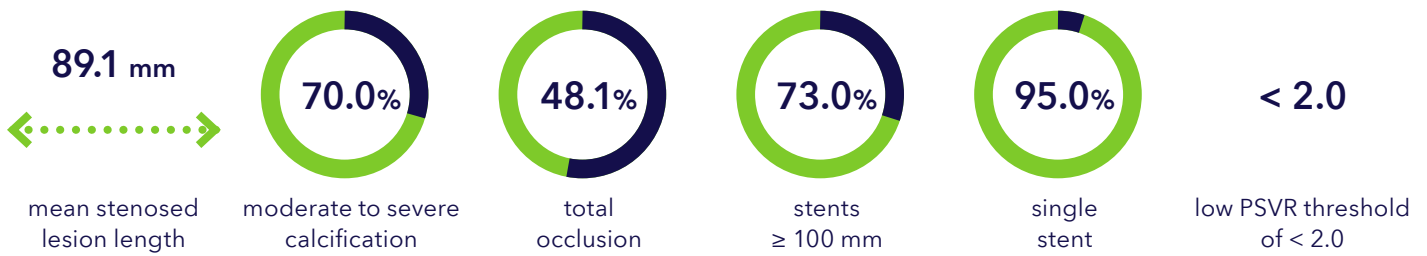


Proven performance

The DURABILITY II Study⁵

The first controlled study to focus on treating long, complex lesions and to specifically test the performance of a single long stent in the superficial femoral artery.⁵


The study enrolled 287 patients:



Three years later, the results continue to offer evidence that even in long, complex lesions, the EverFlex™ Stent can sustain patency and durability.⁶

	12 months	24 months	36 months
Freedom from loss of primary patency (PSVR < 2.0*)	77.9%	66.1%	60.0%
Patency in lesions ≤ 80 mm	87.5%	80.9%	71.0%
Patency in lesions ≥ 80 mm	69.6%	53.3%	50.5%
Fracture rate	0.4%	0.9%	0.9%

* Kaplan-Meier Analysis



Order information

Guidewire compatibility 0.035"

Product catalog number			Stent dimensions {Unconstrained}		Size compatibility	
Catheter length 80 cm	Catheter length 120 cm	Catheter length 150 cm	Diameter (mm)	Length (mm)	Vessel size (mm)	Sheath guide (F)
EVX35-05-020-080	EVX35-05-020-120	EVX35-05-020-150	5	20	3.5-4.5	5
EVX35-05-040-080	EVX35-05-040-120	EVX35-05-040-150	5	40	3.5-4.5	5
EVX35-05-060-080	EVX35-05-060-120	EVX35-05-060-150	5	60	3.5-4.5	5
EVX35-05-080-080	EVX35-05-080-120	EVX35-05-080-150	5	80	3.5-4.5	5
EVX35-05-100-080	EVX35-05-100-120	EVX35-05-100-150	5	100	3.5-4.5	5
EVX35-05-120-080	EVX35-05-120-120	EVX35-05-120-150	5	120	3.5-4.5	5
EVX35-05-150-080	EVX35-05-150-120	EVX35-05-150-150	5	150	3.5-4.5	5
EVX35-06-020-080	EVX35-06-020-120	EVX35-06-020-150	6	20	4.5-5.5	5
EVX35-06-040-080	EVX35-06-040-120	EVX35-06-040-150	6	40	4.5-5.5	5
EVX35-06-060-080	EVX35-06-060-120	EVX35-06-060-150	6	60	4.5-5.5	5
EVX35-06-080-080	EVX35-06-080-120	EVX35-06-080-150	6	80	4.5-5.5	5
EVX35-06-100-080	EVX35-06-100-120	EVX35-06-100-150	6	100	4.5-5.5	5
EVX35-06-120-080	EVX35-06-120-120	EVX35-06-120-150	6	120	4.5-5.5	5
EVX35-06-150-080	EVX35-06-150-120	EVX35-06-150-150	6	150	4.5-5.5	5
EVX35-07-020-080	EVX35-07-020-120	EVX35-07-020-150	7	20	5.5-6.5	5
EVX35-07-040-080	EVX35-07-040-120	EVX35-07-040-150	7	40	5.5-6.5	5
EVX35-07-060-080	EVX35-07-060-120	EVX35-07-060-150	7	60	5.5-6.5	5
EVX35-07-080-080	EVX35-07-080-120	EVX35-07-080-150	7	80	5.5-6.5	5
EVX35-07-100-080	EVX35-07-100-120	EVX35-07-100-150	7	100	5.5-6.5	5
EVX35-07-120-080	EVX35-07-120-120	EVX35-07-120-150	7	120	5.5-6.5	5
EVX35-07-150-080	EVX35-07-150-120	EVX35-07-150-150	7	150	5.5-6.5	5
EVX35-08-020-080	EVX35-08-020-120	EVX35-08-020-150	8	20	6.5-7.5	5
EVX35-08-040-080	EVX35-08-040-120	EVX35-08-040-150	8	40	6.5-7.5	5
EVX35-08-060-080	EVX35-08-060-120	EVX35-08-060-150	8	60	6.5-7.5	5
EVX35-08-080-080	EVX35-08-080-120	EVX35-08-080-150	8	80	6.5-7.5	5
EVX35-08-100-080	EVX35-08-100-120	EVX35-08-100-150	8	100	6.5-7.5	5
EVX35-08-120-080	EVX35-08-120-120	EVX35-08-120-150	8	120	6.5-7.5	5
EVX35-08-150-080	EVX35-08-150-120	EVX35-08-150-150	8	150	6.5-7.5	5

References

1. Büchler JR, Ribeiro EE, Falcão JL, et al. A randomized trial of 5 versus 7 French guiding catheters for transfemoral percutaneous coronary stent implantation. *J Interv Cardiol.* February 2008;21(1):50-55.
 2. Rodriguez A, Katz S. The use of the StarClose device for obtaining femoral artery hemostasis. *Vasc Endovascular Surg.* October 2011;45(7):627-630.
 3. Meis A, Osada N, Schlegel PM, Fischbach R, Heindel W, Kloska SP. Sonographic follow-up of the access site after arterial angiography: Impact on the detected complication rate. *J Ultrasound Med.* September 2009;28(9):1151-1157.
 4. Zahn R, Thoma S, Fromm E, et al. Do 5-F Catheters reduce the incidence of a pseudoaneurysm? *Int Angiol.* September 1996;15(5):257-260.
 5. Rocha-Singh KJ, Bosiers M, Schultz G, et al. A single stent strategy in patients with lifestyle limiting claudication: 3-year results from the Durability II trial. *Catheter Cardiovasc Interv.* July 2015;86(1):164-170.
 6. Matsumura J. DURABILITY II 12-month data. Presented at ISET 2012; Miami, FL.
- †Bench test data on file at Medtronic.

Medtronic

Medtronic International Trading Sàrl
Route du Molliau 31
Case postale
1131 Tolochenaz
Switzerland
Tel: +41 (0) 21 802 70 00
Fax: +41 (0) 21 802 79 00

See the device manual for detailed information regarding the instructions for use, indications, contraindications, warnings, precautions, and potential adverse events.

For further information, contact your local Medtronic representative and/or consult the Medtronic website at medtronic.eu.

© 2023 Medtronic. Medtronic and the Medtronic logo are trademarks of Medtronic.™™™Third-party brands are trademarks of their respective owners. All other brands are trademarks of a Medtronic company.
UC202403507-everflex-with-entrust-system-brochure-en-emea-9942780