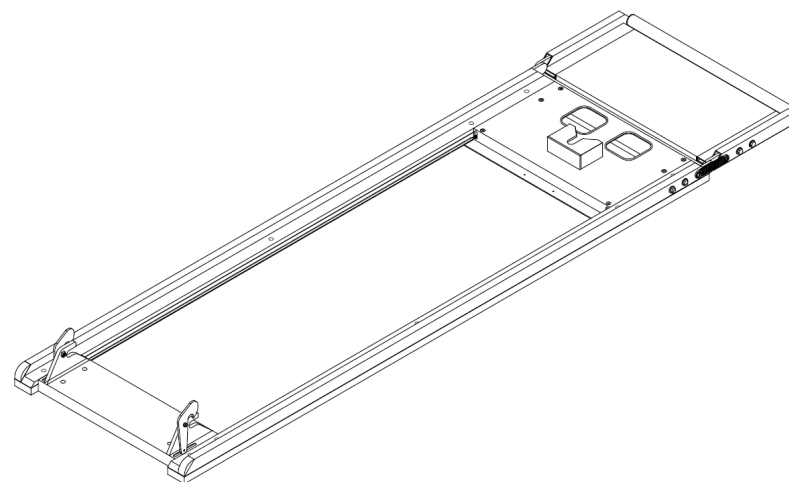


Rua de S. Caetano, 551 Apartado 526
4411-701 Canelas; Vila Nova de Gaia, Portugal
Telf: +351 227157100 , Fax: +351 2271244
autoribeiro@autoribeiro.pt
www.autoribeiro.pt

Inglês:








User Manual: Equipment E250



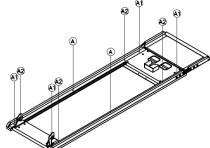
Equipment E250

The E250 is manually operated equipment, developed for use in vans. Its main objective is to establish the respective stretcher trolleys or monoblocs to various types of vans. This product is developed and manufactured by Auto Ribeiro Lda.

OPERATING MODE / USE

<u>System Lock / CLOSING</u>	
	1º - Opening the ramp equipment.
	2º - Move the trolley or monobloc over the pallet towards the illustrative figure to strike the closure system, being automatically locked.
<u>System Lock / OPENING</u>	
 	1º - Activate the command with two hands.
 	2º - Pull the trolley or monobloc out with the other hand.
	3º - Closing the ramp equipment.



FIXATION MODE

	Consult drawing supplied in Annex: D63/002/019
---	---

SPECIFICATIONS

<ul style="list-style-type: none">▪ Approximate Weight: 21,6 kg▪ Approximate Dimensions : 1793 x 615 x 355 mm
--

SECURITY INFORMATION

	<p>! This equipment can become dangerous:</p> <ul style="list-style-type: none">▪ Danger of Entrapment.▪ Equipment is provided with a closure spring. <div>WARNING: USE BY QUALIFIED PERSONS</div>
	<p>!</p> <ul style="list-style-type: none">▪ Check if the latch is locked up when the trolley or monobloc is placed.

MAINTENANCE

<p>!</p> <ul style="list-style-type: none">▪ Perform visual inspection every fifty cycles of use.▪ Lubrication elements of mechanical operation semiannually with high viscosity lubricant.▪ Verification of clamping connection elements quarterly. Proceed to adjust if necessary.▪ Check quarterly pitch closures. Proceed to adjust if necessary.
