

CENTRIFUGE CENTRIC CF 220

IVD

Simple classic centrifuges

Simple, efficient, and perfect for smaller clinical labs. With an 8-place rotor for 3-15ml tubes, it streamlines sample processing without complexity. A must-have for hassle-free clinical work.

TECHNICAL SPECIFICATIONS

Model	Centric CF 220
Max. G force	4.200rcf
Rotational speed	200 - 6000 rpm, step of 100 rpm
Max. capacity	
Angle rotor	8 x 15 ml
Rotors available	1
Acceleration levels	10
Deceleration levels	10 (level 0 without braking)
Display	LCD with back light
Timer	10 s to 99 min 50 s and continuous, step 10 s
Fast spin with preselected speed	yes
Max. power consumption	300 W
Noise level(at max. speed)	≤ 60 dBA
Dimension (H x W x D)	226 x 280 x 370 mm
Crating (H x W x D)	400 x 400 x 500 mm
Weight (Net/Crated)	13,9 / 17,0 kg
Height (with open lid)	493 mm
Program settings	100 programs
Lid locking mechanism	manual closed, motorized open
Lid lock	2 latches
Motor type	induction brushless motor
Permitted working ambient	"temperature 2°C to 35°C, rh 75% non-condensing"

ORDER INFORMATION

230 V, 50/60 Hz	Centric CF 220
Code	232.005
Order ref.	442742
120 V, 50/60 Hz	Centric CF 220 120 V
Code	1232.005
Order ref.	445418
230 V, 50/60 Hz, UK PLUG	Centric CF 220
Code	232.005/UK
Order ref.	466524
230 V, 50/60 Hz	Centric CF 220 IVD
Code	232.005/IVD
Order ref.	465561
120 V, 50/60 Hz	Centric CF 220 IVD 120 V
Code	1232.005/IVD
Order ref.	465562

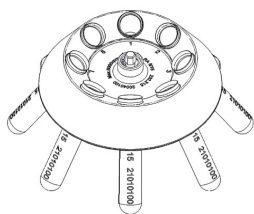


For more information visit Domel website: <https://labs.domel.com> / Technical specifications subject to change.

*The time may vary at different rotors, loads or voltage

ANGLE ROTOR RA 8/15 - included in the centrifuge package






Up to 8 x 15 ml centrifuge tubes
Shields included



Rotor specifications	RA 8/15
Max. Speed	6.000 rpm
Max. G force	4.200 rcf
Radius	104mm
Angle	35°
Max. capacity	8 x 15 ml
Min. acceleration time*	20 s
Min. braking time*	23 s
Rotor and shields autoclavable	yes

Code	232215
Order ref.	438526

Spare shields(set of 8)	B 15 SS
Code	472956
Order ref.	448817

	Blood collection tubes	Blood collection tubes	Blood collection tubes	Conical tubes
				
Nominal volume	5 ml	7 - 10 ml	10 - 12 ml	15 ml
Tube dimensions (d x l)	13 x 75 mm 13 x 82 mm	13 x 100 mm	16 x 100 mm	17 x 120 mm
				/
Adapter	A 5	/	/	/
No. of tubes / rotor	8			
No. of adapters / rotor	8			
Code				
Order ref.				