

# OptiPlex 3000 Small Form Factor

## Setup and Specifications

## Notes, cautions, and warnings

 **NOTE:** A NOTE indicates important information that helps you make better use of your product.


 **CAUTION:** A CAUTION indicates either potential damage to hardware or loss of data and tells you how to avoid the problem.

 **WARNING:** A WARNING indicates a potential for property damage, personal injury, or death.


|  |           |
|--|-----------|
| <b>Chapter 1: Set up your computer.....</b>                              | <b>4</b>  |
| <b>Chapter 2: Views of OptiPlex 3000 Small Form Factor.....</b>          | <b>9</b>  |
| Front.....   | 9         |
| Back.....  | 10        |
| <b>Chapter 3: Specifications of OptiPlex 3000 Small Form Factor.....</b> | <b>11</b> |
| Dimensions and weight.....   | 11        |
| Processor.....   | 11        |
| Chipset.....   | 12        |
| Operating system.....  | 12        |
| Memory.....  | 12        |
| Memory matrix.....   | 13        |
| External ports.....  | 13        |
| Internal slots.....  | 14        |
| Ethernet.....  | 14        |
| Wireless module.....   | 15        |
| Audio.....   | 15        |
| Storage.....   | 16        |
| Power ratings.....   | 17        |
| Power supply connector.....  | 17        |
| GPU—Integrated.....  | 18        |
| Multiple display support matrix.....                                     | 18        |
| GPU—Discrete.....  | 19        |
| Multiple display support matrix.....                                     | 19        |
| Hardware security.....   | 19        |
| Environmental.....   | 20        |
| Regulatory compliance.....   | 21        |
| Operating and storage environment.....                                   | 21        |
| Dell Support policy.....   | 21        |
| <b>Chapter 4: Getting help and contacting Dell.....</b>                  | <b>22</b> |

## Set up your computer

1. Connect the keyboard and mouse.




2. Connect to your network using a cable, or connect to a wireless network.



3. Connect the display.



4. Connect the power cable.



5. Press the power button.



## 6. Finish operating system setup.

### For Ubuntu:

Follow the on-screen instructions to complete the setup. For more information about installing and configuring Ubuntu, search in the Knowledge Base Resource at [www.dell.com/support](http://www.dell.com/support).


### For Windows:

Follow the on-screen instructions to complete the setup. When setting up, Dell recommends that you:





- Connect to a network for Windows updates.
  - NOTE:** If connecting to a secured wireless network, enter the password for the wireless network access when prompted.
- If connected to the internet, sign-in with or create a Microsoft account. If not connected to the internet, create an offline account.
- On the **Support and Protection** screen, enter your contact details.

## 7. Locate and use Dell apps from the Windows Start menu—Recommended

**Table 1. Locate Dell apps**

| Resources   | Description   |
|---|---|
|  | <b>My Dell</b><br>Centralized location for key Dell applications, help articles, and other important information about your computer. It also notifies you about the warranty status, recommended accessories, and software updates if available. |


**Table 1. Locate Dell apps (continued)**

| Resources   | Description   |
|---|---|
|  | <p><b>SupportAssist</b></p> <p>SupportAssist proactively and predictively identifies hardware and software issues on your computer and automates the engagement process with Dell Technical support. It addresses performance and stabilization issues, prevents security threats, monitors, and detects hardware failures. For more information, see <i>SupportAssist for Home PCs User's Guide</i> at <a href="http://www.dell.com/serviceabilitytools">www.dell.com/serviceabilitytools</a>. Click <b>SupportAssist</b> and then, click <b>SupportAssist for Home PCs</b>.</p> <p> <b>NOTE:</b> In SupportAssist, click the warranty expiry date to renew or upgrade your warranty.</p> |
|  | <p><b>Dell Update</b></p> <p>Updates your computer with critical fixes and latest device drivers as they become available. For more information on using Dell Update, search in the Knowledge Base Resource at <a href="http://www.dell.com/support">www.dell.com/support</a>.</p>  |
|  | <p><b>Dell Digital Delivery</b></p> <p>Download software applications, which are purchased but not preinstalled on your computer. For more information on using Dell Digital Delivery, search in the Knowledge Base Resource at <a href="http://www.dell.com/support">www.dell.com/support</a>.</p>   |



# Views of OptiPlex 3000 Small Form Factor

## Front

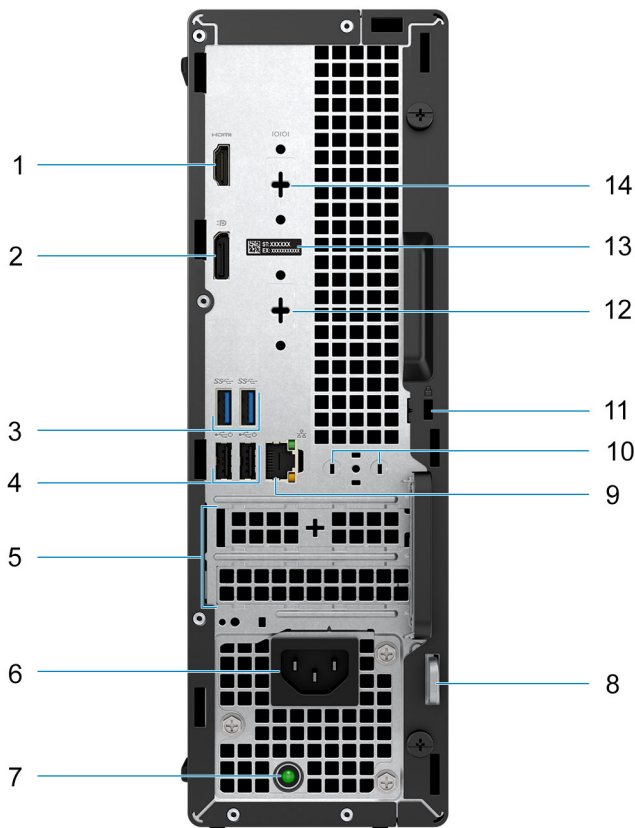


1. Power button

**NOTE:** The LED on the power button also functions as a diagnostic LED.

2. Hard-drive activity light
3. Universal audio port
4. USB 2.0 ports
5. USB 3.2 Gen 1 ports
6. Slim optical drive (optional)

# Back




1. HDMI 1.4b port  
**i** **NOTE:** The maximum resolution supported is 1920x1080 or 1920x1200.
2. DisplayPort 1.4a port(HBR2)
3. Two USB 3.2 Gen 1 ports
4. Two USB 2.0 ports with Smart Power On
5. Two expansion card slots
6. Power connector port
7. Power-supply diagnostics light
8. Padlock ring
9. RJ45 Ethernet port
10. External antenna slot
11. Kensington security-cable slot
12. HDMI 2.0b/DisplayPort 1.4/VGA port (optional)
13. Service Tag label
14. Serial port (optional)

# Specifications of OptiPlex 3000 Small Form Factor

## Dimensions and weight

The following table lists the height, width, depth, and weight of your OptiPlex 3000 Small Form Factor.

**Table 2. Dimensions and weight**

| Description  | Values  |
|--|---|
| Height   | 290.00 mm (11.42 in.)   |
| Width  | 92.71 mm (3.65 in.)   |
| Depth  | 292.80 mm (11.53 in.)   |
| Weight<br> <b>NOTE:</b> The weight of your computer depends on the configuration ordered and manufacturing variability. | <ul style="list-style-type: none"> <li>Minimum: 3.71 kg (8.18 lb)</li> <li>Maximum: 5.03 kg (11.09 lb)</li> </ul> |

## Processor

The following table lists the details of the processors that are supported by your OptiPlex 3000 Small Form Factor .

**Table 3. Processor**

| Description  | Processor type                                  | Processor wattage | Processor core count | Processor thread count | Processor speed      | Processor cache | Integrated graphics    |
|--------------|---|-------------------|----------------------|------------------------|----------------------|-----------------|------------------------|
| Option one   | 12 <sup>th</sup> Generation Intel Core i3-12100 | 60 W              | 4                    | 8                      | 3.30 GHz to 4.30 GHz | 12 MB           | Intel UHD Graphics 730 |
| Option two   | 12 <sup>th</sup> Generation Intel Core i3-12300 | 60 W              | 4                    | 8                      | 3.50 GHz to 4.40 GHz | 12 MB           | Intel UHD Graphics 730 |
| Option three | 12 <sup>th</sup> Generation Intel Core i5-12400 | 65 W              | 6                    | 12                     | 2.50 GHz to 4.40 GHz | 18 MB           | Intel UHD Graphics 730 |
| Option four  | 12 <sup>th</sup> Generation Intel Core i5-12500 | 65W               | 6                    | 12                     | 3.00 GHz to 4.60 GHz | 18 MB           | Intel UHD Graphics 770 |
| Option five  | 12 <sup>th</sup> Generation                     | 65 W              | 6                    | 12                     | 3.30 GHz to 4.80 GHz | 18 MB           | Intel UHD Graphics 770 |

**Table 3. Processor (continued)**

| Description  | Processor type           | Processor wattage | Processor core count | Processor thread count | Processor speed | Processor cache | Integrated graphics    |
|--------------|--------------------------|-------------------|----------------------|------------------------|-----------------|-----------------|------------------------|
|              | Intel Core i5-12600      |                   |                      |                        |                 |                 |                        |
| Option six   | Intel Celeron G6900      | 46 W              | 2                    | 2                      | up to 3.40 GHz  | 4 MB            | Intel UHD Graphics 710 |
| Option seven | Intel Pentium Gold G7400 | 46 W              | 2                    | 4                      | up to 3.70 GHz  | 6 MB            | Intel UHD Graphics 710 |

## Chipset

The following table lists the details of the chipset supported by your OptiPlex 3000 Small Form Factor.

**Table 4. Chipset**

| Description    | Values   |
|----------------|--|
| Chipset        | Intel B660   |
| Processor      | 12 <sup>th</sup> Generation Intel Core i3/i5, Intel Celeron and Pentium Gold |
| DRAM bus width | 64-bit, dual-channel   |
| Flash EPROM    | 32 + 16 MB   |
| PCIe bus       | Up to Gen 3.0  |

## Operating system

Your OptiPlex 3000 Small Form Factor supports the following operating systems:

- Windows 11 Home, 64-bit
- Windows 11 Pro, 64-bit
- Windows 11 Downgrade (Windows 10 image)
- Windows 11 Pro National Education, 64-bit
- Windows 11 CMIT Government Edition, 64-bit (China only)
- Kylin Linux Desktop version 10.1 (China only)
- Ubuntu Linux 20.04 LTS, 64-bit

## Memory

The following table lists the memory specifications of your OptiPlex 3000 Small Form Factor.

**Table 5. Memory specifications**

| Description  | Values          |
|--------------|-----------------|
| Memory slots | Two UDIMM slots |

**Table 5. Memory specifications (continued)**

| Description                     | Values  |
|---------------------------------|---|
| Memory type                     | Dual-channel DDR4   |
| Memory speed                    | 3200 MT/s   |
| Maximum memory configuration    | 64 GB   |
| Minimum memory configuration    | 4 GB  |
| Memory size per slot            | 4 GB, 8 GB, 16 GB, and 32 GB  |
| Memory configurations supported | <ul style="list-style-type: none"> <li>• 4 GB, 1 x 4 GB, DDR4, 3200 MT/s, single-channel</li> <li>• 8 GB, 1 x 8 GB, DDR4, 3200 MT/s, single-channel</li> <li>• 8 GB, 2 x 4 GB, DDR4, 3200 MT/s, dual-channel</li> <li>• 16 GB, 1 x 16 GB, DDR4, 3200 MT/s, single-channel</li> <li>• 16 GB, 2 x 8 GB, DDR4, 3200 MT/s, dual-channel</li> <li>• 32 GB, 1 x 32 GB, DDR4, 3200 MT/s, single-channel</li> <li>• 32 GB, 2 x 16 GB, DDR4, 3200 MT/s, dual-channel</li> <li>• 64 GB, 2 x 32 GB, DDR4, 3200 MT/s, dual-channel</li> </ul> |

## Memory matrix

The following table lists the memory configurations supported on your OptiPlex 3000 Small Form Factor.

**Table 6. Memory matrix**

| Configuration | Slot   |        |
|---------------|--------|--------|
|               | UDIMM1 | UDIMM2 |
| 4 GB DDR4     | 4G     |        |
| 8 GB DDR4     | 4G     | 4G     |
| 8 GB DDR4     | 8G     |        |
| 16 GB DDR4    | 8G     | 8G     |
| 16 GB DDR4    | 16G    |        |
| 32 GB DDR4    | 16G    | 16G    |
| 32 GB DDR4    | 32G    |        |
| 64 GB DDR4    | 32G    | 32G    |



## External ports

The following table lists the external ports of your OptiPlex 3000 Small Form Factor.

**Table 7. External ports**

| Description  | Values                        |
|--------------|-------------------------------|
| Network port | One RJ45 Ethernet port (rear) |


**Table 7. External ports (continued)**

| Description         | Values  |
|---------------------|---|
| USB ports           | <ul style="list-style-type: none"> <li>Two USB 2.0 ports (front)</li> <li>Two USB 3.2 Gen 1 ports (front)</li> <li>Two USB 3.2 Gen 1 ports (rear)</li> <li>Two USB 2.0 ports with Smart Power On (rear)</li> </ul>  |
| Audio port          | <ul style="list-style-type: none"> <li>One Universal audio port (front)</li> </ul>  |
| Video port          | <ul style="list-style-type: none"> <li>One DisplayPort 1.4a (HBR2) port</li> <li>One HDMI 1.4b port</li> <li> <b>NOTE:</b> The maximum resolution supported is 1920x1080 or 1920x1200.</li> <li>One optional video port (HDMI 2.0b/DisplayPort 1.4a (HBR3)/ VGA)</li> <li> <b>NOTE:</b> Download and install the latest Intel Graphics driver from <a href="http://www.dell.com/support">www.dell.com/support</a> to enable multiple displays.</li> </ul> |
| Media-card reader   | Not supported   |
| Power-adaptor port  | Not supported   |
| Security-cable slot | <ul style="list-style-type: none"> <li>One Kensington lock slot</li> <li>One Padlock ring</li> </ul>  |

## Internal slots

The following table lists the internal slots of your OptiPlex 3000 Small Form Factor.

**Table 8. Internal slots**

| Description    | Values   |
|----------------|--|
| PCIe Expansion | <ul style="list-style-type: none"> <li>One Half-height Gen3 PCIe x16 slot</li> <li>One Half-height Gen3 PCIe x1 slot</li> </ul>  |
| SATA           | <ul style="list-style-type: none"> <li>Two SATA 3.0 slots for 3.5-inch/2.5-inch hard drive and slim optical drive</li> </ul>   |
| M.2            | <ul style="list-style-type: none"> <li>One M.2 2230 slot for WiFi and Bluetooth card</li> <li>One M.2 2230/2280 slot for SSD</li> <li> <b>NOTE:</b> To learn more about the features of different types of M.2 cards, search in the Knowledge Base Resource at <a href="http://www.dell.com/support">www.dell.com/support</a>.</li> </ul> |

## Ethernet

The following table lists the wired Ethernet Local Area Network (LAN) specifications of your OptiPlex 3000 Small Form Factor.

**Table 9. Ethernet specifications**

| Description  | Values          |
|--------------|-----------------|
| Model number | Realtek RTL8111 |



**Table 9. Ethernet specifications (continued)**

| Description   | Values           |
|---------------|------------------|
| Transfer rate | 10/100/1000 Mbps |

## Wireless module

The following table lists the Wireless Local Area Network (WLAN) module specifications of your OptiPlex 3000 Small Form Factor.

**Table 10. Wireless module specifications**

| Description               | Option one   | Option two   | Option three  |
|---------------------------|--|--|---|
| Model number              | Intel AX210  | Realtek RTL8821CE  | Realtek RTL8822CE   |
| Transfer rate             | Up to 2400 Mbps  | Up to 433 Mbps   | Up to 867 Mbps  |
| Frequency bands supported | 2.4 GHz/5/6 GHz<br> <b>NOTE:</b> The 6 GHz frequency is supported on computers installed with Windows 11 operating system only.           | 2.4 GHz/5 GHz  | 2.4 GHz/5 GHz   |
| Wireless standards        | <ul style="list-style-type: none"> <li>• WiFi 802.11a/b/g</li> <li>• Wi-Fi 4 (WiFi 802.11n)</li> <li>• Wi-Fi 5 (WiFi 802.11ac)</li> <li>• Wi-Fi 6E (WiFi 802.11ax)</li> </ul>  | <ul style="list-style-type: none"> <li>• WiFi 802.11a/b/g</li> <li>• Wi-Fi 4 (WiFi 802.11n)</li> <li>• Wi-Fi 5 (WiFi 802.11ac)</li> <li>• Wi-Fi 6 (WiFi 802.11ax)</li> </ul> | <ul style="list-style-type: none"> <li>• WiFi 802.11a/b/g</li> <li>• Wi-Fi 4 (WiFi 802.11n)</li> <li>• Wi-Fi 5 (WiFi 802.11ac)</li> </ul> |
| Encryption                | <ul style="list-style-type: none"> <li>• 64-bit and 128-bit WEP</li> <li>• 128-bit AES-CCMP</li> <li>• TKIP</li> <li>• 256-bit AES-GCMP</li> </ul>   | <ul style="list-style-type: none"> <li>• 64-bit and 128-bit WEP</li> <li>• 128-bit AES-CCMP</li> <li>• TKIP</li> </ul>   | <ul style="list-style-type: none"> <li>• 64-bit and 128-bit WEP</li> <li>• 128-bit AES-CCMP</li> <li>• TKIP</li> </ul>                    |
| Bluetooth wireless card   | 5.2  | 5.0  | 5.0   |
|                           |  <b>NOTE:</b> The version of the Bluetooth wireless card may vary depending on the operating system that is installed on your computer. |  |   |

## Audio

The following table lists the audio specifications of your OptiPlex 3000 Small Form Factor.

**Table 11. Audio specifications**

| Description              | Values                               |
|--------------------------|--------------------------------------|
| Audio type               | 4 Channel High Definition Audio      |
| Audio controller         | Realtek Audio Controller, ALC3246-CG |
| Internal audio interface | Intel HDA (high-definition audio)    |
| External audio interface | One Universal audio port (front)     |

# Storage

This section lists the storage options on your OptiPlex 3000 Small Form Factor.

**Table 12. Storage matrix**

| Storage               |  |                     | 2.5-inch hard drive | 3.5-inch hard drive | 1 <sup>st</sup> M.2 socket (2230/2280) | 2 <sup>nd</sup> M.2 socket via PCIe card | 1 <sup>st</sup> Bootable Device       |
|-----------------------|--|---------------------|---------------------|---------------------|--|--|---------------------------------------|
| 2.5-inch hard drive   |  |                     | Yes                 | No                  | No                                     | No                                       | 2.5-inch hard drive                   |
| 3.5-inch hard drive   |  |                     | No                  | Yes                 | No                                     | No                                       | 3.5-inch hard drive                   |
| M.2 solid-state drive |  |                     | No                  | No                  | Yes                                    | No                                       | 1 <sup>st</sup> M.2 solid-state drive |
| M.2 solid-state drive | 3.5-inch hard drive                    |                     | No                  | Yes                 | Yes                                    | No                                       | 1 <sup>st</sup> M.2 solid-state drive |
| M.2 solid-state drive | 2.5-inch hard drive/solid-state drive  |                     | Yes                 | No                  | Yes                                    | No                                       | 1 <sup>st</sup> M.2 solid-state drive |
| M.2 solid-state drive | M.2 solid-state drive (expansion card) |                     | No                  | No                  | Yes                                    | Yes                                      | 1 <sup>st</sup> M.2 solid-state drive |
| M.2 solid-state drive | M.2 solid-state drive (expansion card) | 3.5-inch hard drive | No                  | Yes                 | Yes                                    | Yes                                      | 1 <sup>st</sup> M.2 solid-state drive |
| M.2 solid-state drive | M.2 solid-state drive (expansion card) | 2.5-inch hard drive | Yes                 | No                  | Yes                                    | Yes                                      | 1 <sup>st</sup> M.2 solid-state drive |

**Table 13. Storage specifications**

| Storage type   | Interface type    | Capacity     |
|--|-------------------|--------------|
| 2.5-inch, 7200 RPM, hard-disk drive                      | SATA 3.0          | Up to 1 TB   |
| 2.5-inch, 7200 RPM, Opal Self-Encrypting hard-disk drive | SATA 3.0          | 500 GB       |
| 3.5-inch, 7200 RPM, hard-disk drive                      | SATA 3.0          | Up to 2 TB   |
| M.2 2230, SSD, Class 35                                  | PCIe NVMe Gen3 x4 | Up to 512 GB |
| M.2 2230, SSD, Class 35                                  | PCIe NVMe Gen4 x4 | 512 GB       |
| M.2 2230, SSD, Class 35, Self-Encrypting, Opal 2.0, FIPS | PCIe NVMe Gen3 x4 | 256 GB       |
| M.2 2280, SSD, Class 40                                  | PCIe NVMe Gen3 x4 | Up to 1 TB   |



**Table 13. Storage specifications (continued)**

| Storage type  | Interface type    | Capacity     |
|---|-------------------|--------------|
| M.2 2280, SSD, Class 40                                 | PCIe NVMe Gen4 x4 | Up to 512 GB |
| M.2 2280, SSD Class 40, Self-Encrypting, Opal 2.0, FIPS | PCIe NVMe Gen4 x4 | Up to 1 TB   |

## Power ratings

The following table lists the power rating specifications of OptiPlex 3000 Small Form Factor.

**Table 14. Power ratings**

| Description                 | Option one  | Option two  |
|-----------------------------|---|---|
| Type                        | 180 W internal Power Supply Unit (PSU), 85% Efficient, 80 PLUS Bronze   | 300 W internal PSU, 92% Efficient, 80 PLUS Platinum   |
| Input voltage               | 90 VAC-264 VAC  | 90 VAC-264 VAC  |
| Input frequency             | 47 Hz-63 Hz   | 47 Hz-63 Hz   |
| Input current (maximum)     | 3 A   | 4.2 A   |
| Output current (continuous) | <ul style="list-style-type: none"> <li>12 VA/15 A</li> <li>12 VB/14 A</li> </ul> Standby mode: <ul style="list-style-type: none"> <li>12 VA/1.5 A</li> <li>12 VB/3.3 A</li> </ul> | <ul style="list-style-type: none"> <li>12 VA/18 A</li> <li>12 VB/18 A</li> </ul> Standby mode: <ul style="list-style-type: none"> <li>12 VA/1.5 A</li> <li>12 VB/3.3 A</li> </ul> |
| Rated output voltage        | <ul style="list-style-type: none"> <li>+12 VA</li> <li>+12 VB</li> </ul>  | <ul style="list-style-type: none"> <li>+12 VA</li> <li>+12 VB</li> </ul>  |
| Temperature range:          |   |   |
| Operating                   | 5°C to 45°C (41°F to 113°F)   | 5°C to 45°C (41°F to 113°F)   |
| Storage                     | -40°C to 70°C (-40°F to 158°F)  | -40°C to 70°C (-40°F to 158°F)  |

## Power supply connector

The following table lists the Power supply connector specifications of your OptiPlex 3000 Small Form Factor.

**Table 15. Power supply connector**

|                          |   |
|--------------------------|---|
| 180 W (80 PLUS Bronze)   | <ul style="list-style-type: none"> <li>One 4 pin connectors for processor</li> <li>One 8 pin connectors for system board</li> </ul> |
| 300 W (80 PLUS Platinum) | <ul style="list-style-type: none"> <li>Two 4 pin connectors for processor</li> <li>One 8 pin connectors for system board</li> </ul> |

## GPU—Integrated

The following table lists the specifications of the integrated Graphics Processing Unit (GPU) supported by your OptiPlex 3000 Small Form Factor.

**Table 16. GPU—Integrated**

| Controller             | External display support  | Memory size          | Processor  |
|------------------------|---|----------------------|--|
| Intel UHD Graphics 710 | <ul style="list-style-type: none"><li>One DisplayPort 1.4a (HBR2)</li><li>One HDMI 1.4b</li></ul> | Shared-system memory | Intel Celeron G6900 and Intel Pentium Gold G7400 processors                        |
| Intel UHD Graphics 730 | <ul style="list-style-type: none"><li>One DisplayPort 1.4a (HBR2)</li><li>One HDMI 1.4b</li></ul> | Shared-system memory | 12 <sup>th</sup> Generation Intel Core i3-12100, i3-12300, and i5-12400 processors |
| Intel UHD Graphics 770 | <ul style="list-style-type: none"><li>One DisplayPort 1.4a (HBR2)</li><li>One HDMI 1.4b</li></ul> | Shared-system memory | 12 <sup>th</sup> Generation Intel Core i5-12500 and i5-12600 processors            |

## Multiple display support matrix

The following table provides the multiple display support matrix for discrete graphics options on your OptiPlex 3000 Small Form Factor.

**Table 17. Multiple display support matrix**

| Graphics Card                                    | Radeon RX 640   | Radeon 550  | Radeon 540  |
|--|---|---|---|
| Memory   | 4 GB  | 2 GB  | 1 GB  |
| Ports  | <ul style="list-style-type: none"><li>2 x Mini-DP 1.4 ports</li><li>1 x DP 1.4 port</li></ul>   | <ul style="list-style-type: none"><li>2 x DP 1.4 port</li></ul>   | <ul style="list-style-type: none"><li>2 x DP 1.4 port</li></ul>   |
| Supported external displays with Direct Connect  | 3   | 2   | 2   |
| Supported external displays with DP Multi-Stream | 4   | 4   | 4   |
| Supported 4K Displays                            | DP1.4 HBR2, 4096 x 2304 @ 60 Hz   | DP1.4 HBR2, 4096 x 2304 @ 60 Hz   | DP1.4 HBR2, 4096 x 2304 @ 60 Hz   |
| Supported 5K Displays                            | 5K tiled resolution (5120x2880) support on DP panels. NOTE: Needs two DP cables driven through two separate DDIs from the source, and using DP-SST (Single Stream Transport) mechanism. | 5K tiled resolution (5120x2880) support on DP panels. NOTE: Needs two DP cables driven through two separate DDIs from the source, and using DP-SST (Single Stream Transport) mechanism. | 5K tiled resolution (5120x2880) support on DP panels. NOTE: Needs two DP cables driven through two separate DDIs from the source, and using DP-SST (Single Stream Transport) mechanism. |
| Resolution                                       | 5120 x 2880 @60 Hz  | 5120 x 2880 @60 Hz  | 5120 x 2880 @60 Hz  |
| Total Power                                      | 50 W  | 50 W  | 50 W  |

## GPU—Discrete

The following table lists the specifications of the discrete Graphics Processing Unit (GPU) supported by your OptiPlex 3000 Small Form Factor.

**Table 18. GPU—Discrete**

| Controller       | External display support  | Memory size | Memory type |
|------------------|---|-------------|-------------|
| AMD Radeon RX640 | <ul style="list-style-type: none"><li>Two Mini-DisplayPort 1.4 ports</li><li>One DisplayPort 1.4 port</li></ul> | 4 GB        | GDDR5       |
| AMD Radeon 550   | <ul style="list-style-type: none"><li>Two Mini-DisplayPort 1.4 ports</li><li>One DisplayPort 1.4 port</li></ul> | 2 GB        | GDDR5       |
| AMD Radeon 540   | <ul style="list-style-type: none"><li>Two Mini-DisplayPort 1.4 ports</li><li>One DisplayPort 1.4 port</li></ul> | 1 GB        | GDDR5       |

## Multiple display support matrix

The following table lists the multiple display support matrix for integrated graphics options on your OptiPlex 3000 Small Form Factor.

**Table 19. Multiple display support matrix**

| Description              | Option 1   | Option 2   | Option 3   |
|--------------------------|--|--|--|
| Integrated Graphics Card | Intel UHD Graphics 710   | Intel UHD Graphics 730   | Intel UHD Graphics 770   |
| Optional Module          | <ul style="list-style-type: none"><li>Option card with VGA (1920 x 1200 @ 60 Hz)</li><li>Option card with DP1.4a (HBR3) (5120 x 3200 @ 60 Hz)</li><li>Option card with HDMI 2.0b (4096 x 2160 @ 60 Hz)</li></ul> | <ul style="list-style-type: none"><li>Option card with VGA (1920 x 1200 @ 60 Hz)</li><li>Option card with DP1.4a (HBR3) (5120 x 3200 @ 60 Hz)</li><li>Option card with HDMI 2.0b (4096 x 2160 @ 60 Hz)</li></ul> | <ul style="list-style-type: none"><li>Option card with VGA (1920 x 1200 @ 60 Hz)</li><li>Option card with DP1.4a (HBR3) (5120 x 3200 @ 60 Hz)</li><li>Option card with HDMI 2.0b (4096 x 2160 @ 60 Hz)</li></ul> |
| Supported 4K Displays    | <ul style="list-style-type: none"><li>On board integrated DP1.4a (HBR2)</li><li>Option card with DP1.4a (HBR3)</li><li>Option card with HDMI 2.0b</li></ul>  | <ul style="list-style-type: none"><li>On board integrated DP1.4a (HBR2)</li><li>Option card with DP1.4a (HBR3)</li><li>Option card with HDMI 2.0b</li></ul>  | <ul style="list-style-type: none"><li>On board integrated DP1.4a (HBR2)</li><li>Option card with DP1.4a (HBR3)</li><li>Option card with HDMI 2.0b</li></ul>  |
| Supported 5K Displays    | Option card with DP1.4a (HBR3)   | Option card with DP1.4a (HBR3)   | Option card with DP1.4a (HBR3)   |

## Hardware security

The following table lists the hardware security of your OptiPlex 3000 Small Form Factor.

**Table 20. Hardware security**

| Hardware security              |
|--------------------------------|
| Kensington security-cable slot |

**Table 20. Hardware security (continued)**

| Hardware security   |
|---|
| Padlock ring  |
| Chassis lock slot support                                       |
| Chassis intrusion switch  |
| Lockable cable covers   |
| Supply chain tamper alerts                                      |
| SafelD including Trusted Platform Module (TPM) 2.0              |
| Smart card keyboard (FIPS)                                      |
| Microsoft 10 Device Guard and Credential Guard (Enterprise SKU) |
| Microsoft Windows Bitlocker                                     |
| Local hard drive data wipe through BIOS (Secure Erase)          |
| Self-encrypting storage drives (Opal, FIPS)                     |
| Trusted Platform Module TPM 2.0                                 |
| China TPM   |

## Environmental

The following table lists the environmental specifications of your OptiPlex 3000 Small Form Factor.

**Table 21. Environmental**

| Feature                                | Values   |
|--|----------|
| Recyclable packaging                   | Yes      |
| BFR/PVC—free chassis                   | No       |
| Vertical orientation packaging support | Yes      |
| Multi-Pack packaging                   | Yes      |
| Energy-Efficient Power Supply          | Standard |
| ENV0424 compliant                      | Yes      |

**NOTE:** Wood-based fiber packaging contains a minimum of 35% recycled content by total weight of wood-based fiber. Packaging that contains without wood-based fiber can be claimed as Not Applicable. The anticipated required criteria for EPEAT 2018.

# Regulatory compliance

The following table lists the regulatory compliance of your OptiPlex 3000 Small Form Factor.

**Table 22. Regulatory compliance**


| Regulatory compliance  |
|--|
| <a href="#">Product Safety, EMC and Environmental Datasheets</a> |
| <a href="#">Dell Regulatory Compliance Home page</a>             |
| <a href="#">Dell and the Environment</a>                         |

# Operating and storage environment

This table lists the operating and storage specifications of your OptiPlex 3000 Small Form Factor.

**Airborne contaminant level:** G1 as defined by ISA-S71.04-1985

**Table 23. Computer environment**

| Description  | Operating   | Storage  |
|--|---|--|
| Temperature range  | 10 °C–35°C (50°F–95°F)  | -40°C-65°C (-40°F-149°F)   |
| Relative humidity (maximum)  | 20% to 80% (non-condensing, Max dew point temperature = 26°C)                 | 5% to 95% (non-condensing, Max dew point temperature = 33°C)                   |
| Vibration (maximum)*   | 0.26 GRMS random at 5 Hz to 350 Hz  | 1.37 GRMS random at 5 Hz to 350 Hz   |
| Shock (maximum)  | Bottom half-sine pulse with a change in velocity of 40.20 cm/sec (20 in./sec) | 105G half-sine pulse with a change in velocity of 105.20 cm/sec (52.5 in./sec) |
| Altitude range   | -15.2 m to 3048 m (-49 ft to 10,000 ft)                                       | -15.2 m to 10,668 m (-49 ft to 35,000 ft)                                      |
|  <b>CAUTION:</b> Operating and storage temperature ranges may differ among components, so operating or storing the device outside these ranges may impact the performance of specific components. |   |  |

\* Measured using a random vibration spectrum that simulates user environment.

† Measured using a 2 ms half-sine pulse.

# Dell Support policy



For information on Dell support policy, search in the Knowledge Base Resource at [www.dell.com/support](http://www.dell.com/support).

# Getting help and contacting Dell

## Self-help resources


You can get information and help on Dell products and services using these self-help resources:


**Table 24. Self-help resources**

| Self-help resources   | Resource location   |
|---|---|
| Information about Dell products and services  | <a href="http://www.dell.com">www.dell.com</a>  |
| My Dell app   |    |
| Tips  |    |
| Contact Support   | In Windows search, type <code>Contact Support</code> , and press Enter.   |
| Online help for operating system  | <a href="http://www.dell.com/support/windows">www.dell.com/support/windows</a><br><a href="http://www.dell.com/support/linux">www.dell.com/support/linux</a>  |
| Access top solutions, diagnostics, drivers and downloads, and learn more about your computer through videos, manuals and documents. | Your Dell computer is uniquely identified by a Service Tag or Express Service Code. To view relevant support resources for your Dell computer, enter the Service Tag or Express Service Code at <a href="http://www.dell.com/support">www.dell.com/support</a> .<br>For more information on how to find the Service Tag for your computer, see <a href="#">Locate the Service Tag on your computer</a> .    |
| Dell knowledge base articles for a variety of computer concerns   | <ol style="list-style-type: none"> <li>1. Go to <a href="http://www.dell.com/support">www.dell.com/support</a>.</li> <li>2. On the menu bar at the top of the Support page, select <b>Support &gt; Knowledge Base</b>.</li> <li>3. In the Search field on the Knowledge Base page, type the keyword, topic, or model number, and then click or tap the search icon to view the related articles.</li> </ol> |

## Contacting Dell

To contact Dell for sales, technical support, or customer service issues, see [www.dell.com/contactdell](http://www.dell.com/contactdell).

 **NOTE:** Availability varies by country/region and product, and some services may not be available in your country/region.

 **NOTE:** If you do not have an active Internet connection, you can find contact information about your purchase invoice, packing slip, bill, or Dell product catalog.