




Référence: E13*106R00/20*16327*00

Annexes: - Rapport Technique
- Fiche de Renseignements du constructeur

Bertrange, le 22 février 2024

COMMUNICATION



Objet 2/:
Concerning 2/:

- **DELIVRANCE D'UNE HOMOLOGATION**
APPROVAL GRANTED
- **EXTENSION D'HOMOLOGATION**
APPROVAL EXTENDED
- **REFUS D'HOMOLOGATION**
APPROVAL REFUSED
- **RETRAIT D'HOMOLOGATION**
APPROVAL WITHDRAWN
- **ARRET DEFINITIF DE LA PRODUCTION**
PRODUCTION DEFINITELY DISCONTINUED

d'un type de pneumatique pour véhicules agricoles conformément au Règlement N° 106
of a type of tyre for agricultural vehicles pursuant to Regulation N° 106


Numéro d'homologation:

Approval number:

E13*106R00/20*16327*00

Marque d'homologation:

Approval mark:


 106R - 0016327

1. **Nom et adresse du fabricant:**
Manufacturer's name and address: ÖZKA LASTİK VE KAUÇUK SANAYİ TİCARET ANONİM ŞİRKETİ
MAHMUTPASA MAH. KANALYOLU CAD. NO:129
BASISKELE/KOCAELI/TURKEY
2. **Désignation du type de pneumatique 3/:**
Tyre type designation 3/: 9.00-16 TSW KNK 27 128 A6 14PR
 - 2.1. **Nom(s) de marque ou marque(s) de fabrique:**
Brandname(s)/trademark(s): ÖZKA/ SEHA/ GTK/ PULMOX
 - 2.2. **Désignation(s) commerciale(s) ou nom(s) commerciaux:**
Trade description(s)/Commercial name(s): KNK 27/ SH-450/ TN 70/ TRL 65

3.	Le cas échéant, nom et adresse du représentant du fabricant: If applicable, name and address of manufacturer's representative:	Bedriye AKINCI Donatusstrasse 127-129, 50259 Pulheim (Brauweller)/Germany
4.	Caractéristiques sommaires: Summerized description:	
4.1.	Désignation de la dimension du pneumatique: The tyre size designation:	9.00-16
4.2.	Catégorie d'utilisation: Category of use:	Tractor - steering wheel
4.3.	Structure <u>2</u>/: Structure <u>2</u> /:	diagonale / diagonale ceinturée / radiale diagonal (bias-ply) / bias belted / radial
4.4.	Code de catégorie de vitesse: Speed category symbol:	A6
4.5.	Indice de capacité de charge: Load-capacity index:	128
4.5.1.	Tracteurs (machines agricoles seulement): For traction (implement only):	not applicable
4.5.2.	Remorques (machines agricoles seulement): For trailer (implement only):	not applicable
4.6.	Montage avec ou sans chambre à air: Whether the tyre is to be fitted with or without an inner tube:	with an inner tube
4.7.	Description du service supplémentaire, le cas échéant: The supplementary service description, if applicable:	not applicable
4.8.	Pression de gonflage (kPa/bar) <u>2</u>/: Inflation pressure (kPa/bar) <u>2</u> /:	462 kPa/ bar
5.	Services techniques, le cas échéant, laboratoires d'essais agréés aux fins d'homologation ou de vérification de la conformité: Technical service and, where applicable, test laboratory approved for purposes of approval or of verification of conformity:	Luxcontrol SA B.P. 349 L-4004 Esch-sur-Alzette
6.	Date du procès-verbal délivré par le service technique: Date of report issued by that service:	06.02.2024
7.	Numéro du procès-verbal délivré par le service technique: Number of report issued by that service:	LC 1370 069 24
8.	Motifs(s) de l'extension (le cas échéant): Reason(s) of extension (if applicable):	not applicable
9.	Observations: Any remarks:	none



10. **Lieu:**
Place: Bertrange
11. **Date:**
Date: 22 février 2024
12. **Signature:**
Signature:

**Pour la Ministre de la Mobilité
et des Travaux publics**



Pol PHILIPPE
Attaché

Pour la SNCH



Laurent LINDEN
Directeur opérationnel



13. **On trouvera en annexe à la présente communication la liste des documents constituant le dossier d'homologation déposés auprès de l'autorité d'homologation de type qui a délivré l'homologation, et qui peuvent être obtenus sur demande.**
Annexed to this communication is a list of documents in the approval file deposited at the type approval authorities having delivered the type approval and which can be obtained upon request.
see "INDEX TO TYPE-APPROVAL REPORT"

2/ Biffer les mentions inutiles

Strike out what does not apply

3/ Une liste des noms de marques/marques de fabrique ou de désignations commerciales/noms commerciaux peut être jointe en annexe à la présente communication.

A list of brand name(s)/trademark(s) or Trade description(s)/ Commercial name(s) may be annexed to this communication.



Référence: E13*106R00/20*16327*00

Annexes: - Rapport Technique
- Fiche de Renseignements du constructeur

Bertrange, le 22 février 2024

Index du dossier d'homologation Index to type-approval report

	Numéro d'homologation: Approval number:	E13*106R00/20*16327*00
	Révision: Revision:	00
	Marque de fabrique: Trade mark:	ÖZKA/ SEHA/ GTK/ PULMOX
	Type: Type:	9.00-16 TSW KNK 27 128 A6 14PR
1.	Procès-verbal d'essai: Test report:	N° LC 1370 069 24
	- Technical report:	Page(s) 1 to 4;
	- Index:	Page(s) 1;
	- Communication as numbered in standard:	Annex A – Page(s) 1 & 2;
	- Test results:	Annex B – Page (s) 1 to 7.
2.	Dossier du constructeur: Report of the manufacturer:	N° 9.00-16 TSW KNK 27 128 A6 14PR
	- Manufacturer's information document:	Page(s) 1 & 2;
	- Range of tire size(s):	Annex 1 – Page(s) 1;
	- Sample drawing of the tyre:	Annex 2 – Page(s) 1 to 4.
3.	Autres documents annexés: Other documents annexed:	not applicable
4.	Date de délivrance de l'homologation initiale: Date of issue of initial type approval:	22.02.2024
5.	Date de la dernière délivrance de pages révisées: Date of last issue of revised pages:	not applicable
6.	Date de la dernière délivrance d'une homologation révisée: Date of last extension:	not applicable



1. General

Manufacturer Name and Address: **ÖZKA LASTİK VE KAÜÇUK SANAYİ TİCARET ANONİM ŞİRKETİ**
MAHMUTPAŞA MAH. KANALYOLU CAD. NO.129
BAŞİSKELE/KOCAELİ/TURKEY

Assembly plant:
ÖZKA LASTİK VE KAÜÇUK SANAYİ TİCARET ANONİM ŞİRKETİ BAŞYİĞİT ŞUBESİ
KARADENİZLİLER MAH. BAŞYİĞİT CAD. NO:178
BAŞİSKELE/KOCAELİ/TURKEY

~~Vehicle Type~~

Or component or STU Type: **9.00-16 TSW KNK 27 128 A6 14PR**

2. Test details

	Inspector	Location of test:	Date of receipt of test item:	Date of test/audit:
Main Report	Ayhan Şirvani (Type Approval Engineer)	Tires tested at: Mobilite Laboratory Sanayi Mah.Yankı Sokak No:130/B Kocaeli/Turkey	02 January 2024	14 January 2024 (Dimension Measurement and Burst Test)

2.1 Tests Required

Yes, NA, See Report ... / Approval ... / Annex ...

Markings:	Yes
Section Width:	Yes
Outer Diameter:	Yes
Tyre Resistance to Bursting Test:	Yes
Load/Speed Test:	NA

2.2 Tyre Specification

Tyre Size Designation:	9.00-16
Category of Use:	Tractor - steering wheel
Structure:	diagonal (bias-ply)
Speed Category Symbol:	A6
Load Capacity Index:	128
Factor (x)	NA



2.3. Remarks

2.3.1. Main report

The worst case tyre criteria for the burst resistance test was chosen according to the dimensionally biggest tyre with the highest inflation pressure.

There is only one variant/version tyre size produced so the 9.00-16 TSW KNK 27 128 A6 14PR tyre was tested with max. 10 bar test pressure acc. to Annex 8 of ECE R106.

Also, the measurements were taken and markings were checked acc. to Annex 6 of ECE R106.



3. Statement of compliance

The inspections items and measurements carried out have shown the compliance of the type described in this technical report and the attached Annexes with the requirements of the standard as stated on page 1.

Istanbul/Turkey, February 6, 2024

Luxcontrol s.a.
Service Homologation-automobile

Ayhan Şirvani
Ingénieur-Inspecteur

Onur Yavuz
Ingénieur-Inspecteur



Details to the information package, including a summary in chronological order, concerning extensions and/or amendments

Type-approval previously granted: **Not applicable**

Main Report

Technical Report No.: LC 1370 069 24	4 Pages
Index	1 Page

List of Annexes:

A: Communication as numbered in the standard	2 Pages
B: Test results	7 Pages
C: Information folder	7 Pages

Content of information folder:

- Manufacturer's information document	Pages 1 to 2
- Range of Tyre Sizes	Page 3
- Sample Drawings of Tyres (arrangement of tyre marking)	Pages 4 to 7



COMMUNICATION AS NUMBERED IN THE STANDARD

[1.] Manufacturer's name and address:

**ÖZKA LASTİK VE KAÇUK SANAYİ TİCARET
ANONİM ŞİRKETİ
MAHMUTPAŞA MAH. KANALYOLU CAD. NO.129
BAŞISKELE/KOCAELİ/TURKEY**

Assembly plant:

**ÖZKA LASTİK VE KAÇUK SANAYİ TİCARET
ANONİM ŞİRKETİ BAŞYİĞİT ŞUBESİ
KARADENİZLİLER MAH. BAŞYİĞİT CAD. NO:178
BAŞISKELE/KOCAELİ/TURKEY**

[2.] Tyre type designation: **9.00-16 TSW KNK 27 128 A6 14PR**

[2.1.] Brand name(s)/trademark(s): **ÖZKA/ SEHA/ GTK/ PULMOX**

[2.2.] Trade description(s)/Commercial name(s): **KNK 27/ SH-450/ TN 70/ TRL 65**

[3.] If applicable, name and address of manufacturer's representative:

**Bedriye AKINCI
Donatusstrasse 127-129 50259
Pulheim (Brauweiler)/Germany**

[4.] Summarized description: **See below**

[4.1.] The tyre size designation: **9.00-16**

[4.2.] Category of use: **Tractor - steering wheel**

[4.3.] Structure: **diagonal (bias-ply)/~~bias belted~~/radial ⁽¹⁾**

[4.4.] Speed category symbol: **A6**

[4.5.] Load-capacity index: **128**

[4.5.1.] for traction (implement only): **Not applicable**

[4.5.2.] for trailer (implement only): **Not applicable**

[4.6.] Whether the tyre is to be fitted with or without an inner tube: **with an inner tube**

[4.7.] The supplementary service description, if applicable: **Not applicable**



[4.8.] Inflation pressure (kPa/~~bar~~)⁽¹⁾: **462**

[8.] Reason(s) for extension of approval: **Not applicable**

[9.] Any remarks: **Approval to Supplement 20**

(1) Strike out what does not apply

E13*106R00/20*16327*00

Société Nationale de Certification et d'Homologation



1. Test results:

Markings

3.1.	Tyres bear:	
3.1.1.	Manufacturer's trade name or mark;	Yes
3.1.2.	Trade Description/Commercial Name;	Yes
3.1.3.	Tyre Size Designation;	Yes
3.1.4.	An indication of the structure as follows:	Yes
3.1.4.1.	- On diagonal (bias-ply) tyres, no additional marking*	
3.1.4.2.	- On radial ply tyres, optionally, the word "RADIAL" *	
3.1.4.3.	- On bias belted tyres, the words "BIAS BELTED" *	
	<i>*Strikethrough, as appropriate.</i>	
3.1.5.	"Service description" (load capacity index with a speed category symbol), as defined in paragraph 2.29;	Yes
3.1.5.1.	In the case of an implement tyre, the service description supplemented with the relevant application symbol;	NA
3.1.5.2.	In the case of an implement tyre for mixed applications, two service descriptions – one for 'trailer' applications and the other for 'traction';	NA
3.1.6.	Supplementary service description, if applicable;	NA
3.1.7.	In the case of a special tread tyre, inscription 'DEEP' (or "R-2" or "LS-3" or "HF-3" or "HF-4");	NA
3.1.7.1.	<i>"DEEP" and "R-2" identify special tread tyres for tractor drive wheels.</i>	
3.1.8.	In the case of a tractor steering wheel tyre that is not already marked, as per paragraph 2.18.6, the inscription: - "F-1"* - "F-2"* - "F-3"* <i>*Strikethrough, as appropriate.</i>	NA
2.18.13.	The letters 'LS' after the nominal rim diameter marking in case of log-skidder tyres for forestry machines	NA
3.1.9.	The inscription 'LS-3' identifies special tread tyres in the case of log-skidder tyres for forestry machines.	NA
3.1.10.	Inscription "IMPLEMENT" in the case of an implement tyre that is not already marked, as per paragraph 2.18.5;	NA
3.1.10.1.	Inscription 'I-3' for implement tyres with traction tread, as identified in Annex 5, Tables 5 and 6;	NA
3.1.11.	Word "TUBELESS" if the tyre is designed for use without an inner tube;	NA



3.1.12.	Inscription "... bar MAX" (or "... kPa MAX") inside the pictogram shown in Annex 11, to notify the cold inflation pressure that shall not be exceeded for bead seating during tyre mounting;	Yes	
3.1.13.	The inscription "R-3" for tractor drive wheel tyres with shallow tread as identified in Annex 5, Table 2.	NA	
3.1.14	The inscription "R-4" in the case of a construction application tyre, identified in Annex 5, Table 9, that is not already marked as per paragraph 2.18.12. above.	NA	
3.1.15	The inscriptions "HF-1", "HF-2", "HF-3", or "HF-4" in the case of high-flotation tyres for tractor drive wheels or forestry machines listed in Annex 5 Table 7.	NA	
3.1.15.1.	<i>"HF-3" and "HF-4" identify special tread tyres.</i>		
3.1.16.	An indication, in kPa, of the inflation pressure to be adopted for measurements (as specified in Annex 6 paragraph 1) and for the tyre resistance to bursting (as specified in Annex 8 paragraph 2.1) and, if applicable, the load/speed test (as specified in Annex 9 paragraph 2.3). This marking shall be preceded by the symbol "@" or the word "at" (e.g. "@ 240 kPa" or "at 240 kPa") and be placed near the service description, either after or below.	Yes	
3.1.16.1.	<i>However, this indication shall not be mandatory on any tyre first type approved before the entry into force of Supplement 16 to this Regulation.</i>		
3.2.	Tyres submitted for approval shall bear on one sidewall only the following markings:		
3.2.1.	Tyre is marked with the date of manufacture in the form of a group of four digits, the first two showing the week and the last two the year of manufacture:	5223	Yes
	<i>Note: This marking is not mandatory on any tyre submitted for approval until two years after the date of entry into force of this regulation.</i>		
3.2.2.	A free space sufficiently large to accommodate an approval mark as shown in Annex 2 to this Regulation.	Yes	
<u>Position of Markings</u>			
3.3.	The markings referred to in paragraph 3.1. and the approval mark prescribed in paragraph 5.4. of this Regulation shall be clearly legible, indelible and raised above or sunk below the tyre surface.	Yes	
3.4.	<i>Note: Annex 3 gives examples of the arrangement of tyre markings.</i>		



Measuring Tyre Dimensions

Ann. 6, 1.	Inflation pressure	462	kPa	Yes
------------	--------------------	-----	-----	-----

Note: The tyre shall be mounted on the measuring rim specified by the manufacturer

Section Width

6.1.1.	Section width calculated by $S = S1 + K (A-A1)$: <i>S is the section width (in mm) related to the measuring rim; S1 is the nominal section width (in mm) as shown on the sidewall of the tyre in the tyre designation; A is the width (in mm) of the measuring rim; A1 is the width (in mm) of the theoretical rim; Note: It is taken to equal S1 multiplied by the factor X as specified by the tyre manufacturer K is 0.4</i>	234	mm	Yes
6.1.2.	<i>Note: For the types of tyre for which the size designation is given in the first column of the tables in Annex 5, the theoretical rim width (A1) and the nominal section width (S1) are given opposite the tyre designation in those tables.</i> Measured overall width	245,2	mm	Yes
Ann. 6, 4.	<i>The overall width is measured by calliper at six equally - paced points, account being taken of the thickness of the protective ribs or bands. The highest measurement so obtained is taken as the overall width.</i>			
6.3.2.	Overall width of the tyre does not exceed the section width by more than: - Radial construction + 5 % - Diagonal (bias) construction + 8 %			Yes
6.3.1.	<i>Note: The overall width of a tyre may be less than the section width determined pursuant to paragraph 6.1., or shown in Annex 5;</i>			
6.3.3.	<i>Note: For the types of tyre for which the size designation is given in the first column of the tables in Annex 5, the allowed percentages are those given in the relevant tables, if any.</i>			

Outer Diameter

6.2.1.	For sizes not listed in Annex 5, Outer diameter calculated by $D = d + 2 H$ d is the conventional number denoting the nominal rim diameter (in mm); <i>Note: See paragraph 2.19 of regulation</i>	848	mm	NA
	For sizes not listed in Annex 5, H is the nominal section height (in mm) and is equal to $H = 0.01 \times Ra \times S_1$. <i>Ra is the nominal aspect ratio S1 is the "nominal section width" in mm</i>	406	mm	Yes
		NA	mm	NA
6.4.1.1.	For sizes listed in Annex 5, $H = 0.5 (D - d)$. <i>Note: For the types of tyres for which the size designation is given in the first column of the tables in Annex 5, the outer diameter (D) and the nominal rim diameter (d) are given opposite the tyre designation in those tables.</i>	221	mm	Yes
6.2.2.				
6.4	Tyre outer diameter; specification of tolerances			
6.4.1	$D_{min} = d + 2 (H \times a)$; $D_{max} = d + 2 (H \times b)$. Where $H_{min} = H \cdot a$, rounded to the nearest mm $H_{max} = H \cdot b$, rounded to the nearest mm <i>H and d are defined in 6.2.1 and 6.4.1.1 above.</i>	830	mm	Yes
		860	mm	Yes
		212	mm	Yes
		227	mm	Yes



6.4.2. Coefficients 'a' and 'b' are respectively:

Category of Use	Radial		Diagonal (bias)	
	a	b	a	b
Steering wheels	0.96	1.04	0.96	1.07
Tractor drive wheels and forestry machines – normal	0.96	1.04	0.96	1.07
Tractor drive wheels and forestry machines – special	1.00	1.12	1.00	1.12
Implement	0.96	1.04	0.96	1.07
Construction applications	0.96	1.04	0.97	1.07

6.4.3. Note: For the types of tyre for which the size designation is given in the first column of the tables in Annex 5, the allowed percentages are those given in the relevant tables, if any.

Ann. 6, 5. Measured outer diameter mm
Note: The outer diameter is determined by measuring the maximum circumference and dividing the figure so obtained by π (3,1416).

6.4.1. Outer diameter of the tyre is not outside the values D_{\min} and D_{\max} .

Tyre Resistance to Bursting Test

Preparing the Tyre

Ann 8, 1.1. Mount a new tyre on the test equipment. Wheels used for the test shall be suitable to withstand, with no deformation, the highest value of pressure achievable during the test.

Ann 8, 1.2. Carefully centre the tyre beads on the retention device and adjust the outer distance of the tyre beads to a value corresponding to the width of the rim specified by the manufacturer pursuant to paragraph 4.1.10. of this Regulation.

Ann 8, 1.3. Tyre filled with water, taking care that all the air inside the tyre is expelled.

Test Procedure

Ann 8, 2.1. Apparatus activated and the pressure of the water inside the tyre is increased in order to progressively reach the limit given by two and half times the pressure specified by the tyre manufacturer.

Ann 8, 2.1.1. Limit value is not lower than 6 bar (600 kPa) or kPa higher than 10 bar (1000 kPa):

Ann 8, 2.2. Value of the pressure maintained constant for at least 10 minutes.

Ann 8, 2.3. Pressure of the water progressively decreased to zero and tyre drained.

Ann 8, 2.4. Whilst the pressure of the water inside the tyre is higher than the ambient pressure, nobody stands inside the test room and it is safely locked.



Equivalent Test Method

Ann 8, 3.	If a method other than that described above is used, its equivalence has been demonstrated.	NA
-----------	---	----

Load/Speed Test

(Applicable for new tyres marked with the speed category 'D'.)

Preparing the Tyre

Ann 9, 2.1.	New tyres mounted on the test rim specified by the manufacturer.	NA
Ann 9, 2.1.1.	To seat the beads, the maximum pressure marked on the tyre sidewalls is not exceeded.	NA
Ann 9, 2.2.	New inner tube used when testing tyres with inner tubes (i.e. tyres not bearing the marking "Tubeless").	NA
Ann 9, 2.3.	With the tyre beads properly seated on the rim, tyre inflated to the pressure specified by the tyre manufacturer:	NA kPa
Ann 9, 2.4.	Tyre and wheel assembly conditioned at test room temperature for no less than three hours.	NA
Ann 9, 2.5.	Tyre pressure readjusted to that specified in paragraph 2.3 above.	NA
Ann 9, 2.6.	On request of the tyre manufacturer, test programme is either: - In a laboratory on a test drum* - On a road using a trailer* <i>Strikethrough, as appropriate.</i>	NA

Test Procedure on a Test Drum

Ann 9, 3.1.	Tyre and wheel assembly mounted on the test axle and pressed against the outer face of a smooth power-driven test drum of at least 1,700 mm ± 1 % in diameter, having a surface at least as wide as the tyre tread.	NA
Ann 9, 3.1.1.	<i>Note: Drum widths narrower than the tyre tread pattern may be used if the tyre manufacturer agrees.</i>	
Ann 9, 3.2.	Test drum speed is 20 km/h.	NA
Ann 9, 3.3.-3.3.1.	Series of masses applied to the test axle, in accordance with the load/speed test programme shown below, with reference to the test load, which equates to the mass corresponding to load index marked on the tyre in case of tyres marked with speed symbol D.	NA



Load Speed Test Programme			
Tyre Speed Category Symbol	Test Step	Percentage of Test Load	Duration (hours)
D	1	66 per cent	7
	2	84 per cent	16
	3	101 per cent	24

Ann 9, 3.4.

Ann 9, 3.4.1.

In the case of a test drum larger than $1,700 \pm 1$ per cent, the above 'percentage of test load' is increased as follows:

$F_1 = K \cdot F_2$ where:

$$\kappa = \sqrt{\frac{(R_1/R_2) \cdot (R_2 + RT)}{(R_1 + RT)}}$$

R_1 is the diameter of the test drum (in mm);

R_2 is the diameter of the reference test drum of 1,700;

R_T is the tyre outer diameter (in mm);

F_1 is the percentage of the load to be applied for the test drum;

F_2 is the percentage of the load, as per the above table, to be applied for reference test drum of 1,700 mm.

NA

Ann 9, 3.5.

Tyre pressure is not corrected throughout the test and the test load is kept constant throughout each of the three test steps.

NA

Ann 9, 3.6.

During the test, temperature in the test room is °C maintained between 20 °C and 30 °C:

NA

Note: May be another temperature if the manufacturer agrees.

Ann 9, 3.7.

Load/speed test programme carried out without interruption.

NA

Test Procedure on a Trailer

Ann 9, 4.1.

Two new tyres of the same type mounted on a trailer.

NA

Ann 9, 4.2.

Mass applied on the trailer in order that each tyre be equally loaded with a test load corresponding to the load carrying capacity allowed for that tyre type at 15 km/h (see load variations in Annex 7).

NA

Ann 9, 4.3.

Trailer run at a constant speed of 15 km/h \pm 1 km/h for 48 hours.

NA

Ann 9, 4.3.1.

Temporary interruptions are compensated by an additional run-in of 5 minutes for every 20 minutes of interruption.

NA

Ann 9, 4.4.

Tyre pressure is not corrected and the test load is kept constant throughout the test.

NA

Ann 9, 4.5.

During the test, the ambient temperature is °C between 5 °C and 30 °C:

NA

Note: May be another temperature if the manufacturer agrees.

Equivalent Test Method

Ann 9, 5.

If a method other than those described above is used, its equivalence is demonstrated.

NA




2. Remarks

The inspection results are only applicable to items which have been tested.

3. Test facilities

Calibration of measuring and test equipment used to carry out the inspections is in accordance with the ECE-Regulation stated on page of this report and with ISO 17025:2017.

	INFORMATION DOCUMENT ACCORDING TO ECE R106.00 to Supplement 20 UNIFORM PROVISIONS CONCERNING THE APPROVAL OF PNEUMATIC TYRES FOR AGRICULTURAL VEHICLES AND THEIR TRAILERS	Document Number	9.00-16 TSW KNK 27 128 A6 14PR
		Original Date	02.01.2024
		Extension Number	--
		Extension Date	--

1. GENERAL


E13*106R00/20*16327*00

Société Nationale de Certification et d'Homologation

1.1. The brand name(s)/trademark(s)	ÖZKA/ SEHA/ GTK/ PULMOX
1.2. The trade description(s)/commercial name(s)	KNK 27/ SH-450/ TN 70/ TRL 65
1.3. Company Name and address of manufacturer	ÖZKA LASTİK VE KAUÇUK SANAYİ TİCARET ANONİM ŞİRKETİ MAHMUTPAŞA MAH. KANALYOLU CAD. NO.129 BAŞİSKELE/KOCAELİ/TURKEY
1.4. Name(s) and address(es) of assembly plant(s)	ÖZKA LASTİK VE KAUÇUK SANAYİ TİCARET ANONİM ŞİRKETİ BAŞYİĞİT ŞUBESİ KARADENİZLİLER MAH. BAŞYİĞİT CAD. NO:178 BAŞİSKELE/KOCAELİ/TURKEY
1.5. Name and address of the manufacturer's representative	Bedriye AKINCI Donatusstrasse 127-129 50259 Pulheim (Brauweiler)/Germany

2. CHARACTERISTICS OF THE TYRES

2.1. Tyre type designation	9.00-16 TSW KNK 27 128 A6 14PR
2.2. The tyre size designation	9.00-16
2.3. The category of use	Tractor - steering wheel
2.4. The structure	diagonal (bias-ply)
2.5. The speed category symbol	A6
2.6. The load-capacity index of the tyre, specifying in case of implement tyres that for traction (only) and that for trailer application, if applicable	128

	INFORMATION DOCUMENT ACCORDING TO ECE R106.00 to Supplement 20 UNIFORM PROVISIONS CONCERNING THE APPROVAL OF PNEUMATIC TYRES FOR AGRICULTURAL VEHICLES AND THEIR TRAILERS	Document Number	9.00-16 TSW KNK 27 128 A6 14PR
		Original Date	02.01.2024
		Extension Number	--
		Extension Date	--

2.7. Whether the tyre is to be fitted with or without an inner tube	Tube Type
2.8. The supplementary service description, if applicable	Not Applicable
2.9. The tyre/rim configuration	Rim permitted: 6 Rim alternative: Not Applicable
2.10. The inflation pressure (bar or kPa or psi) for measurements	462 kPa (4,62 bar)
2.11. The cold inflation pressure for bead seating	250 kPa (2,5 bar)
2.12. The test pressure in kPa (or in bar)	1000 kPa (10 bar)
2.13. The factor X	Not Applicable

LIST OF ANNEXES

ANNEX NO	DEFINITION	PAGE
Annex-1	Range of Tyre Sizes	1
Annex-2	Sample Drawing of The Tyre (arrangement of tyre marking)	4

E13*106R00/20*16327*00

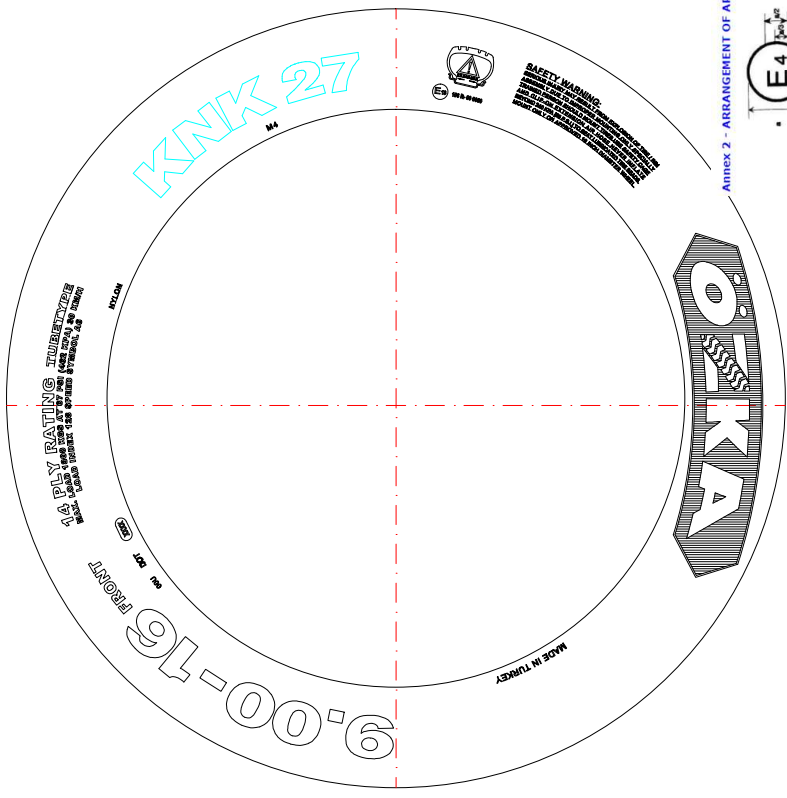
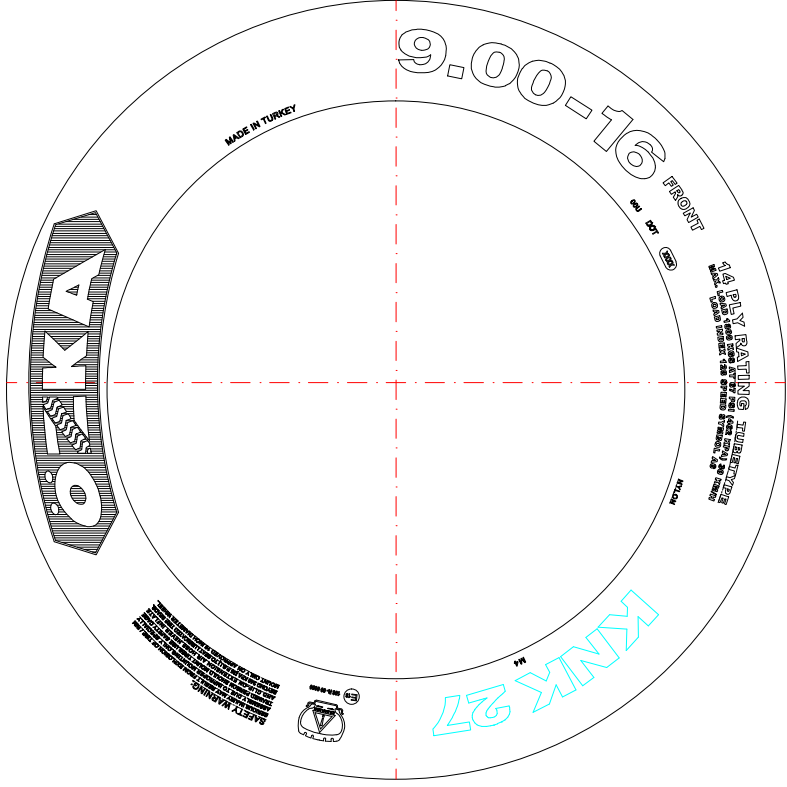
Société Nationale de Certification et d'Homologation

Brand	The tyre size designation		The tyre/rim configuration		Service Description		Supplementary Service Description		Max. Load Info (kg)	Inflated Unloaded Dimensions		Pressure (kPa)	Tread Pattern	Tubelless/Tube Type	Ply Rate	Category of use	The Factor X
	Tyre Size	Type	RIM (PERMITTED)	RIM (ALTERNATIVE)	Load Index	Speed Category	Load Index	Speed Category		Section Width (mm)	Overall Diameter (mm)						
ÖZKA	9.00-16	9.00-16 TSW KKK 27 128 A6 14PR	6	NA	128	A6	NA	NA	1800	234	848	462	KNK 27	Tube Type	14	Tractor - steering wheel	NA
SEHA	9.00-16	9.00-16 TSW KKK 27 128 A6 14PR	6	NA	128	A6	NA	NA	1800	234	848	462	SH-450	Tube Type	14	Tractor - steering wheel	NA
GTK	9.00-16	9.00-16 TSW KKK 27 128 A6 14PR	6	NA	128	A6	NA	NA	1800	234	848	462	TN 70	Tube Type	14	Tractor - steering wheel	NA
PULMOX	9.00-16	9.00-16 TSW KKK 27 128 A6 14PR	6	NA	128	A6	NA	NA	1800	234	848	462	TRL 65	Tube Type	14	Tractor - steering wheel	NA

E13*106R00/20*16327*00

Société Nationale de Certification et d'Homologation

RevNo	Revision note	Date	Signature	Checked
5				
6				
7				
8				



Annex 2 - ARRANGEMENT OF APPROVAL MARK



Annex 3 - ARRANGEMENT OF TYRE MARKINGS

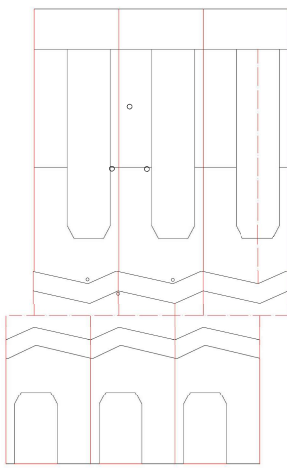
PART 1E: STEERING WHEEL TYRES FOR AGRICULTURAL AND FORESTRY TRACTORS
Example of the markings to be borne by tyres complying with this Regulation



HORIZONTAL HEIGHTS OF MARKINGS (MM)

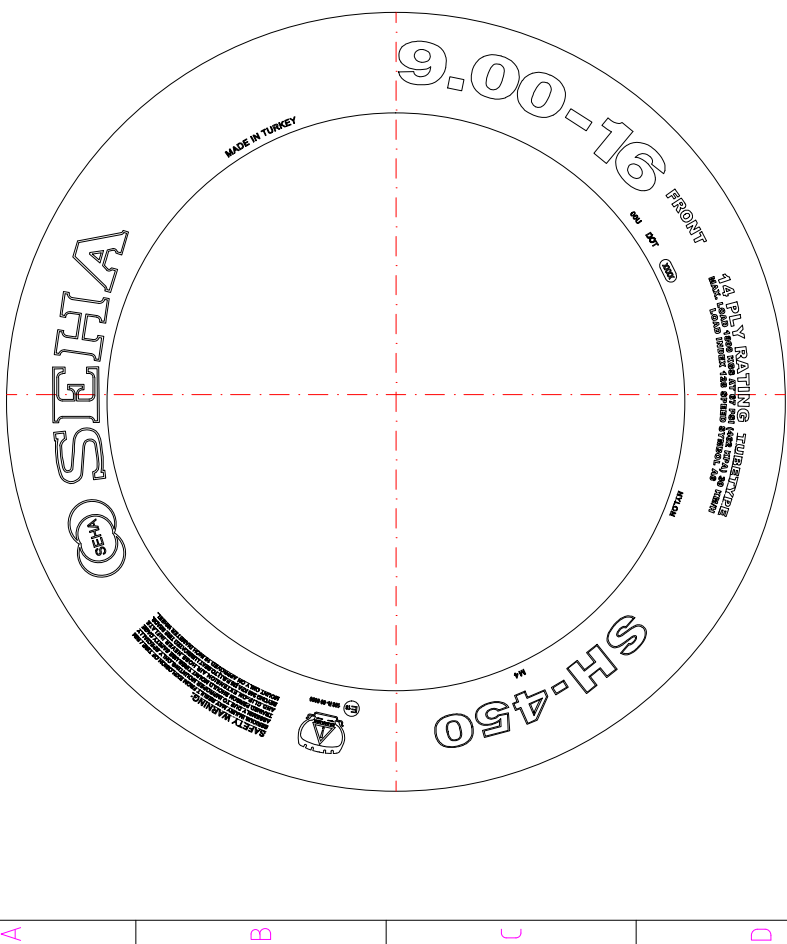
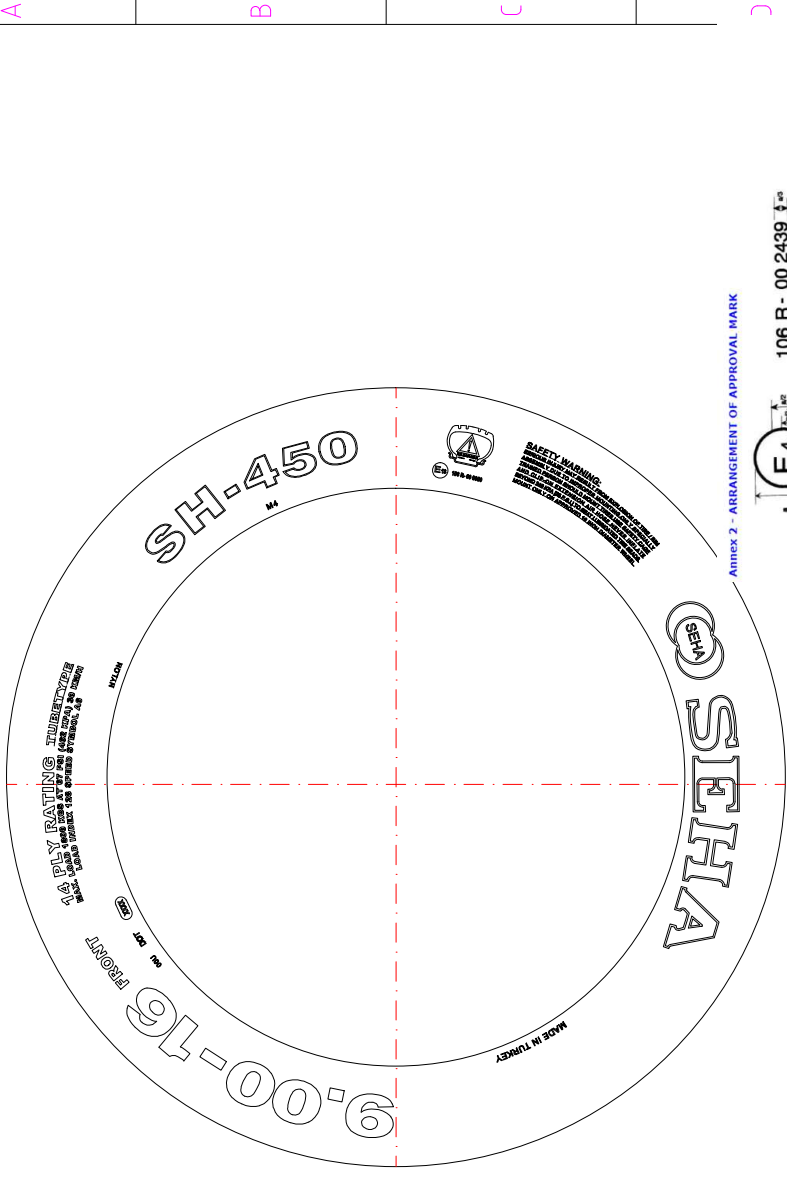
Width	Tyres of rim diameter code	
	Up to 12	13 to 18.5
up to 130	b = 4	b = 6
135 to 235	b = 6	b = 9
240 and above	b = 6	b = 9
	c = 4	c = 4
	c = 4	c = 4
	c = 4	c = 4

Note: Arrangement of tyre markings are made as specified according to Annex 2 and Annex 3 of ECE Regulation 106 as stated above.



Material	Revizyon no / tarih	Revision no / date	Şeyfa Sheet	Mat. no. / Mac. no	Tarih/Date
Control Checked by	Onay Approved by	Dizayn-Tasarim Designed by	1		02.01.2024
BOKUR	K.CİFTÇİ	K.CİFTÇİ	çizim scales	Parça no. / Part no	Format
Alakali çizim Relevant Drawing					
Parça adı Description			9.00-16 KNK 27		





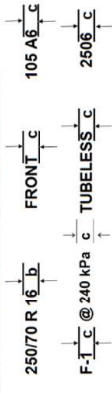
Annex 2 - ARRANGEMENT OF APPROVAL MARK



ø = 12 mm min

Annex 3 - ARRANGEMENT OF TYRE MARKINGS

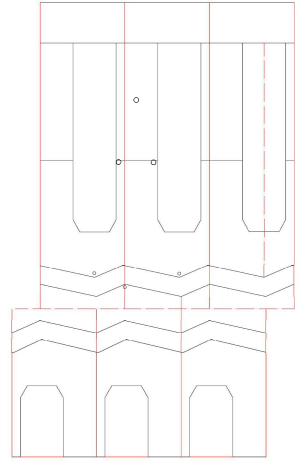
PART B: STEERING WHEEL TYRES FOR AGRICULTURAL AND FORESTRY TRACTORS
Example of the markings to be borne by tyres complying with this Regulation



MINIMUM HEIGHTS OF MARKINGS (MM)

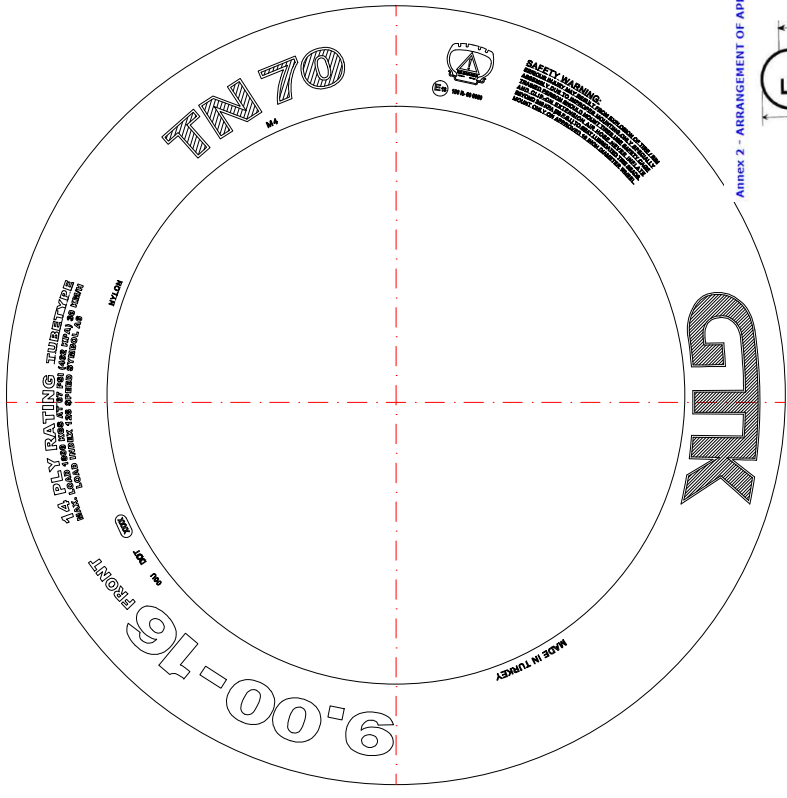
Types of rim diameter code	Types of Nominal Section	
	Up to 130 (MM)	135 to 235
Up to 5.5	10 to 12	20 and above
b = 4	b = 6	b = 9
c = 4	c = 4	c = 4
c = 4	c = 4	c = 4
c = 4	c = 4	c = 4
240 and above	b = 9	b = 9
	c = 4	c = 4

Note: Arrangement of tyre markings are made as specified according to Annex-2 and Annex-3 of ECE Regulation 106 as stated above.



Materyal	Revizyon no / tarih	Revizyon no / date	Şifra Sheet	Mat. no. / Mac. no	Tarih/Date
Çizen B:OKUR	Onay K.CİFTÇİ	Denetim K.CİFTÇİ	1		02.01.2024
Kontrol K.CİFTÇİ	Onay K.CİFTÇİ	Denetim K.CİFTÇİ	çizim çizim	Parça no. / Part no	Format
Alakali çizim Relevant Drawing	9.00-16 SH-450				
Parça adı Description					



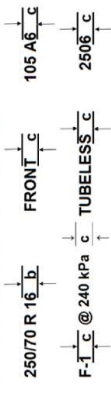


Annex 2 - ARRANGEMENT OF APPROVAL MARK



Annex 3 - ARRANGEMENT OF TYRE MARKINGS

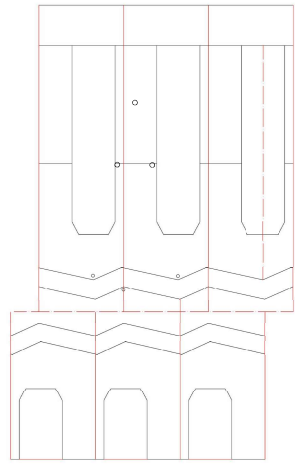
PART B: STEERING WHEEL TYRES FOR AGRICULTURAL AND FORESTRY TRACTORS
 Example of the markings to be borne by tyres complying with this regulation



MINIMUM HEIGHTS OF MARKINGS (MM)

Width	Tyres of rim diameter code			
	Up to 12	13 to 19.5	20 and above	
Up to 130	b = 4	b = 6	b = 9	b = 9
135 to 235	b = 6	b = 6	b = 9	b = 9
240 and above	b = 9	b = 9	b = 9	b = 9
	c = 4	c = 4	c = 4	c = 4

Note: Arrangement of tyre markings are made as specified according to Annex 2 and Annex 3 of ECE Regulation 106 as stated above.



Material	Revizyon no / tarih	Revision no / date	Şifra / Sheet	Mak. no. / Mac. no.	Tarih/Date
GTK			1		02.01.2024
Çizen / Drawn by	Onay / Approved by	Dizayn. Tasarım / Designed by	Çiçek / Çiçek	Parça no. / Part no.	Format
B.ÖKÜR	K.ÇİFTÇİ	K.ÇİFTÇİ			
Alakali çizim / Relevant Drawing	9.00-16 TN 70				
Parça adı / Description					



RevNo

Revision note

Date

Signature

Checked

Annex-2

Page 4/4

1

2

3

4

5

6

7

8

Annex 2 - ARRANGEMENT OF APPROVAL MARK

a = 12 mm min

Annex 3 - ARRANGEMENT OF TYRE MARKINGS

PART B: STEERING WHEEL TYRES FOR AGRICULTURAL AND FORESTRY TRACTORS
 Example of the markings to be borne by tyres complying with this Regulation

250/70 R 16

FRONT C

105 A6 C

F.T.C @ 240 kPa

TUBELESS C

2506 C

MINIMUM HEIGHTS OF MARKINGS (MM)

Types of Nominal Section	Type of rim diameter code	
	Up to 12	13 to 19.5
Up to 130	b = 4	b = 6
	b = 6	b = 8
	b = 8	b = 9
135 to 215	b = 6	b = 8
	b = 8	b = 9
	b = 9	b = 9
240 and above	c = 4	c = 4
	c = 4	c = 4
	c = 4	c = 4

Note: Arrangement of tyre markings are made as specified according to Annex 2 and Annex 3 of ECE Regulation 106 as stated above.