

# Marketing Information

Agrofarm 4 / 4E

Stage I / IIIA



## New Agrofarm 4 Series Stage I Agrofarm 4E Series Stage IIIA

Agrofarm 4075 | 4090.4 | 4100.4 Stage I

Agrofarm 4065E | 4075E | 4085E | 4080.4E | 4090.4E | 4100.4E Stage IIIA

Treviglio, March 2024



# Marketing Information

Agrofarm 4 / 4E


Stage I / IIIA

## Tyres combination

Code	Front tyre	Rear tyre	Stage I		Stage IIIA		
			4075	4090.4 4100.4	4065E	4075E 4085E	4080.4E 4090.4E 4100.4E
RF129	6.00 -16"	13.6 -28"	0	-	0	0	0
RF041	7.50 -16"	380/85 R28" (14.9 R28")	0	-	0	0	0
RF151	6.50 -16"	420/70 R24"	0	-	0	0	0
RF039	7.50 -16"	320/85 R36" (12.4 R36")	0	-	-	0	0
RF042	7.50 -16"	380/85 R30" (14.9 R30")	0	-	-	0	0
RF044	7.50 -16"	420/85 R30" (16.9 R30")	0	-	-	0	0
RF677	250/85 R20" (9.5 R20")	340/85 R28" (13.6 R28")	-	-	0	-	-
RF1199	280/70 R20"	420/70 R24"	0	0	0	0	0
RF502	280/85 R20" (11.2 R20")	380/85 R28" (14.9 R28")	0	0	0	0	0
RF597	300/70 R20"	420/70 R24"	0	0	0	0	0
RF1200	320/70 R24"	420/85 R30" (16.9 R30")	0	0	-	0	0
RF1202	280/85 R24" (11.2 R24")	12.4 -36"	0	0	-	0	0
RF510	320/85 R20" (12.4 R20")	380/85 R30" (14.9 R30")	0	0	-	0	0
RF1648	12.4 -24" R1W	16.9 -30" R2	0	0	0	0	0
RF1647	320/85 R24" (12.4 R24")	460/85 R30" (18.4 R30")	-	0	-	-	0

## Front mudguards

Front mudguards  
for 2 WD (WE004)



Front steering mudguards  
for 4 WD (WE003)



**NOTE**

# Marketing Information

Agrofarm 4 / 4E  
Stage I / IIIA

## Dimensions & Weight



4E Series		4065	4075 -4085	4080.4 - 4100.4
Wheelbase 2WD / 4WD (A)	[mm]	2.041 / 1.976		2.171 / 2.106
Length (B)	[mm]	3.860		3.990
Height (C) (center rear axle - roof with A/C)	[mm]	1.966		
Height (C1) (center rear axle - roof w/o A/C)	[mm]	1.907		
Height (center rear axle - ROPS)	[mm]	1.863		
Weight with cab (2WD / 4WD)	[Kg]	2.650 / 2.950	2.850 / 3.150	2.950 / 3.250
Weight with plat (2WD / 4WD)	[Kg]	2.500 / 2.800	2.700 / 3.000	2.800 / 3.100
Front Admissible Load 2WD / 4WD	[Kg]	1.100 / 2.200		
Rear Admissible Load 2WD / 4WD	[Kg]	2.700 / 3.000		
Total Admissible Load 2WD / 4WD	[Kg]	3.800 / 4.800		

### NOTE



# Marketing Information

Agrofarm 4 / 4E

Stage I / IIIA

## Technical sheet

		4065	4075	4085	4080.4	4090.4	4100.4
<b>ENGINE</b>							
Type		1000 Series					
Emission level	Stage	IIIA	I / IIIA	IIIA	IIIA	I / IIIA	I / IIIA
Cyl. / Displ	n°/cc	3 / 3.000			4 / 4.000		
Bore / Stroke	mm	105 / 115,5					
Aspiration		Turbo					
Injection	Type	Direct					
Max. power Stage I	kW/Hp	-	51,5 / 70	-	-	64,1 / 87	69.3 / 94
Max torque Stage I	Nm	-	254	-	-	336	366
Max. power Stage IIIA	kW/Hp	45,6 / 62	53 / 72	60,3 / 82	58,8 / 80	62,5 / 85	70 / 95
Max torque Stage IIIA	Nm	232	265	310	325	348	373
Fuel tank	l	70					
<b>TRANSMISSION</b>							
Transmission	Type	SDF					
Gearbox	n°	5 gears x 3 ranges and splitter					
<b>LS VERSION</b>							
Shuttle	Type	Mechanical with lever under steering wheel					
N° of speed	n°	30 + 15					
<b>PTO</b>							
Mechanical engagement		●	●	●	●	●	●
540/540ECO/Groundspeed		●	●	●	●	●	●
<b>LIFT</b>							
Mechanical rear lift with EasyLift		●	●	●	●	●	●
Rear lifting capacity (STD)	Kg	2.500	3.500	3.500	3.500	3.500	3.500
<b>HYDRAULICS</b>							
Pump flow	l/min	42	42	42	42	42	42
Rear spool valves	n°	2	2	2	3	3	3

### NOTE

- Standard
- Option
- Not available

Standard or Optional feature is related to WLD price list






**DEUTZ  
FAHR**

DEUTZ-FAHR is a brand of  SDF

## Pasaportul tehnic



Cupa multifunctionala 0,4m<sup>3</sup>

### Specificația tehnică:

Tara producatoare	Moldova
Producator	MTC Metals SRL
Putere necesara	Min 40 CP
Viteza de lucru	Max. 18 km/h
Lungime	775 mm
Latime	1800 mm
Latime lucru	1800 mm
Lama de schimb	160 mm
Greutatea	305 kg
Garantie,luni	12





Table 2. Technical data of the loaders

No.	Listing	Unit	MT01 Mini	MT01	MT02	MT03	MT04
1	Machine type:	-	mounted	mounted	mounted	mounted	mounted
2	Way of aggregating with the tractor	-	Supporting structure	Supporting structure	Supporting structure	Supporting structure	Supporting structure
3	Lifting height <sup>1)</sup> :	mm	3220	3100	3570	3920	4500
4	Loader mass <sup>2)</sup> :	kg	496	500	562	617	666
5	Estimated lifting capacity <sup>3)</sup>	kg	1300	1300	1600	1800	2000
6	Scooping depth <sup>4)</sup> :	mm	230	230	230	230	230
7	Scooping angle:	degree	34°	43°	30°	43°	35°
8	Dump angle:	degree	51°	58°	62°	58°	55°
9	Adjustment of working height:	-	hydraulic	hydraulic	hydraulic	hydraulic	hydraulic
10	Levelling error <sup>5)</sup> :	degree	max 3°	max 3°	max 3°	max 3°	max 3°
11	Levelling error for the bucket:	degree	max 10°	max 10°	max 10°	max 10°	max 10°
12	Working pressure <sup>6)</sup> :	Bar	Up to 170	Up to 190	Up to 190	Up to 190	Up to 160
13	Tractor power:	HP	Up to 80	70 - 90	60 - 120	90 - 150	120 - 190
14	Working velocity (max):	km/h	8	8	8	8	8
15	Transport velocity (max):	km/h	15	15	15	15	15
16	Noise level <sup>7)</sup> :	dB	Less than 70	Less than 70	Less than 70	Less than 70	Less than 70

- 1) Lifting height from the ground to the euroframe rotation axle
- 2) Ready for work without the supporting structure.
- 3) It depends on a tractor and pump model.
- 4) Measured on the Metal-Technik standard bucket.
- 5) Measured throughout the scope from the level for accessories with straight loops.
- 6) Pressure set at the divider valve.
- 7) Sound pressure level (LpA).

The lifting height can be changed on account of:

- a tractor model;
- the state of the tires;
- pressure in the tyres.

It is forbidden to push off snow or surface the terrain with the bucket position tilted maximally downwards. If the blade should catch on a stone, there is a risk of bending the levelling elements. Any work related to scooping up ground with the bucket must be performed cautiously and with prudence, since the equipment purchased is not intended for construction work.

## 9. Operational suggestions and advice

Fig 8 depicts a situation of standing a lying bale in order to present the work of bumpers connected to the overflow valves. Fig 8a depicts a situation in which we can clamp the grip after driving up to the lying bale. When we do not change the inclination angle of the grip (in the direction proper to stand the bale) when lifting the load, the maximum height to which the loader can be raised amounts to 2126mm (see fig 8b). Continued lifting requires the additional overcoming of resistances related to pumping the oil from the levelling hydraulic

## 8. Technical description

The technical data of the front loaders are put in table 2 on the basis of fig 7.

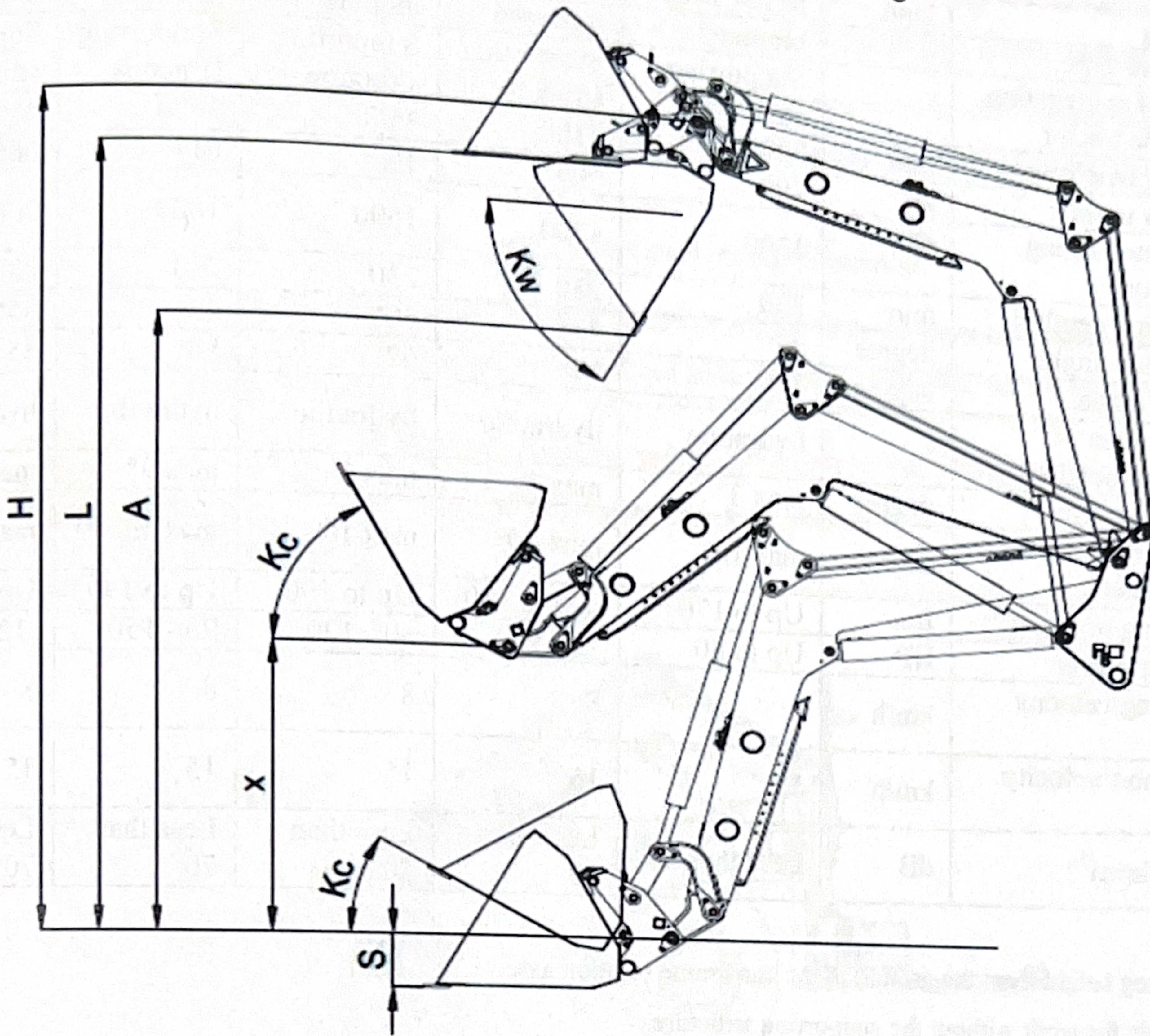


Fig 7. Diagram of the front loader: H - lifting height (mm), L - unloading height, parallel (mm), A - unloading height, dropped (mm), S - scooping depth (mm), Kc - scooping angle ( $^{\circ}$ ), Kcx - scooping angle at height x ( $^{\circ}$ ), Kw - emptying angle ( $^{\circ}$ )

The loaders are characterized by a small levelling error for accessories with welded loops at the angle of  $90^{\circ}$  to the floor and amounts 3 degrees. In applying a low lifting hydraulic trolley or a slanting loop grip (like in the bucket), a levelling error will enlarge, yet it will fit into the tolerance limits ensuring comfortable work.

The maximum scooping angle is achieved at the height of 1000mm and it is corrected by the system hydraulic valves, hydraulic cylinders with a double piston rod and bumpers to prevent a collision of the frame with the loader frame.

The data given are averaged and can differ to a small degree depending on a tractor model. On account of the continuous improvement of the products, the parameters can be changed. Applying the accessories of other brands and types causes a change of the parameters. A levelling error is measured for accessories with welded loops at  $90^{\circ}$  relative to the floor. For the bucket the angle is different, which can trigger a bigger error.

MTC METALS SRL

**Pasaport tehnic**

Incarcator pentru container de gunoi



**Specificația tehnică:**

<b>Tara producatoare</b>	<b>Moldova</b>
<b>Producator</b>	<b>MTC Metals</b>
<b>Inaltime ridicare rezervor</b>	<b>3300 mm</b>
<b>Viteza de lucru(ridicare)</b>	<b>0,2-1 m/s</b>
<b>Ciclul de functionare de descarcare</b>	<b>6-30 sec</b>
<b>Latime de lucru a rezervorului</b>	<b>360-560mm</b>
<b>Actiune ridicare/descarcare</b>	<b>hidraulica</b>
<b>Capacitatea de incarcare pana la</b>	<b>500 kg</b>
<b>Greutatea</b>	<b>325kg</b>
<b>Inaltimea catargului</b>	<b>3200 mm</b>
<b>Lungimea de instalare(pe laterar)</b>	<b>3000 mm</b>
<b>Latimea de instalare(in spatele spatiului liber)</b>	<b>600 mm</b>
<b>Garantie,luni</b>	<b>12</b>







## EC CERTIFICATE OF CONFORMITY

1.) The under signed and authorised representative of the manufacturer here by certify that the following vehicle;

- 0.1 Make (s) (registered by the manufacturer) : FLM
- 0.2 Type (specify any variants and versions) : FL 5 TR
- 0.2.1 Trade name (s) (where appropriate) : R-FL 5 TR
- 0.3 Means of Identification of type, if marked on the vehicle
- 0.3.1 Manufacturer's plate (location and affixing) : at the front on the metallic plate
- 0.4 Category of vehicle : R 3 A
- 0.5 Name and address of manufacturer : Flm Tarım Otomotiv San. Ve Tic. Ltd.  
Şti.  
Yeni Sanayi Sitesi 46. Sok. No.7 Karesi  
Balıkesir

0.6 Vehicle identification Number

According to the type (s) of vehicle described in the approval (s) corresponds in every respect to

The type described in: EC Type-approval number : 2006/42/EC

Confirms in all respects to type described in type approval 2006/42/EC and can be registered permanently, with out requiring any further approvals.

Date: 05.11.2025

MEHMET ŞEN

General Manager

**FLM TARIM OTOMOTIV**  
**SAN. VE TIC. LTD. ŞTİ.**  
Mrk. : Yeni Sanayi Sitesi 46. Sok. No. 7 BALIKESİR  
Şube : Yeni Sanayi Sitesi 46. Sok. No. 10 BALIKESİR  
Tel : (0.266) 246 53 81 - Faks : (0.266) 246 53 89  
Tic Sic. No.: 11021 Mersis No.: 0388013463700019  
Karesi Vergi Dairesi : 388 013 4687

General Construction Characteristics of the trailer

- 1 Number of axles and wheels : 2 Axle and 4 wheels
2. Powered Axles
3. Axle distance : 3350 mm
5. Axle track width : Front : 1750 mm  
Rear : 1750 mm

6.1. Length : 5600 mm

7.1. Width : 1900 mm

8. Height : 2000 mm

11. Rear Length : 940 mm

12.1 The vehicle's upper structure and mass (es) in running order (kg) : 1950 kg

14.1 Maximum laden mass from a technical point of view : 6.950 kg

14.2 Distribution of the among the axles

Front : 5000 kg

Rear : 5000 kg

14.3 Permissible mass on every axle from a technical point of view

Front : 5000 kg

Rear : 5000 kg

32. Tires and wheels

Front : 900/16

Rear : 900/16

44. Maximum speed : 40 km/h

**FLM** TARIM OTOMOTIV  
SAN. VE TIC. LTD. ŞTİ.  
Mrk. : Yeni Sanayi Sitesi 46. Sk. No. 7 BALIKESİR  
Şube : Yeni Sanayi Sitesi 46. Sk. No. 10 BALIKESİR  
Tel : (0 266) 246 53 61 - Faks : (0.266) 246 53 89  
Tic Sic. No.: 11021 Mersis No.: 0388013468700019  
Karesi Vergi Dairesi : 388 013 4687

# ML





30 ▶ 70 HP



1400 ▶ 1800



max 35 mm



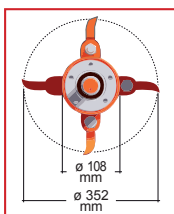


max 40 mm



Medium

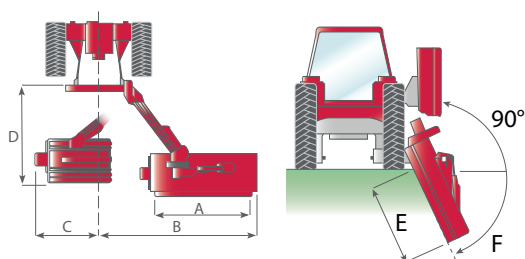

Medium lateral shredder for tractors from 30 to 70 HP, available in sizes 140-160-180. Available with internal gearbox, which ensures greater operational stability.



The gearbox is integrated within the side plate, ensuring a compact and protected configuration. The internal gearbox system provides excellent horizontal and vertical outreach, allowing easy operation along road edges and medium-gradient slopes. Ideal for routine maintenance tasks requiring precision and ease of use.



Universal shaft  
(Eurocardan) size 8



MOD.	A mm (in)	B mm (in)	C mm (in)	D mm (in)	E mm (in)	F °
MLI 140	1410 (55")	2020 (80")	650 (26")	1540 (61")	1050 (41")	55
MLI 160	1560 (61")	2170 (85")	650 (26")	1540 (61")	1200 (47")	55
MLI 180	1860 (73")	2370 (93")	650 (26")	1540 (61")	1400 (55")	50

## TECHNICAL DATA

Reducer speed:

540 rpm

2300 rpm

Models and Features:

	HP	mm (in)	mm (in)	kg (lbs)	nr.	nr.	nr.	cat.
MLI 140	30 ▶ 70	1400 (55")	1550 (61")	470 (1036)	40	20	3	1/2
MLI 160	30 ▶ 70	1600 (62")	1750 (68")	490 (1080)	44	22	3	1/2
MLI 180	30 ▶ 70	1800 (71")	1950 (76")	515 (1135)	48	24	3	1/2

# MLE



30 ▶ 70 HP



1400 ▶ 1800



max 35 mm


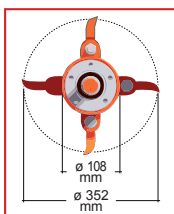



max 40 mm



Medium

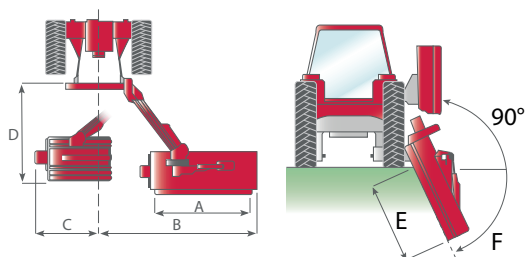

Medium lateral shredder for tractors from 30 to 70 HP, available in sizes 140-160-180. The version with external gearbox enables a wider lateral reach.



The external gearbox configuration is specifically designed to reach difficult and hard-to-access areas. Thanks to its extended outreach, made possible by the gearbox positioning, it operates more efficiently than other flail mower types.




Universal shaft (Eurocardan)  
size 6




MOD.	A mm (in)	B mm (in)	C mm (in)	D mm (in)	E mm (in)	F °
MLE 140	1410 (55")	2320 (91")	650 (26")	1540 (61")	1200 (47")	55
MLE 160	1560 (61")	2470 (97")	650 (26")	1540 (61")	1350 (53")	55
MLE 180	1860 (73")	2670 (105")	650 (26")	1540 (61")	1550 (61")	60



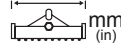





## TECHNICAL DATA

Reducer speed:


  
**540 rpm**

 |  $\Omega$  2300 rpm


Models and Features:

	 HP	 mm (in)	 mm (in)	 kg (lbs)	 nr.	 nr.	 nr.	 cat.
MLE 140	30 ▶ 70	1400 (55")	1750 (69")	470 (1036)	40	20	3	1/2
MLE 160	30 ▶ 70	1600 (62")	1950 (76")	490 (1080)	44	22	3	1/2
MLE 180	30 ▶ 70	1800 (71")	2150 (84")	515 (1135)	48	24	3	1/2

- Counterblade system in cutting chamber
- Object launch protection blades
- Transmission with V-belts and manual belt tensioner system
- Rotor supports with high reliability bearings equipped with NILOS lubricant seals
- High resistance self-centring pulley shrink discs
- Helical shaft



The ML Bank Mower is equipped with an anti-shock system that allows it to follow the contours of the working surfaces, protecting the structure from any damage.



The Antishock system allows the machine to avoid any stones or obstacles during its cutting operation.



The Floating System allows the machine to follow the terrain surface profile during operation.



**SICMA**

*The experience that cultivates  
the future of your land*

SICMA S.p.a. is an Italian company and a leader in  
the professional agricultural machinery sector.  
We design and create cutting-edge solutions for  
you, the farmer of tomorrow. Innovation and  
passion at your service.



MIGLIANICO | ABRUZZO | ITALY

**Sicma SpA**

Contrada Cerreto, 39  
66010 Miglianico (CH)  
Tel. +39 0871 95841

[info@sicma.it](mailto:info@sicma.it) - [www.sicma.it](http://www.sicma.it)



MTC METALS SRL

### Pasaport tehnic

Lama de zapada pe doua parti.



#### Specificația tehnică:

<b>Tara producatoare</b>	<b>Moldova</b>
<b>Producator</b>	<b>MTC Metals</b>
<b>Inaltime lama</b>	<b>764 mm</b>
<b>Grosime placa cauciuc</b>	<b>40mm</b>
<b>Lungime lama</b>	<b>2400 mm</b>
<b>Latime de lucru</b>	<b>2400 mm</b>
<b>Actiune rotire</b>	<b>hidraulica</b>
<b>Ungiul de rotire</b>	<b>30 grade</b>
<b>Greutatea</b>	<b>283 kg</b>
<b>Presiune nominala</b>	<b>160 bar</b>
<b>Presiune maxima</b>	<b>200 bar</b>
<b>Garantie,luni</b>	<b>12</b>

## Tomberon/Pubela 240 L



### Parametrii tehnici:

*Tomberon din plastic cu capac si roti din cauciuc, 240 L*

<b>VOLUM:</b>	<b>240 L</b>
<b>DIMENSIUNI mm:</b>	<b>585 x 730 x 1100 mm</b>
<b>DIAMETRU ROȚI:</b>	<b>200 mm</b>
<b>MATERIALUL PRODUS:</b>	<b>HDPE</b>
<b>CULOARE:</b>	<b>VERDE</b>
<b>DOTĂRI:</b>	<b>MÂNERE / ROȚI / AX ZINCAT</b>

# Waste Bucket 120 L



## Technical parameters:

*Waste bucket with lid and rubber wheels, 120 L*

<b>VOLUME:</b>	<b>120 L</b>
<b>DIAMETIONS:</b>	<b>480 x 530 x 990 mm (+- 10%)</b>
<b>DIAMETER WHEEL:</b>	<b>200 mm</b>
<b>MATERIAL PRODUCT:</b>	<b>HDPE</b>
<b>COLOR:</b>	<b>GREEN</b>
<b>EQUIPMENT:</b>	<b>HANDLES / WHEELS / ZINC-PLATED AXLE</b>
<b>Temperature resistant:</b>	<b>-30 C to +80 C</b>
<b>Maximum load weight:</b>	<b>48 kg</b>

**ABOX PLASTİK AMBALAJ**  
VE ENDÜSTRİYEL MADDELER SAN.VE TİC.A.Ş.  
İktelli O.S.B.Süleyman Demirel Bulvarı 23 Caddesi  
Heskoop Sanayi Sitesi Çiftlik No: 1 Başakşehir / İST.  
Tel:0212 959 03 80 Fax:0212 859 03 80  
İktelli V.D:0028 591 244 Mersis:080205 91245 00019