



The different types of cable

Primary cables:

Three core for single phase or four core for three phase requirement. The current indication is the maximum accepted to be conform to the 287 IEC recommendation.

Standard: H07RN-F

Secondary cables:

A single copper core between the power source and the clamp as well as between the power source and the electrode holder. The current indication is the maximum accepted to be conform to the 287 IEC recommendation.

For length over 10 meters, the section has to be increased.

For secondary cables, the European directive *(2006/95/EC-low voltage directive)* imposes the conformity to one of these two standards. It means that, for safety reasons *(resistance to welding hot projections)*, PVC cables must not be used as welding cables, because they do not meet the standards' requirements.

**Standard: H01N2-E
extra flexible**

**Standard: H01N2-D
flexible**

Reference documents:


- H07RN-F standard for primary cables
- H01N2-E and H01N2-D standards for secondary cables
- Harmonized standard CENELEC HD 516 S2: 1997 / HD 22.6
- § 4.4.5 Document change through amendment A1: 2003
- Communication in the framework *(01/02/2005)* of the low voltage directive





Primary cables

H07RN-F

	A maxi *	To order Linear meter
3 x 1.5 mm ²	16 A	W000010098
3 x 2.5 mm ²	20 A	W000010099
4 x 2.5 mm ²	20 A	W000010100
4 x 4 mm ²	30 A	W000010101
4 x 6 mm ²	37 A	W000010102
4 x 10 mm ²	52 A	W000010103
4 x 16 mm ²	69 A	W000010104
4 x 25 mm ²	92 A	W000010105
4 x 35 mm ²	114 A	W000010106


* According EN 50565-1 (2014) - For a 60 °C temperature of the core and an ambient temperature: 30 °C

Cable connectors DINSE type

Push and twist design




EN 60974-12

Description		A maxi *	To order
1 - Male	10-25 mm ²	200 A	W000010559
	35-50 mm ²	400 A	W000010560
	70-95 mm ²	600 A	W000010561
2 - Female	10-25 mm ²	200 A	W000010562
	35-50 mm ²	400 A	W000010563
	70-95 mm ²	600 A	W000010564
Male + Female	35-95 mm ²	600 A	W000010641

Secondary cables

Extra flexible (H01N2-E) - Flexible (H01N2-D)

	A maxi *			Extra flexible (H01N2-E)	Flexible (H01N2-D)	
	at 100%	at 60%	at 35%	Linear meter	Coil 50 m	Linear meter
16 mm ²	135 A	139 A	150 A	W000010137	W000260274	W000260272
25 mm ²	180 A	190 A	213 A	W000010138	W000260275	W000260273
35 mm ²	225 A	243 A	279 A	W000010139	W000260276	W000260271
50 mm ²	285 A	316 A	371 A	W000010140	W000260277	W000260270
70 mm ²	355 A	403 A	482 A	W000010141	W000260278	W000260269
95 mm ²	430 A	498 A	606 A	W000010142	W000260279	W000260268
120 mm ²	500 A	587 A	721 A	W000010143	-	-

* According EN 50565-1 (2014) - For an ambient temperature: 25 °C

Cables lugs



- ◆ Screw type
- ◆ Diameter: 11 mm
- ◆ Cable: 0-25 mm²

To order W000010094



- ◆ Screw type
- ◆ Diameter: 14 mm
- ◆ Cable: 25-35 mm²

To order W000010095



- ◆ Screw type
- ◆ Diameter: 14 mm
- ◆ Cable: 35-50 mm²

To order W000010096



- ◆ Screw type
- ◆ Diameter: 16 mm
- ◆ Cable: 50-70 mm²

To order W000010640

- ◆ Screw type
- ◆ Diameter: 16 mm
- ◆ Cable: 70-100 mm²

To order W000335165

CLAMPS



The choice of a clamp follows several criteria.

It firstly depends on the maximum amperage you are using.

Then, the kind of contact is important. For light duty or normal use, steel clamps **HIPPO** type, or brass clamps **CROCODILE** type are perfect. For heavy duty or intensive use, you can choose **MUSCLOR**, **DRAGON** or **SERRE-JOINT** types.

Lastly the **MAGNETIC** type is ideal for large component parts and the **ROTARY** for heavy use where the cable turns around the clamp.

Clamp for normal use

Choice criteria	A _{maxi}	Jaw opening (mm)
HIPPO 200	200	38
HIPPO 400	400	50
HIPPO 600	600	50
CROCODILE 300	300	38
CROCODILE 600	600	38



HIPPO 200 / 400 / 600



2004-634

Customer's benefit:

- ◆ Economical steel clamps.

HIPPO 200

To order W000010579

HIPPO 400

To order W000010580

HIPPO 600

To order W000010597

Technical characteristics:

	HIPPO 200	HIPPO 400	HIPPO 600
Amperage	200 at 35%	400 at 35%	600 at 35%
Cable Ø (mm ²)	25	70	70
Weight	208 g	362 g	376 g

CROCODILE 300 / 600



2007-756

Customer's benefit CROCODILE 300:

- ◆ Brass clamps.
- ◆ Brass jaws.

CROCODILE 300

To order W000010577

Customer's benefit CROCODILE 600:

- ◆ Very good contact surface.

CROCODILE 600

To order W000010578

Technical characteristics:

	CROCODILE 300	CROCODILE 600
Amperage	300 at 35%	600 at 35%
Cable Ø (mm ²)	50	95
Weight	405 g	634 g