









-   
**Live rapid non-destructive testing**
-   
**Multi point-segment calibration**
-   
**Anti light interference**
-   
**High definition 1.3 in OLED**
-   
**Bluetooth wireless transmission**
-   
**Professional chlorophyll APP**

## TYS-B

# HANDHELD CHLOROPHYLL ANALYZER

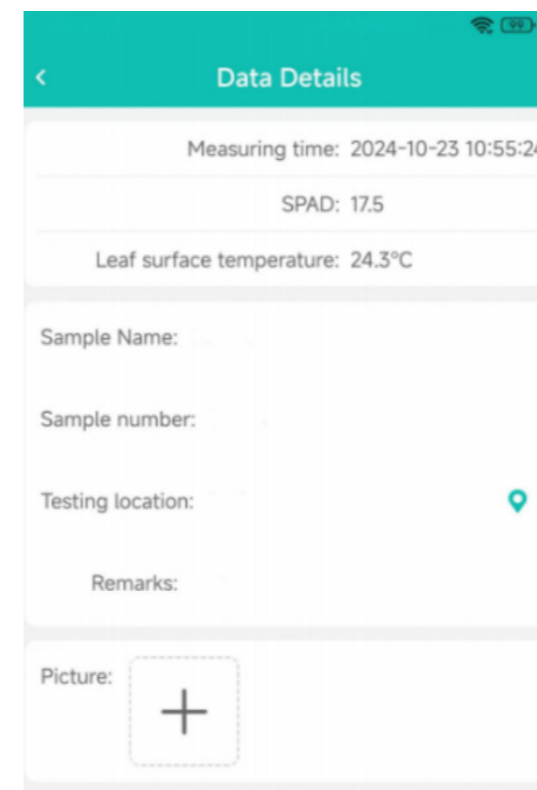
### Introduction

The handheld chlorophyll analyzer can non-destructive detect the relative chlorophyll content and leaf temperature value of leaves. By measuring chlorophyll content, the efficiency of plant photosynthesis and the health status of leaves can be evaluated, which helps to understand the growth and development laws of plants, optimize plant cultivation techniques, and improve crop yields. Widely used in agricultural and forestry related research institutions and universities for the study of plant physiology and guidance of agricultural production.

### Technical Parameter

Measuring Range	chlorophyll : 0.0~99.9SPAD Leaf surface temperature : -10~99.9℃
Measurement accuracy	chlorophyll : ± 1.0 SPAD (SPAD values range from 0 to 50 at room temperature) Leaf surface temperature : ± 0.5℃
Repeatability	chlorophyll : ± 0.3 SPAD (SPAD values range from 0 to 50 ) Leaf surface temperature : ± 0.2℃
Measurement time interval	2 seconds
Measure area	2mm*2mm
Power Supply	2 1.5V dry batteries, capable of continuous measurement up to 5000 times
Data storage capacity	Host 1000 pieces of data, unlimited storage in the instrument APP

### Mobile App Interface



- Provide convenient data viewing, analysis, and management functions. Users can access measurement results anytime and anywhere, maintaining real-time updates and monitoring of data.
- Support detailed recording of sample names, numbers, and testing locations, and taking photos to save sample records, ensuring the integrity and traceability of information.
- The test data and associated images can be exported to an Excel spreadsheet with just one click, making it convenient for users to conduct further data analysis, report production, or data sharing.