

Article No: _____

Model: _____

Size: _____

Colour: _____

Thank you for your confidence!

We appreciate your choosing a REGO quality product state of the art and in conformity to-the latest norms and test guidelines.

Through the continuous development of our products, there can occur minor deviations of pictures and contents. Please contact us if you find mistakes or if you have questions:

mail@rego.de

Technical changes reserved! For errors and printing mistakes we take no liability.

Please read the following recommendations in connection with the maintenance and use of these protective clothes you have just bought.

*****ATTENTION*****

Please carefully check the product every 3 months for your own safety. Before the product starts to be used, it is covered by warranty against production defects.

Visual Check

Make sure that there is no tearing or hole on your X-Ray protective lead clothes.

X-Ray Check

Products should be examined at least every 3 months to ensure that they provide full protection. White parts can be imaged with X-Ray or scopy imaging. These white parts seem partially to be slightly thick part and this causes high absorption of X-Ray. At the same time, black stains can be imaged as well. Also, (except seam parts whose edges are covered with binding tape) needle holes, sharp and dark lines, breaking and rupture points, crinkling on knee-length should not exist on your apron. If you think your garment may be faulty, please contact us.

Storage and Protection

Protective aprons should not be place on chairs and armchairs in wrinkled way. They should not be hung on peg-shape single wall hanger. Never place it near heater. If possible, it should be kept in a place between 10°C-20°C and on special REGO hangers.

Cleaning

Never use alcohol-content cleaning agent. For slight contamination, wipe with a soft cloth and warm water and dish rinsing agent. For dry stains, ensure contaminated part to contact with dishwashing liquid for about 60 minutes. Then, wipe with a soft cloth. Best cleaning results can be achieved with REGO-Apron Cleaner.

Disinfection

Protective apron must not be cleaned with autoclave. Disinfection agent must not contain alcohol.

Service Life and Guarantee

Depending on use and care, the service life of the products can vary enormously. Therefore it is necessary to check the protective function in the manner described above. Manufacturer guarantees production defects and materials used for 12 months.

Repair Service

Our factory in Augsburg provides a repair service. Our service will gladly provide you with information regarding this service.

Dispatch

Under no circumstances may X-Ray protection clothing be bent or folded. We recommend that the articles are folded loosely and supported in a stable carboard box of appropriate size.

Disposal Considerations








Discarded aprons should be disposed in registered landfill sites in accordance with Local Authority regulations. If you need, we can provide disposal service with cost of destruction.

Labelling

The manufacturer's label shows the Pb values, model name, article number, size, lot number, color, production date and pictograms.

Explanation of the Pictograms and Markings

Pictograms:

	Please read the user manual and relevant product specific page(s) carefully, before using.
	Protective clothing against diagnostic medical X-radiation
	Read the instructions, before using.
	Don't wash.
	Don't iron.
	Don't dry clean.
	Don't dispose. Please read the Disposal Consideration part.

Information included on label in X-Ray protective clothing (sewn-in label)

REGO¹ H² Pb 0.35³ Pb 0.25³/ 50-150⁴ 5,14⁵ IEC 61331-3:2014⁶

1. Name of brand : REGO X-Ray
2. Letters to identify type of radiation protection apron: : e.g. H

Light ^a	Heavy ^b	Light Closed ^c	Heavy Closed ^d	Dental Apron ^e	Extra Protective ^f
L	H	LC	HC	DA	EP

3. Attenuation equivalent value in accordance with EN 61331-1:2014
 (Front) : e.g. 0.35 mm Pb
 (Back) : e.g. 0.25 mm Pb
4. Tube voltage with material specification: : e.g. 50-150 kV
5. Area Density : e.g. 5,14 kg/m²
6. Reference to Standard DIN EN 61331-3:2016 (IEC 61331-3:2014). If the protective clothes don't have this specification, then they are manufactured according to manufacturer's specification based on testing EN 61331-1:2014.

All lead equivalences claimed below have nominal values with a $\pm 10\%$ tolerance.

^aFor a Light protective apron the front section provides 0,25 mm Pb/50-150 kV and 0,25 mm Pb/50-150kV for the remaining parts,

^bFor a Heavy protective apron the front section provides 0,35 mm Pb/50-150 kV and 0,25 mm Pb/50-150 kV for the remaining parts

^cFor a Light Closed protective apron front section provides 0,25 mm Pb/50-150 kV and 0,25 mm Pb/50-150 kV for the remaining parts,

^dFor a Heavy Closed protective apron front section provides 0,35 mm Pb/50-150 kV and 0,25 mm Pb/50-150 kV for the remaining parts,



^e The lead equivalent thicknesses determined during tests are in accordance with the values specified by the manufacturer. Measurements of lead equivalent were made according to the EN 61331-1:2014 Protective devices against diagnostic medical X-radiation - Part 1: Determination of attenuation properties of materials. Dental Apron(DA) lead equivalence at 50-150 kV is nominal value with tolerance +/- 10% according to manufacturer's specification based on testing according to EN 61331-1:2014 requirements, the Dental Apron (DA) is covered by the manufacturers classification.



^fThe lead equivalent thicknesses determined during tests are in accordance with the values specified by the manufacturer. Measurements of lead equivalent were made according to the EN 61331-1:2014. Protective devices against diagnostic medical X-radiation - Part 1: Determination of attenuation properties of materials. All aprons (i.e. Coat Aprons, Thyroid Collars, Double-Sided Aprons, Wrap around Aprons, Vest/ Skirt) specified as 0,50 mm Pb offer "Extra Protection" (EP) models which is covered by the manufacturer classification. The lead equivalence of models with "Extra Protection" (EP) at 50-150kV is nominal value with the tolerance +/- 10% according to manufacturer's specification based on testing according to EN 61331-1:2014 requirements.

Standard Size		Alphabetic Symbol	A	B	C
<u>SMALL</u>	Extra short	SV	90 cm	60 cm	100 cm
	Short	SS	100 cm		
	Medium Length	SM	110 cm		
	Long	SL	120 cm		
	Extra Long	SE	130 cm		
<u>MEDIUM</u>	Extra short	MV	90 cm	66 cm	110 cm
	Short	MS	100 cm		
	Medium Length	MM	110 cm		
	Long	ML	120 cm		
	Extra Long	ME	130 cm		
<u>LARGE</u>	Short	LS	100 cm	72 cm	120 cm
	Medium Length	LM	110 cm		
	Long	LL	120 cm		
	Extra Long	LE	130 cm		

Dimension A is the length from the middle of the shoulder to the lower edge.

Dimension B is the width of the front on radiation protection aprons with fastenings at the sides.

Dimension C is the circumference of closed radiation protection aprons which fasten in the center of the front or back.

Dimensions A,B and C are minimum measurements.

The alphabetic symbols and the length (A) (e.g medium apron, 110 cm long = MM 110) are printed on the labels inside the aprons and are identical with the sizes specified in the DIN EN 61331-3:2016.

Exception1: Vest is in S always 62 cm long (Slim Fit 58 cm), in M 63 cm (Slim Fit 60 cm) and in L 64 cm (Slim Fit 62 cm). Likewise, the skirt size is marked on the label, see height chart below for the actual length.

Exception2: Dental Apron size marked on the label DC1 and DC2 is for children and DA1 and DA2 for adults.

Exception3: Coat and Wrap Around Apron for children size marked on the label is (S) for 3-5 years, medium (M) for 6-8 years or large (L) for 9-12 years.

Exception 4: Sternum Thyroid Collars size marked on the label is standard as we have only one standard size. Thyroid Collar available in small and large (children and adults).

Exception 5: Ovary Shields and T-Shields size marked on the label is Small, Medium or Large.

Exception 6: Half Aprons size marked on the label is C1, C2, A1 and A2 accordance with DIN EN 61331-3:2016 (IEC 61331-3:2014). If the protective clothes don't have this specification, then they are manufactured according to manufacturer's specification based on testing EN 61331-1:2014.



Warning for the wrap model variants:

Please assure that lower and upper panels are closed properly. For full X-Ray protection match lower and upper marking stripes along their full length. Ask for assistance to achieve the best fitting of your clothe.



Warning for the Vest&Skirt model variants:

Vest & Skirt models must always be worn as an ensemble to meet the body coverage requirements of DIN EN 61331-3 and absolutely no X-Ray protection should be assumed if only one item of the set is worn.

The X-Ray protective clothing should be adjusted to the height of the respective operator or patient. Please use the suitable size for your body.

Our recommendation:

User Height	Length of apron	Length of Skirt	Length Dental Apron
145-155cm	90 cm - Extra Short	55 cm - Small	60 cm (DC1)
156-165cm	100 cm - Short		70 cm (DC2)
166-175cm	110 cm - Medium Length	60 cm - Medium	80 cm (DA1)
176-185cm	120 cm - Long		90 cm (DA2)
186-195cm	130 cm - Extra Long	65 cm - Large	

Please do not hesitate to contact us if you require any further information or if you have any questions.

Certificates and certificate of conformity available at: www.rego.de/zertifizierung-eng



Rego X-Ray GmbH

Stuttgarter Straße 5, 86154 Augsburg, Germany

Tel.: +49 821450435-0, Fax.: +49 821450435-11

EC Type Examination for Regulation 2016/425 for PPE by: "SGS FIMKO OY, P.O. Box 30, 00211 Helsinki, Finland"

Notified Body Number: 0598

