







All Plusoptix Binocular Autorefractors share the same measurement technology and algorithm. Hence, measurement accuracy is identical across all available device models. The devices differ in mobility and documentation options as specified below.

	STATIONARY in one exam room	MOBILE Between multiple exam rooms or locations	
	 Binocular Autorefractor plusoptiX A16	 Binocular Autorefractor plusoptiX A12C	 Binocular Autorefractor plusoptiX A12R
Letter-size report & self-adhesive label	yes / yes	yes / yes	yes / yes
LAN / WIFI interface	yes / yes	no / yes	no / no
Connection to EMR / plusoptiXconnect	yes / yes	yes / yes	no / no
External monitor interface	yes (DVI)	no	no
Power supply	Medical power adapter (100 - 240 V AC / 50 - 60 Hz)	6x rechargeable batteries (Standard AA size)	6x rechargeable batteries (Standard AA size)
HARDWARE FEATURES			
Touchscreen operation	4.3 Inch (resistive)	5.7 Inch (capacitive)	4.3 Inch (resistive)
Weight	26.5 oz (0.75 kg)	35.3 oz (1.0 kg)	28.2 oz (0.8 kg)
Interfaces	4 x USB, IR, DVI, LAN (RJ-45), WLAN	2 x USB, IR, SD, WLAN	2 x USB, IR, SD
IDENTICAL FEATURES			
Measurement Technology	Binocular infrared photo retinoscopy with unique 54 LED illumination		
Measurement Range	-7.00 to +5.00 dpt in 0.25 dpt increments		
Pupil Size	3.0 to 8.0 mm in 0.1 mm increments		
Acquisition time	dynamic, in average 0.5 sec.		
Measuring distance	3.3 ft ± 2 in (1 m ± 5 cm)		
Fixation target	Warble sound and Smiley face		
Certification	  Health Canada 		
SERVICE FEATURES			
Warranty	Hassle-free warranty (can be extended for a period of up to 10 years after initial commissioning)		
Operating Cost	None, because no calibration or maintenance is needed		
Software Updates	Free of charge (Updates are available on our homepage www.plusoptix.com)		