



# AUTO REFKERATO ARKM-200

A i m i n g   a t   n e w   l e v e l s   i n   q u a l i t y



# AUTO REFKERATO ARKM-200

## New Generation of Multi-Functional Instrument



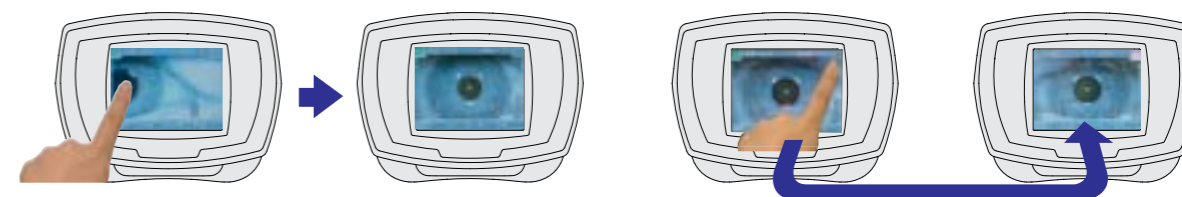
Highly accurate measurement combined with short examination time and ease of use makes working with the ARKM-200 both professional and quick. The advanced touch-screen display allows you to perform both refraction and keratometry automatically with one simple movement. Capture one eye on the display and the ARKM-200 will do both eyes automatically. With the new features, the ARKM-200 will surely make your office more efficient

- Various settings like changing modes can be done on the touch panel display.
- The wide viewed fixation target assures natural fixation to avoid accommodation of a patient's eye.
- The quick thermal printer has shortened the total measurement time.

# 1

### Automatic Measurement

1. Use power assist joystick for rough alignment.
2. Touch the center of the pupil on the display with your fingertip and ARKM-200 will automatically align and begin measurement.
3. Press the R/L Icon on the display and the instrument will automatically move to and measure the other eye.
4. Printing is automatic.



# 2

### Power Joystick

- Move the joystick ring up/down and the instrument head moves up/down quickly.
- Move the joystick hand rest to the right/left or backward/forward and the instrument head moves to the right/left or backward/forward quickly.
- Rotate the joystick ring and the instrument head moves up/down slowly.
- Tilt the joystick and the instrument head moves in each direction slowly.



# 3

### Power Chinrest

The chin rest can be moved by pushing the buttons on the front panel. No need to reach out to the chin rest for manual adjustment.



# 4

### Refractometry

- Normal Mode:**  
Fogging is applied automatically for each measurement for more accurate results.
- Quick Mode:**  
Fogging is applied as needed for consecutive measurements.
- IOL/CAT Mode:**  
The mode is used to measure cataract or pseudophakic eyes.



# 5

### Keratometry

- Short consecutive measurements and provide reliable data.
- Measurements at  $\Phi 6.0\text{mm}$  ( $R=8.0\text{mm}$ ) as well as at  $\Phi 3.0\text{mm}$  give you enough information for contact lens fitting.
- Base curves of contact lenses are stored, categorized and suggested manufactures are automatically printed.



# 6

### Diameter Measurement of Cornea and Pupil

Measurement can be done easily by moving the two cursors on the display to the boundary of Cornea or Pupil. This is useful for deciding the diameter of a contact lens and for other contact lens fitting practices.





## Specifications

Measurement Ranges		
Refractometry	Sphere	-25.00 to +22.00D ( VD=12.00mm)
	Cylinder	-10.00 to +10.00D ( VD=12.00mm)
	Axis	0 to 180 degrees
	Minimum Pupil Dia.	φ 3.00mm / φ 6.00mm
	Measurement Time	0.2 sec.
Keratometry	Range	5.00mm to 11.00mm
	Corneal Refraction	30.68D to 67.50D ( n=1.3375)
	Corneal Astigmatism	0 to 10D ( n=1.3375)
	Axis	0 to 180 degrees
	Measured Area	φ 3.00mm / φ 6.00mm ( at 8.0mm of Corneal Radius)
	Measurement Time	0.1 sec.
PD measurement		50mm to 86mm
Diameter Measurement of Cornea and Pupil		1.0mm to 14mm
Chinrest		Power Chinrest
Printer		High Speed Thermal Line Printer
Output port		RS-232C
Power Requirement		AC-100 to 240V 50/60Hz 130VA
Size		466mmH x 300mmW x 493mmD
Weight		19kgs

● Design and specifications are subject to change as improvements are made to the product.

**TAKAGI SEIKO CO.,LTD.**

330-2 IWAFUNE, NAKANO-SHI, NAGANO-KEN, 383-8585, JAPAN  
 TEL.+81-269-22-4512 FAX.+81-269-26-6321  
 URL:<http://www.takagi-j.com> E-mail:[info@takagi-j.com](mailto:info@takagi-j.com)

**CE**  
 0123

B06002 Rev.1 Printed in Japan 2011.9 KY

## DECLARATION OF CONFORMITY

We,

<b>Manufacturer's name:</b>	Takagi Seiko Co., Ltd.
<b>Address:</b>	330-2 Iwafune, Nakano-shi, Nagano-ken, 383-8585, Japan
<b>European Representative:</b>	Emergo Europe B.V.
<b>Address:</b>	Prinsessegracht 20 2514 AP The Hague The Netherlands

declare under our sole responsibility that the product:

<b>Product Name:</b>	Auto Refkerato
<b>Model No.:</b>	ARKM-200
<b>MDD Classification:</b>	Class II a (by 93/42/EEC Annex IX rule 10)
<b>Accessories (Optional)</b>	No any accessories with ARKM-200
<b>Serial No.(sn)/Lot No.(Lot):</b>	SN. 2031909~2031912

following the provisions of EC Council Directive(s):

93/42/EEC Annex II excluding section 4 (MDD)、2011/65/EU (RoHS)

Notified Body:


<b>Notified Body:</b>	SGS Fimko Ltd, Notified Body 0598
	Takomotie 8, FI-00380 Helsinki, Finland
<b>Certificate:</b>	FI/1907010

to which this declaration relates is in conformity with the following standard(s) or other normative document(s):

93/42/EEC Annex II excluding section 4 (MDD)、EN ISO 13485:2016、EN ISO 14971:2012  
EN 60601-1:2006/A1:2013、EN 60601-1-2:2015、EN 60601-1-6:2010、EN ISO 15004-1:2009  
EN ISO 10993-1:2009、EN 62304:2006、EN 62366:2008、EN 15223-1:2016、EN 1041:2008  
2011/65/EU (RoHS)、EN 50581:2012

**Date of Issue:** 2021/2/23

**Signature:**



**Printed Name:** Kenji Takeuchi

**Title:** Manager, Quality Assurance Department

The management system of

# Takagi Seiko Co., Ltd.

330-2 Iwafune, Nakano-shi, Nagano-ken, 383-8585, Japan

has been assessed and certified as meeting the requirements of

## Directive 93/42/EEC on Medical Devices, Annex II (excluding section IV)

For the following products

**Refkeratometer (Model; ARKM-200), Pachymeter  
(Model; P-1), Tonometer (Model; SNT-700),  
AutoRefkeratometer (ARKM-150)**

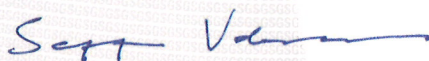
Products covered are listed in Attachment 1 of this certificate

This certificate is valid from 30 October 2019 until 31 March 2024  
and remains valid subject to satisfactory surveillance audits.

Issue 1. Certified since 20 February 2013


This certification is based on decision: F119/07013P0

Authorised by



Seppo Vahasalo  
Notified Body Manager

SGS Fimko Ltd., Notified Body 0598  
Takomotie 8, FI-00380 Helsinki, Finland  
t +358 9 696 361 f +358 9 692 5474 www.sgs.com



# Attachment 1 to SGS Fimko Ltd. EC certificate FI19/07010 Issue 1

<b>Manufacturer</b>	Takagi Seiko Co., Ltd.
<b>Address</b>	330-2 Iwafune, Nakano-shi, Nagano-ken, 383-8585, Japan
<b>Activity and Medical Device Product Category</b>	93/42/EEC Annex II (excluding Section 4) Refkeratometer (Model; ARKM-200), Pachymeter (Model; P-1), Tonometer (Model; SNT-700), AutoRefkeratometer (ARKM-150)

List of medical devices and the corresponding type/model markings with product trademarks/marketing names covered by this certificate:

Medical Device	Class	Trademark(s) and Model(s)/type(s)
Refkeratometer	Ila	ARKM-200
Pachymeter	Ila	P-1
Tonometer	Ila	SNT-700
AutoRefkeratometer	Ila	ARKM-150

## Takagi Seiko Co., Ltd.

330-2 Iwafune, Nakano-shi, Nagano-ken, 383-8585 Japan

has been assessed and certified as meeting the requirements of

# ISO 13485:2016

# EN ISO 13485:2016



For the following activities

**Design, development, manufacture and distribution of Slitlamp microscope, Slitlamp digital image filing system, Operating microscope, Phoropter, Projection perimeter, Contrast glare tester, Synoptophore, Chart projector, Ophthalmic table, Ophthalmic chair, Ophthalmic stand, Ophthalmic camera, Tonometer, Keratometer, Refkeratometer and Pachymeter**

This certificate is valid from 31 March 2019 until 31 March 2022 and remains valid subject to satisfactory surveillance audits.

Re certification audit due before 31 March 2022

Issue 5. Certified since 01 April 2010

Authorised by



0005

SGS United Kingdom Ltd  
Rossmore Business Park Ellesmere Port Cheshire CH65 3EN UK  
t +44 (0)151 350-6666 f +44 (0)151 350-6600 [www.sgs.com](http://www.sgs.com)

HC SGS 13485 2016 0118

Page 1 of 1

