
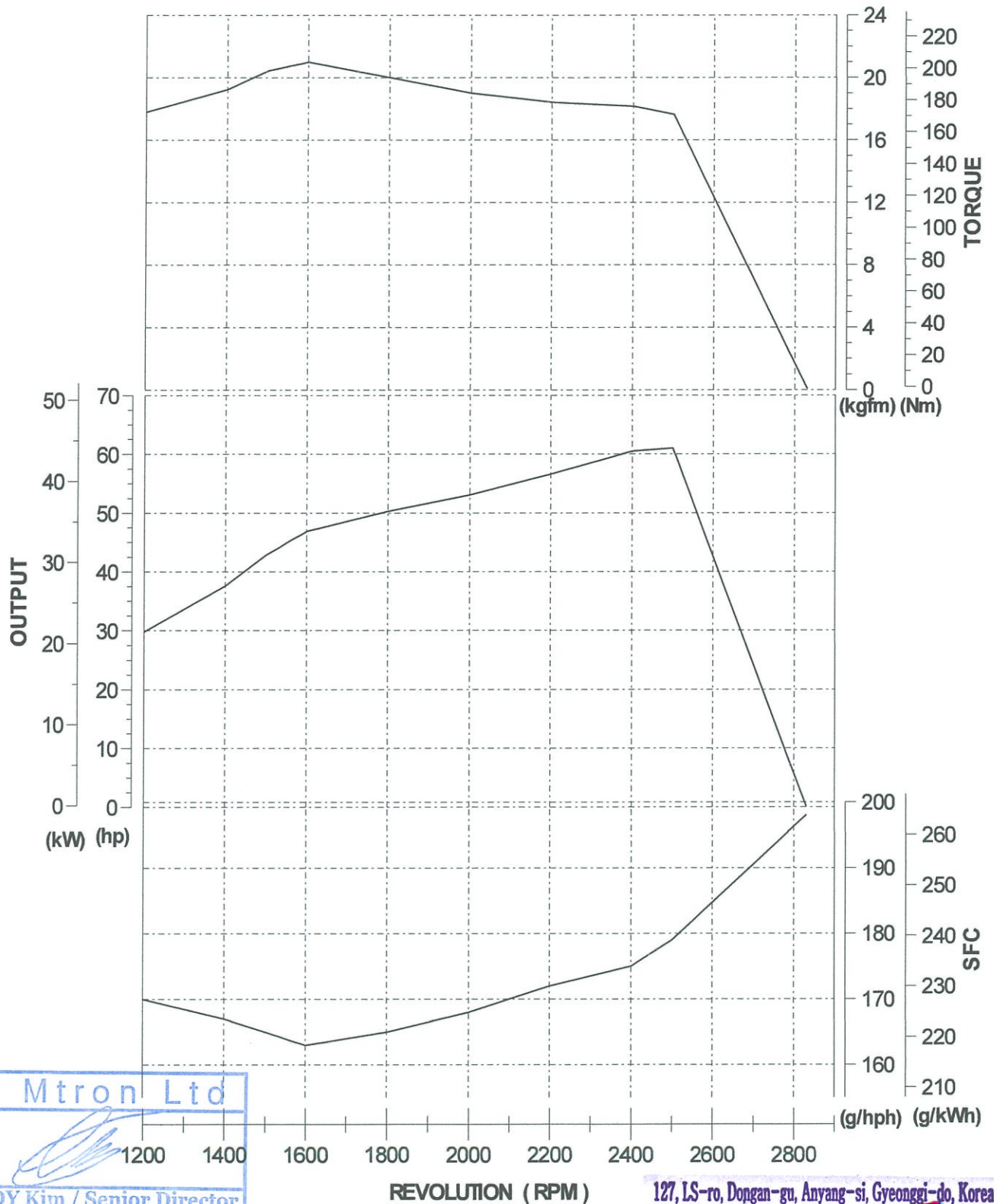



ENGINE PERFORMANCE CURVE

		REFERENCE CONDITIONS	
		Gross Power Guaranteed at ISO 14396 Production Tolerance On Power Output : ±5% Air Inlet Temperature(°C) : 25 Barometric Pressure(kPa) : 100 FUEL TYPE : DIESEL	
Engine Model	L4AL-T1		
DISPLACEMENT	2,621 CC		
RATED POWER	45.6kW / 2500rpm		
CALIBRATED TO MEET	Stage IIIA, MAR1		




LS Mtron Ltd
 Mike DY Kim / Senior Director
 LS Mtron

127, LS-ro, Dongan-gu, Anyang-si, Gyeonggi-do, Korea
LS Mtron Ltd.
 President / CEO BON-KYU KOO