




LEDMASTER ONE

ASYMMETRIC OPTIC



GENERAL CHARACTERISTICS	
Type	Floodlight
Applications	Indoor and outdoor sport venues, big areas such as airports, ports and parking
MATERIALS AND FINISHES	
<ul style="list-style-type: none"> • One piece body in die-cast aluminum with minimum EN 47100 title with low content copper and high resistance to atmospheric agents. • Internal driver configuration: cable box (body and rear cover) in die cast aluminium. • Coated in silver-colored polyester powders (RAL 9006) resistant to UV rays according to ASTM D4587:2011 standard and to salt spray tests according to EN ISO 9227:2017, with a duration of 3000 hours. • Pressure compensation filters in Teflon. • Gaskets in anti-aging silicone material, removable. • INFINITY protection system: extra-clear tempered glass protection screen, 4mm thick, made in a single piece, without fixing ring. • Stainless steel external captive screws. • Hot deep galvanized steel fixing bracket. • Aluminium visor for asymmetrical version, painted in silver-colored polyester powders (RAL 9006). 	
MECHANICAL CHARACTERISTICS	
<ul style="list-style-type: none"> • Opening provides access to optics and cable box in a single, easy step by by acting on the screws in stainless steel. • To prevent accidental loss of the protection screen during assembly and maintenance, the floodlight is equipped with retention cords. 	
PROTECTION AGAINST SURGES	
<ul style="list-style-type: none"> • In configurations with internal power system: up to 10kv/20kA, both common and differential mode as there is the Surge Protection Device (SPD). • In the development of LED lighting systems it is essential to introduce other SPD in the general panel (type 1 - e.g. with I_{max} = 100kA), in the area panels (type 1-2 or 2-3 - e.g. with I_{max} = 60kA) and coordinate them with the surge protector of the floodlight. 	
INSTALLATION	
<ul style="list-style-type: none"> • The floodlights that can be easily installed on metal structures or crosspieces thanks to the sturdy hot-dip galvanized steel bracket. 	
TILT REGULATION AND AIMING DEVICES FOR ASYMMETRIC VERSION	
<p>The floodlights are equipped with an aluminum lateral protractor scale and the relative reference on the bracket that allow continuous angular adjustment of the floodlight from -5° to +20°; on the same protractor scale there is an additional reference that allows the adjustment of the device also considering the visor.</p>	



LEDMASTER ONE

ASYMMETRIC OPTIC



POWER SUPPLY CHARACTERISTICS

- Power supply unit consisting of a programmable driver with a lifespan greater than 100,000h and only 10% of failure rate.
- Electronic power supply with integrated thermal protection with high efficiency and durability intended for external use.
- All versions are protected against overloads and surges to protect components and LEDs.
- Total harmonic distortion (THD) 20% at full load.
- LED driver with thermal protection and short circuit protection.
- Power supply cables accesses the device through IP68 cable glands, different according to the configuration.
- Power correction factor at full load > 0.9.
- Power supply 220 - 240V / 50 - 60 Hz VAC. On request: 400V.
- Cable plate complete with easily replaceable electronic unit.
- DALI: digital dimming interface via DALI protocol (for 220-240V version).

ELECTRICAL CONFIGURATIONS

WITH INTERNAL POWER SUPPLY SYSTEM

- with drivers mounted on cable plates easily replaceable, inside the floodlight.

Cable glands:

- PG16 for supply voltage;
- PG13 for DALI bipolar cable (optional).

WISE SOLUTION (optional)

- DMX: digital dimming interface via DMX protocol.

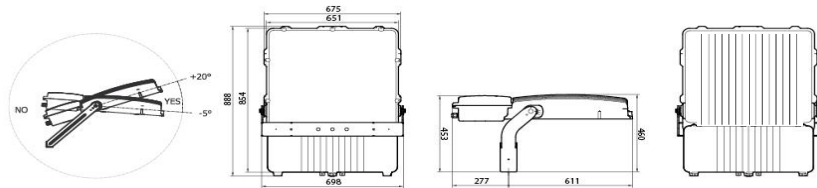


LEDMASTER ONE

ASYMMETRIC OPTIC

DIMENSIONS

WITH INTERNAL POWER SUPPLY SYSTEM



Max weight*	34,50 kg
Lateral exposed surface	0,140m ² / with visor: 0,160m ²
Front exposed surface - tilt 0°	0,110m ² / with visor: 0,200m ²

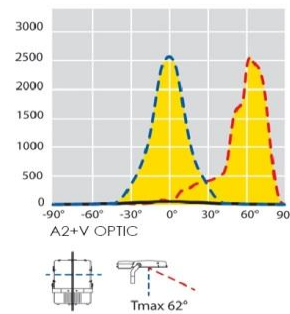
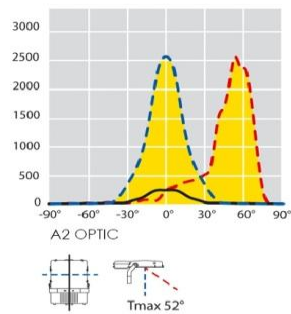
* Weight tolerance ± 5%



LEDMASTER ONE

ASYMMETRIC OPTIC

OPTICAL SYSTEM CHARACTERISTICS		
PROFESSIONAL asymmetric optics designed in-house, for professional lighting.		
Optic A2: optic system composed of tech polymer metallized vacuum reflectors.		
With different levels of maximum intensity according on the type of optics.		
Optic group easily replaceable.		
Optical unit in a single compartment protected by the INFINITY protection system: extra-clear tempered glass protection screen, 4mm thick, made in a single piece, without fixing ring.		
Thermal dissipation system by means of cross-sectional cooling fins placed on the upper cover.		
High Power LED technology on a pressed aluminum circuit, highly heatdissipating MCPCB (Metal Core Printed Circuit Board).		
Color temperature (tolerance $\pm 400\text{K}$): 5000K – CRI >70.		
Other color temperatures (f.e. 3000K - 4000K) and color rendering indexes are available on request.		
MAINTAINED AVERAGE LUMINOUS FLUX ACCORDING TO LM80 - TM21 STANDARDS		
Operating temperature range		
-40°C ÷ +40°C	L80B10	> 100.000 hrs
-40°C ÷ +40°C	L90B10	> 50.000 hrs
-40°C ÷ +55°C	L80B10	> 50.000 hrs
PHOTOMETRIC DATA		



LEDMASTER ONE

ASYMMETRIC OPTIC - INTERNAL POWER SUPPLY SYSTEM



CODICI PRODOTTO / PRODUCT CODES									
Codice	Numero di LED	Optica	W (LED+DRIVER)	Flusso luminoso nominale LED	Flusso utile in uscita	Peso lordo	Vol. (m ³)	Temp. Colore / CRI	DESIGN CODE*
Code	Number of LED	Optic		Nominal flux LED (Lumen)	Useful output flux (Lumen)	Gross weight (kg)		Color Temp. / CRI	
80026	80	A2	895	158000	121200	39,20	0,240	5000K CRI 70	LONEIDA80-A2-K5070

Multichip LED technology.
ENEC certified floodlight for operating temperatures from -40 to +40°C.
Ambient performance temperature Tq 25°C.
Floodlight with digital dimming interface via DALI protocol.

Cable glands:
• PG16 for supply voltage;
• PG13 for DALI bipolar cable (optional).

Tolerance of flux values +/- 10%.
Tolerance of electrical power values: +/- 7%.
The flux indicated in the table may be changed and improved according to the constant technical evolution of the light efficiency of the led.

* Design Code: reference code for the design.
** When ordering, both the 5-digit product code without visor and the visor code (60044) must be indicated.