



CANNULA CATALOG 2020



**The largest cannula portfolio
worldwide, backed by an even larger
commitment — to you.**

Medtronic



ALLEVIATE PAIN RESTORE HEALTH EXTEND LIFE

EXTRACORPOREAL
CIRCUIT

CARDIOPLEGIA
CIRCUIT

SUCTION CIRCUIT AND
SURGICAL ACCESSORIES

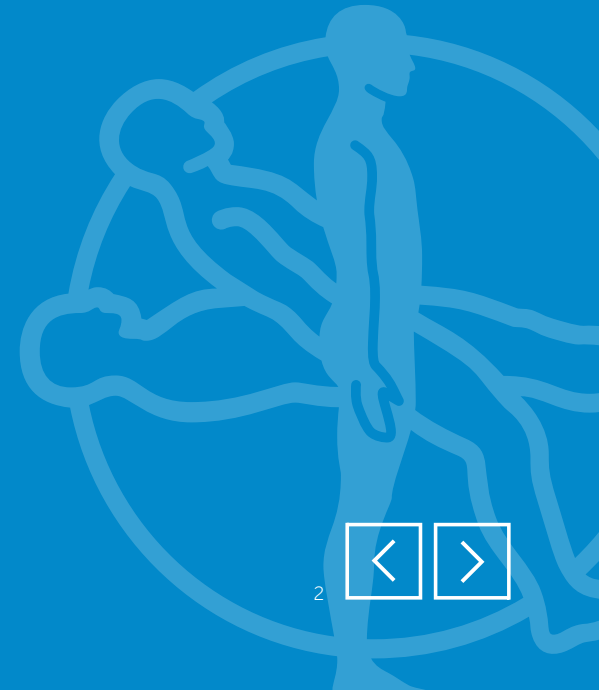
APPENDIX

Living Our Mission with You

Our Mission guides our day-to-day work and reminds us that our efforts, large and small, transform the lives of millions of people each year.

We have been working with you to deliver trusted and innovative cannula options for more than 40 years for standard, pediatric, and MICS procedures — more recently ECLS — while offering your favorite cardiac suction, surgical support items, and cardio-kits.

Together, we can deliver the cardiac cannula solutions that matter most to you — and your patients.





EXTRACORPOREAL CIRCUIT

EXTRACORPOREAL
CIRCUIT

CARDIOPLEGIA
CIRCUIT

SUCTION CIRCUIT AND
SURGICAL ACCESSORIES

APPENDIX

ARTERIAL
CANNULAE



FEMORAL
CANNULAE



VENOUS
CANNULAE





ARTERIAL CANNULAE



EXTRACORPOREAL CIRCUIT


ARTERIAL CANNULAE

FEMORAL CANNULAE
VENOUS CANNULAE

CARDIOPLEGIA CIRCUIT

SUCTION CIRCUIT AND SURGICAL ACCESSORIES

APPENDIX



Arterial cannulae are intended to deliver blood to the patient during cardiopulmonary bypass. Medtronic understands the importance of gentle flow in the often fragile aorta. We offer a number of different product variations to facilitate a variety of surgical techniques and to accommodate varying patient anatomies. Our adult and pediatric arterial cannulae are available in sizes from 6 Fr to 24 Fr in a variety of tip configurations, lengths, and connector sizes to meet your specific needs.





ARTERIAL CANNULAE

- [Soft-Flow^{®*} Extended >](#)
- [Soft-Flow^{®*} Straight Tip >](#)
- [Soft-Flow^{®*} Angled Tip >](#)
- [EOPA 3D™ >](#)
- [Select 3D™ II >](#)
- [EOPA™ >](#)
- [DLP™ Pediatric One-Piece >](#)
- [DLP™ Straight Tip >](#)
- [DLP™ Flexible Arch >](#)
- [Select Series™ Straight Tip >](#)
- [Select Series™ Angled Tip >](#)
- [DLP™ Curved Tip with One-Piece Wirewound Body >](#)
- [DLP™ Curved Tip Cannulae with Wirewound Body >](#)
- [DLP™ Curved Tip >](#)
- [DLP™ Metal Tip >](#)



EXTRACORPOREAL CIRCUIT

ARTERIAL CANNULAE

FEMORAL CANNULAE
VENOUS CANNULAE

CARDIOPLEGIA CIRCUIT

SUCTION CIRCUIT AND SURGICAL ACCESSORIES

APPENDIX

Arterial cannulae are intended to deliver blood to the patient during cardiopulmonary bypass. Medtronic understands the importance of gentle flow in the often fragile aorta. We offer a number of different product variations to facilitate a variety of surgical techniques and to accommodate varying patient anatomies. Our adult and pediatric arterial cannulae are available in sizes from 6 Fr to 24 Fr in a variety of tip configurations, lengths, and connector sizes to meet your specific needs.





Soft-Flow^{®*} Extended Arterial Cannulae

These arterial models were the first available diffusion tip cannulae on the market. This design features a closed tip with an inner cone that directs flow through side vents. This results in a diffuse, lower velocity flow. The extended-length, kink-resistant wirewound body allows for use across various patient anatomies. Depth markings and a suture ring assist with positioning of the cannulae.



EXTRACORPOREAL CIRCUIT

ARTERIAL CANNULAE

FEMORAL CANNULAE

VENOUS CANNULAE

CARDIOPLEGIA CIRCUIT

SUCTION CIRCUIT AND SURGICAL ACCESSORIES

APPENDIX

14.5 in (37.0 cm) overall length

Suture ring and extended body

Vented 3/8 in (0.95 cm) connector

4949	21 Fr (7.0 mm)
------	----------------

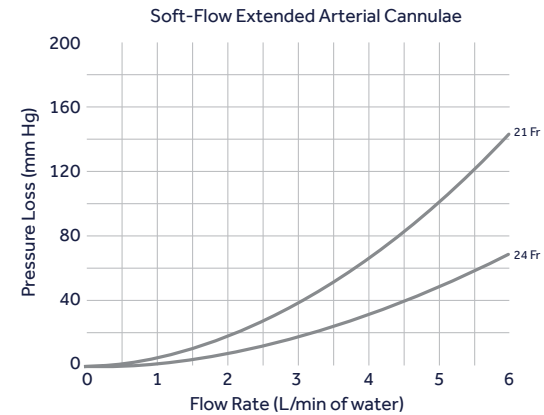
4951	24 Fr (8.0 mm)
------	----------------

Non-vented 3/8 in (0.95 cm) connector

4948	21 Fr (7.0 mm)
------	----------------

4950	24 Fr (8.0 mm)
------	----------------

10 per carton



Soft-Flow^{®*} Arterial Cannulae are manufactured by MC3, Inc. and exclusively distributed by Medtronic.

Important Safety Information

Care and caution should be taken to avoid damage to vessels and cardiac tissue during cannulation or other cardiac surgery procedures. For a listing of indications, contraindications, precautions, warnings, and potential adverse events, please refer to the Instructions for Use. Caution: Federal law (USA) restricts this device to sale by or on the order of a physician.





Soft-Flow^{®*} Straight Tip Arterial Cannulae

These arterial models were the first available diffusion tip cannulae on the market. A smooth, tapered, reverse-angle tip is designed to facilitate insertion and placement. Depth markings and a suture bulb assist with positioning the cannulae. All cannulae feature kink-resistant wirewound bodies and a 3/8 inch vented or non-vented connector.



EXTRACORPOREAL CIRCUIT

ARTERIAL CANNULAE

FEMORAL CANNULAE
VENOUS CANNULAE

CARDIOPLEGIA CIRCUIT

SUCTION CIRCUIT AND SURGICAL ACCESSORIES

APPENDIX

14 in (36.0 cm) overall length

Straight tip with suture bulb

Vented 3/8 in (0.95 cm) connector

5798	21 Fr (7.0 mm)
------	----------------

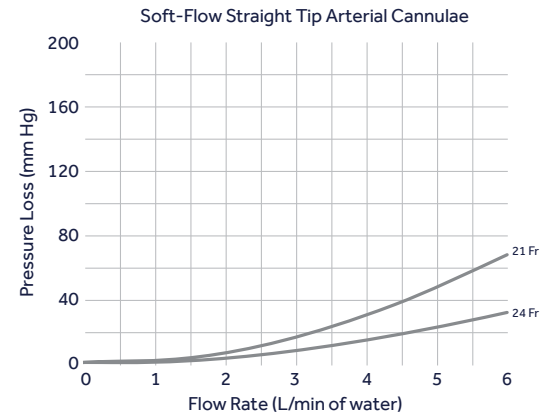
5841	24 Fr (8.0 mm)
------	----------------

Non-vented 3/8 in (0.95 cm) connector

5842	21 Fr (7.0 mm)
------	----------------

5843	24 Fr (8.0 mm)
------	----------------

10 per carton



Soft-Flow^{®*} Arterial Cannulae are manufactured by MC3, Inc. and exclusively distributed by Medtronic.

Important Safety Information


Care and caution should be taken to avoid damage to vessels and cardiac tissue during cannulation or other cardiac surgery procedures. For a listing of indications, contraindications, precautions, warnings, and potential adverse events, please refer to the Instructions for Use. Caution: Federal law (USA) restricts this device to sale by or on the order of a physician.





Soft-Flow^{®*} Angled Tip Arterial Cannulae

These arterial models were the first available diffusion tip cannulae on the market. A smooth, tapered, reverse-angle tip is designed to facilitate insertion and placement. An orientation line, depth markings, and a suture bulb or flange assist with positioning the cannulae. All cannulae feature kink-resistant wirewound bodies and a 3/8 inch vented or non-vented connector.



14 in (36.0 cm) overall length

Angled tip with suture bulb

Vented 3/8 in (0.95 cm) connector

7072 18 Fr (6.0 mm)

5761 21 Fr (7.0 mm)

5762 24 Fr (8.0 mm)

10 per carton

Non-vented 3/8 in (0.95 cm) connector

7071 18 Fr (6.0 mm)

5767 21 Fr (7.0 mm)

5768 24 Fr (8.0 mm)

Angled tip with suture flange

Vented 3/8 in (0.95 cm) connector

7080 18 Fr (6.0 mm)

6394 21 Fr (7.0 mm)

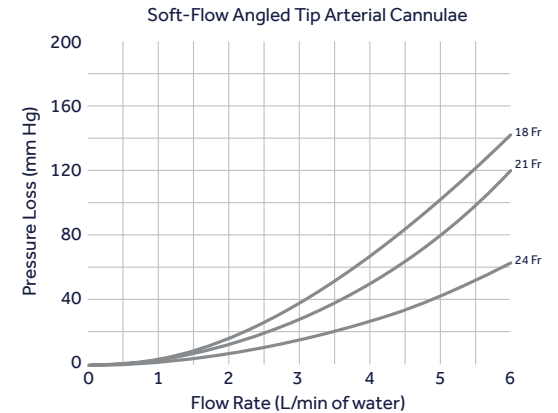
6386 24 Fr (8.0 mm)

10 per carton

Non-vented 3/8 in (0.95 cm) connector

6392 21 Fr (7.0 mm)

6384 24 Fr (8.0 mm)



Soft-Flow^{®*} Arterial Cannulae are manufactured by MC3, Inc. and exclusively distributed by Medtronic.

Important Safety Information

Care and caution should be taken to avoid damage to vessels and cardiac tissue during cannulation or other cardiac surgery procedures. For a listing of indications, contraindications, precautions, warnings, and potential adverse events, please refer to the Instructions for Use. Caution: Federal law (USA) restricts this device to sale by or on the order of a physician.



EXTRACORPOREAL
CIRCUIT

ARTERIAL CANNULAE

FEMORAL CANNULAE

VENOUS CANNULAE

CARDIOPLEGIA
CIRCUIT

SUCTION CIRCUIT AND
SURGICAL ACCESSORIES

APPENDIX



EOPA 3D™ Arterial Cannulae

These cannulae offer unique tapered diffuse flow tips and kink-resistant, elongated wirewound bodies. The 3-D tip is designed with three integrated flutes to diffuse and disperse blood flow. Features include adjustable radiopaque suture ring, obturator, hemostasis cap, and depth markings.



EXTRACORPOREAL CIRCUIT

ARTERIAL CANNULAE

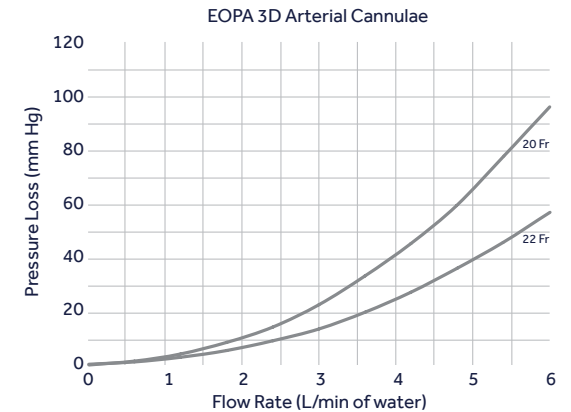
FEMORAL CANNULAE
VENOUS CANNULAE

CARDIOPLEGIA CIRCUIT

SUCTION CIRCUIT AND SURGICAL ACCESSORIES

APPENDIX

Vented 3/8 in (0.95 cm) connector		Non-vented 3/8 in (0.95 cm) connector	
78220	20 Fr (6.7 mm)	78320	20 Fr (6.7 mm)
78222	22 Fr (7.3 mm)	78322	22 Fr (7.3 mm)
10 per carton			



Important Safety Information

EOPA 3D models: Cannula tip must be inserted beyond side ports to minimum depth marks to avoid possibility of tissue dissection of the aorta. Care and caution should be taken to avoid damage to vessels and cardiac tissue during cannulation or other cardiac surgery procedures. For a listing of indications, contraindications, precautions, warnings, and potential adverse events, please refer to the Instructions for Use. Caution: Federal law (USA) restricts this device to sale by or on the order of a physician.





Select 3D™ II Arterial Cannulae

These cannulae offer beveled tips and tapered, one-piece, kink-resistant wirewound bodies. The tips feature three integrated flutes, which help diffuse and disperse blood flow.



11.5 in (29.2 cm) overall length
45° tip

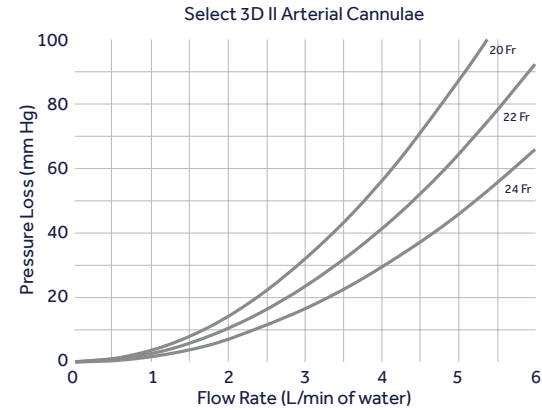
Vented 3/8 in (0.95 cm) connector

78420	20 Fr (6.7 mm)
78422	22 Fr (7.3 mm)
78424	24 Fr (8.0 mm)

Non-vented 3/8 in (0.95 cm) connector

78520	20 Fr (6.7 mm)
78522	22 Fr (7.3 mm)
78524	24 Fr (8.0 mm)

10 per carton



Important Safety Information

Care and caution should be taken to avoid damage to vessels and cardiac tissue during cannulation or other cardiac surgery procedures. For a listing of indications, contraindications, precautions, warnings, and potential adverse events, please refer to the Instructions for Use. Caution: Federal law (USA) restricts this device to sale by or on the order of a physician.

EXTRACORPOREAL CIRCUIT

ARTERIAL CANNULAE

FEMORAL CANNULAE
VENOUS CANNULAE

CARDIOPLEGIA CIRCUIT

SUCTION CIRCUIT AND SURGICAL ACCESSORIES

APPENDIX





EOPA™ Arterial Cannulae

These cannulae offer elongated, one-piece, kink-resistant wirewound bodies with an introducer and hemostasis cap. Features include depth markings and an adjustable radiopaque suture ring.



12 in (30.5 cm) overall length

Blunt tip introducer
without guidewire

Vented 3/8 in (0.95 cm) connector

77418	18 Fr (6.0 mm)
77420	20 Fr (6.7 mm)
77422	22 Fr (7.3 mm)
77424	24 Fr (8.0 mm)

Non-vented 3/8 in (0.95 cm) connector

77518	18 Fr (6.0 mm)
77520	20 Fr (6.7 mm)
77522	22 Fr (7.3 mm)
77524	24 Fr (8.0 mm)

10 per carton

12 in (30.5 cm) overall length

Dilator tip introducer
with 0.039 in (0.1 cm) guidewire

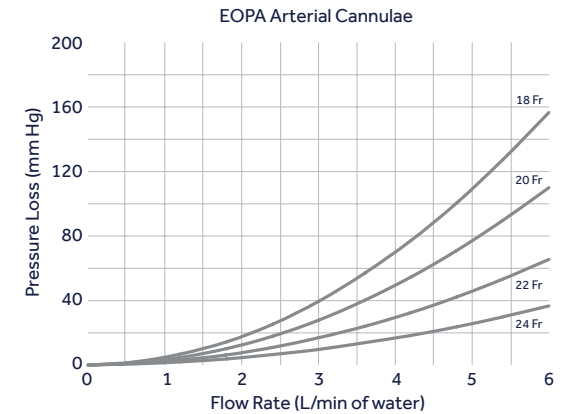
Vented 3/8 in (0.95 cm) connector

77618	18 Fr (6.0 mm)
77620	20 Fr (6.7 mm)
77622	22 Fr (7.3 mm)
77624	24 Fr (8.0 mm)

Non-vented 3/8 in (0.95 cm) connector

77718	18 Fr (6.0 mm)
77720	20 Fr (6.7 mm)
77722	22 Fr (7.3 mm)
77724	24 Fr (8.0 mm)

10 per carton



[VIEW IMAGES](#)



Important Safety Information

EOPA models with dilator tip introducer: A guidewire must be used for proper placement of introducer tip while inserting cannula to avoid trauma to the back wall of the aorta. Care and caution should be taken to avoid damage to vessels and cardiac tissue during cannulation or other cardiac surgical procedures. Caution: Federal law (USA) restricts this device to sale by or on the order of a physician.



EXTRACORPOREAL CIRCUIT

ARTERIAL CANNULAE

FEMORAL CANNULAE
VENOUS CANNULAE

CARDIOPLEGIA CIRCUIT

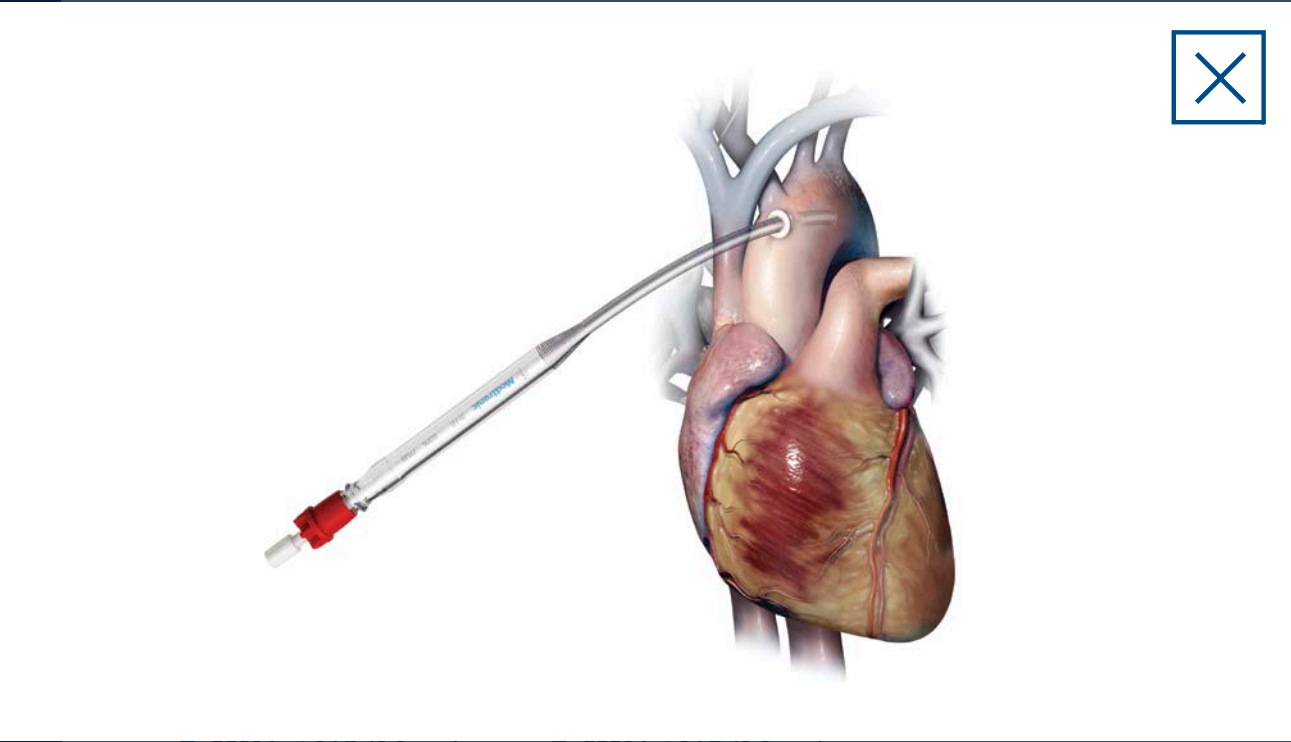
SUCTION CIRCUIT AND SURGICAL ACCESSORIES

APPENDIX



EOPA™ Arterial Cannulae

These cannulae offer elongated, one-piece, kink-resistant wirewound bodies with an introducer and hemostasis cap. Features include depth markings and an adjustable radiopaque suture ring.



EXTRACORPOREAL CIRCUIT

ARTERIAL CANNULAE

FEMORAL CANNULAE
VENOUS CANNULAE

CARDIOPLEGIA CIRCUIT

SUCTION CIRCUIT AND SURGICAL ACCESSORIES

APPENDIX



Cannulae



77524	24 Fr (8.0 mm)
10 per carton	

77724	24 Fr (8.0 mm)
10 per carton	

Important Safety Information

EOPA models with dilator tip introducer: A guidewire must be used for proper placement of introducer tip while inserting cannula to avoid trauma to the back wall of the aorta. Care and caution should be taken to avoid damage to vessels and cardiac tissue during cannulation or other cardiac surgical procedures. Caution: Federal law (USA) restricts this device to sale by or on the order of a physician.





EXTRACORPOREAL CIRCUIT

ARTERIAL CANNULAE

FEMORAL CANNULAE
VENOUS CANNULAE

CARDIOPLEGIA CIRCUIT

SUCTION CIRCUIT AND SURGICAL ACCESSORIES

APPENDIX

DLP™ Pediatric One-piece Arterial Cannulae

These cannulae offer beveled tips with elongated, one-piece, kink-resistant wirewound bodies. Features include an adjustable hemostasis introducer system and depth markings.



9 in (22.9 cm) overall length

Vented 1/4 in (0.64 cm)
connector (blue hub)

77006	6 Fr (2.0 mm)
77008	8 Fr (2.7 mm)
77010	10 Fr (3.3 mm)
77012	12 Fr (4.0 mm)
77014	14 Fr (4.7 mm)
77016	16 Fr (5.3 mm)

Non-vented 1/4 in (0.64 cm)
connector (blue hub)

77106	6 Fr (2.0 mm)
77108	8 Fr (2.7 mm)
77110	10 Fr (3.3 mm)
77112	12 Fr (4.0 mm)
77114	14 Fr (4.7 mm)
77116	16 Fr (5.3 mm)

5 per carton

VIEW IMAGES



9 in (22.9 cm) overall length

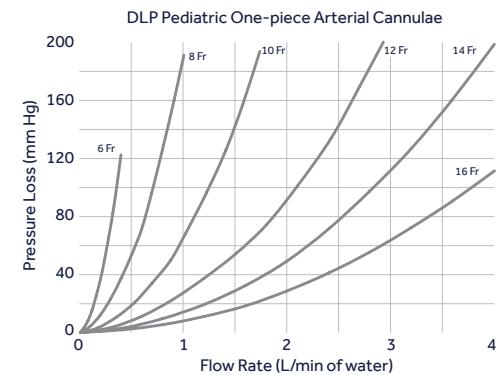
Vented 3/16 in (0.48 cm)
connector (grey hub)

77206	6 Fr (2.0 mm)
77208	8 Fr (2.7 mm)
77210	10 Fr (3.3 mm)
77212	12 Fr (4.0 mm)

Non-vented 3/16 in (0.48 cm) con-
nector (grey hub)

77306	6 Fr (2.0 mm)
77308	8 Fr (2.7 mm)
77310	10 Fr (3.3 mm)
77312	12 Fr (4.0 mm)

5 per carton



Important Safety Information

Care and caution should be taken to avoid damage to vessels and cardiac tissue during cannulation or other cardiac surgery procedures. For a listing of indications, contraindications, precautions, warnings, and potential adverse events, please refer to the Instructions for Use. Caution: Federal law (USA) restricts this device to sale by or on the order of a physician.





DLP™ Pediatric One-piece Arterial Cannulae

These cannulae offer beveled tips with elongated, one-piece, kink-resistant wirewound bodies. Features include an adjustable hemostasis introducer system and depth markings.



9 in (22.9 cm) overall length

Vented 1/4 in (0.64 cm) connector (blue hub)

77206 6 Fr (2.0 mm)



9 in (22.9 cm) overall length

Vented 3/16 in (0.48 cm) connector (grey hub)

77205 6 Fr (2.0 mm)

EXTRACORPOREAL CIRCUIT

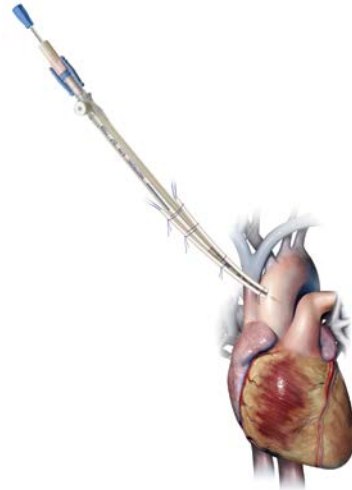
ARTERIAL CANNULAE

FEMORAL CANNULAE
VENOUS CANNULAE

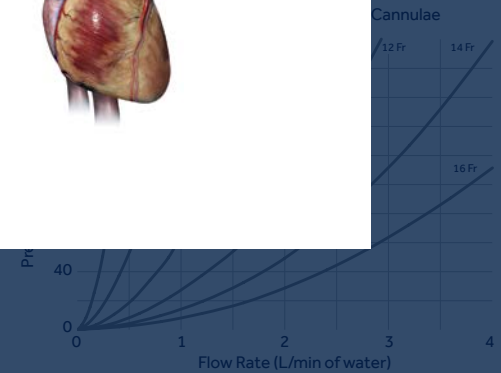
CARDIOPLEGIA CIRCUIT

SUCTION CIRCUIT AND SURGICAL ACCESSORIES

APPENDIX



VIEW IMAGES



Important Safety Information

Care and caution should be taken to avoid damage to vessels and cardiac tissue during cannulation or other cardiac surgery procedures. For a listing of indications, contraindications, precautions, warnings, and potential adverse events, please refer to the Instructions for Use. Caution: Federal law (USA) restricts this device to sale by or on the order of a physician.





DLP™ Straight Tip Arterial Cannulae

These pediatric and adult cannulae feature beveled tips and tapered bodies. A variety of sizes are available.



7 in (17.8 cm) overall length

Connection site 1/4 in (0.64 cm)

75008	8 Fr (2.7 mm)
75010	10 Fr (3.3 mm)
75012	12 Fr (4.0 mm)
75014	14 Fr (4.7 mm)

Connection site 3/8 in (0.95 cm)

75318	18 Fr (6.0 mm)
75320	20 Fr (6.7 mm)
75322	22 Fr (7.3 mm)
75324	24 Fr (8.0 mm)

20 per carton

8 in (20.3 cm) overall length

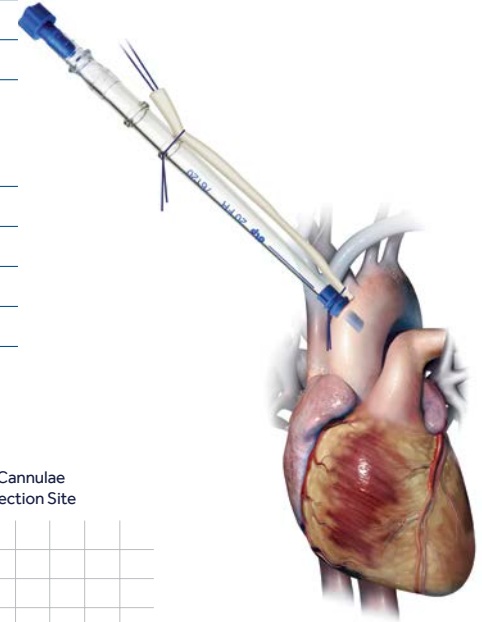
Vented 3/8 in (0.95 cm) connector

76020	20 Fr (6.7 mm)
76022	22 Fr (7.3 mm)
76024	24 Fr (8.0 mm)

Non-vented 3/8 in (0.95 cm) connector

76118	18 Fr (6.0 mm)
76120	20 Fr (6.7 mm)
76122	22 Fr (7.3 mm)
76124	24 Fr (8.0 mm)

20 per carton



EXTRACORPOREAL CIRCUIT

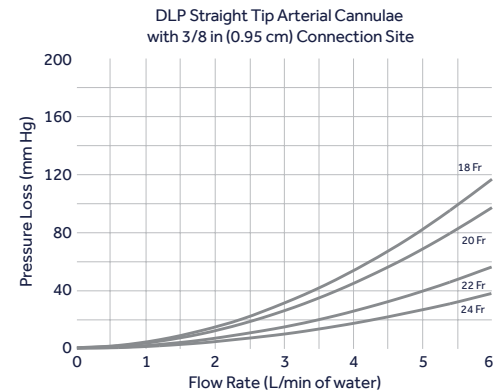
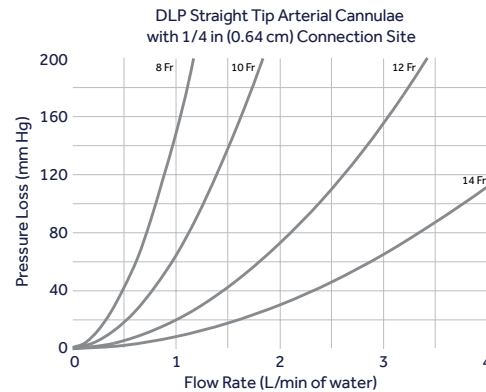
ARTERIAL CANNULAE

FEMORAL CANNULAE
VENOUS CANNULAE

CARDIOPLEGIA CIRCUIT

SUCTION CIRCUIT AND SURGICAL ACCESSORIES

APPENDIX



Important Safety Information

Care and caution should be taken to avoid damage to vessels and cardiac tissue during cannulation or other cardiac surgery procedures. For a listing of indications, contraindications, precautions, warnings, and potential adverse events, please refer to the Instructions for Use. Caution: Federal law (USA) restricts this device to sale by or on the order of a physician.





DLP™ Flexible Arch Arterial Cannulae

These cannulae offer beveled tips and tapered, one-piece bodies. Features include adjustable ring, tip orientation line, and depth markings.



11 in (27.9 cm) overall length

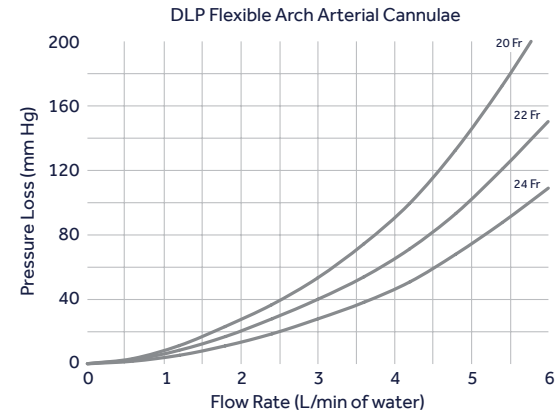
Vented 3/8 in (0.95 cm) connector

70420	20 Fr (6.7 mm)
70422	22 Fr (7.3 mm)
70424	24 Fr (8.0 mm)

Non-vented 3/8 in (0.95 cm) connector

71420	20 Fr (6.7 mm)
71422	22 Fr (7.3 mm)
71424	24 Fr (8.0 mm)

20 per carton



EXTRACORPOREAL CIRCUIT

ARTERIAL CANNULAE

FEMORAL CANNULAE
VENOUS CANNULAE

CARDIOPLEGIA CIRCUIT

SUCTION CIRCUIT AND SURGICAL ACCESSORIES

APPENDIX

Important Safety Information

Care and caution should be taken to avoid damage to vessels and cardiac tissue during cannulation or other cardiac surgery procedures. For a listing of indications, contraindications, precautions, warnings, and potential adverse events, please refer to the Instructions for Use. Caution: Federal law (USA) restricts this device to sale by or on the order of a physician.





Select Series™ Straight Tip Arterial Cannulae

These cannulae feature beveled tips and tapered, one-piece, kink-resistant wirewound bodies, tip orientation line, and connector peel cap.



12 in (30.5 cm) overall length

Vented 3/8 in (0.95 cm) connector

72120	20 Fr (6.7 mm)
-------	----------------

72122	22 Fr (7.3 mm)
-------	----------------

72124	24 Fr (8.0 mm)
-------	----------------

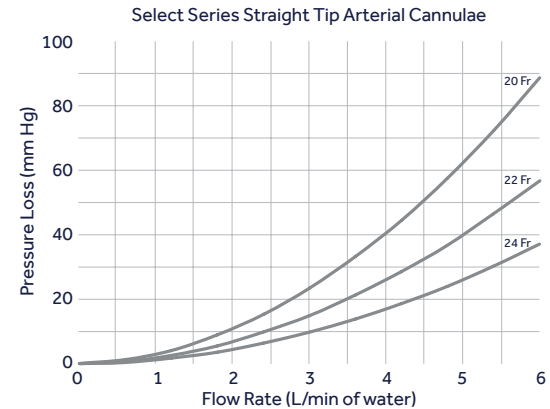
Non-vented 3/8 in (0.95 cm) connector

72220	20 Fr (6.7 mm)
-------	----------------

72222	22 Fr (7.3 mm)
-------	----------------

72224	24 Fr (8.0 mm)
-------	----------------

20 per carton



EXTRACORPOREAL
CIRCUIT

ARTERIAL CANNULAE

FEMORAL CANNULAE

VENOUS CANNULAE

CARDIOPLEGIA
CIRCUIT

SUCTION CIRCUIT AND
SURGICAL ACCESSORIES

APPENDIX

Important Safety Information

Care and caution should be taken to avoid damage to vessels and cardiac tissue during cannulation or other cardiac surgery procedures. For a listing of indications, contraindications, precautions, warnings, and potential adverse events, please refer to the Instructions for Use. Caution: Federal law (USA) restricts this device to sale by or on the order of a physician.





Select Series™ Angled Tip Arterial Cannulae

These cannulae feature beveled tips and tapered, one-piece, kink-resistant wirewound bodies, tip orientation line, and connector peel cap.



12 in (30.5 cm) overall length
45° tip without side holes

Vented 3/8 in (0.95 cm) connector

72420	20 Fr (6.7 mm)
72422	22 Fr (7.3 mm)
72424	24 Fr (8.0 mm)

12 in (30.5 cm) overall length
45° tip with side holes

Vented 3/8 in (0.95 cm) connector

73420	20 Fr (6.7 mm)
73422	22 Fr (7.3 mm)
73424	24 Fr (8.0 mm)

EXTRACORPOREAL CIRCUIT

ARTERIAL CANNULAE

FEMORAL CANNULAE
VENOUS CANNULAE

CARDIOPLEGIA CIRCUIT

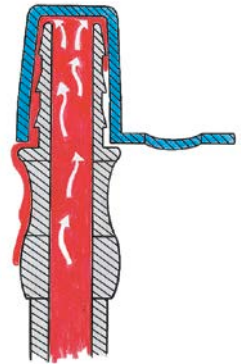
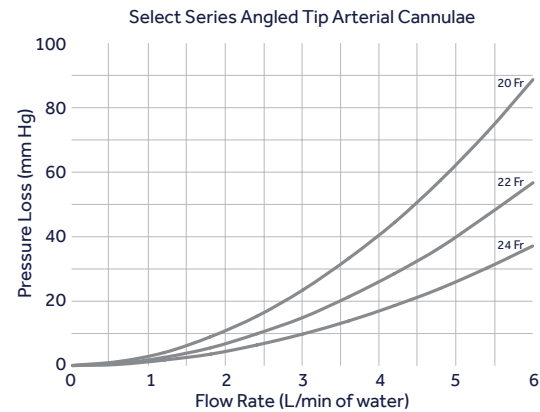
SUCTION CIRCUIT AND SURGICAL ACCESSORIES

APPENDIX

**Non-vented 3/8 in (0.95 cm)
connector**

72520	20 Fr (6.7 mm)
72522	22 Fr (7.3 mm)
72524	24 Fr (8.0 mm)

20 per carton



Important Safety Information

Care and caution should be taken to avoid damage to vessels and cardiac tissue during cannulation or other cardiac surgery procedures. For a listing of indications, contraindications, precautions, warnings, and potential adverse events, please refer to the Instructions for Use. Caution: Federal law (USA) restricts this device to sale by or on the order of a physician.





DLP™ Curved Tip Arterial Cannulae with One-piece Wirewound Body

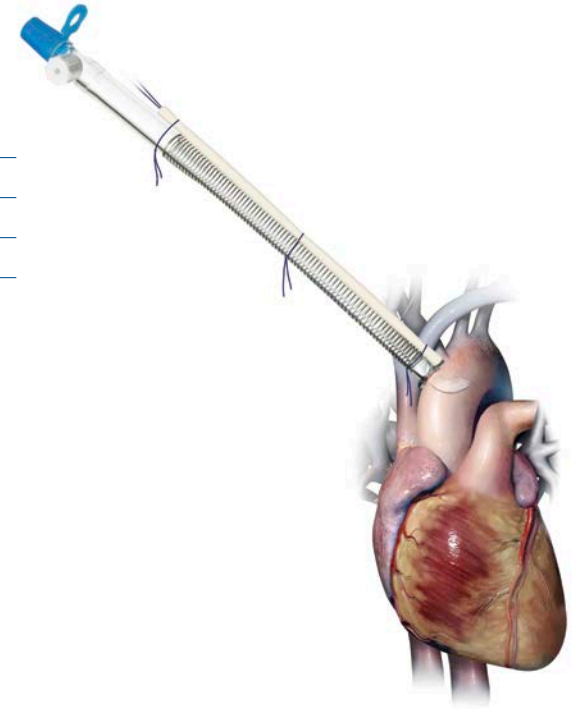
These cannulae feature beveled curved tips and tapered, one-piece, kink-resistant wirewound bodies, tip orientation line, and connector peel cap.



11 in (27.9 cm) overall length
Round flange

Vented 3/8 in (0.95 cm) connector	
87220	20 Fr (6.7 mm)
87222	22 Fr (7.3 mm)
87224	24 Fr (8.0 mm)

Non-vented 3/8 in (0.95 cm)	
87120	20 Fr (6.7 mm)
87122	22 Fr (7.3 mm)
87124	24 Fr (8.0 mm)
10 per carton	



EXTRACORPOREAL CIRCUIT

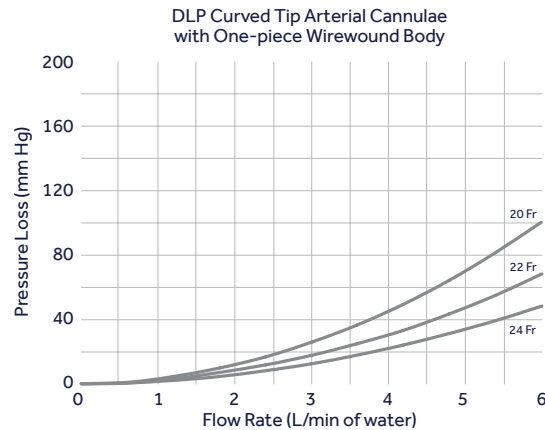
ARTERIAL CANNULAE

FEMORAL CANNULAE
VENOUS CANNULAE

CARDIOPLEGIA CIRCUIT

SUCTION CIRCUIT AND SURGICAL ACCESSORIES

APPENDIX



Important Safety Information

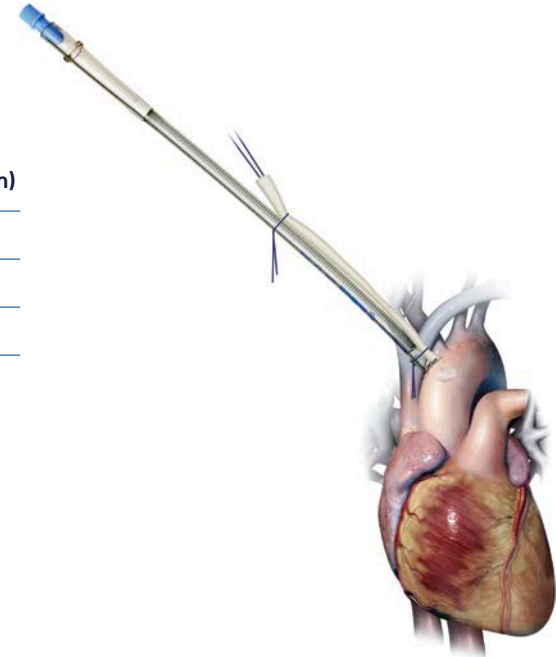
Care and caution should be taken to avoid damage to vessels and cardiac tissue during cannulation or other cardiac surgery procedures. For a listing of indications, contraindications, precautions, warnings, and potential adverse events, please refer to the Instructions for Use. Caution: Federal law (USA) restricts this device to sale by or on the order of a physician.





DLP™ Curved Tip Arterial Cannulae with Wirewound Body

These cannulae feature an overall longer length, beveled curved tips, and wirewound bodies with tip orientation line.



13 in (33.0 cm) overall length
Curved tip with flange

Connection site 3/8 in (0.95 cm)

87020 20 Fr (6.7 mm)

87022 22 Fr (7.3 mm)

87024 24 Fr (8.0 mm)

10 per carton

13 in (33.0 cm) overall length
Curved tip without flange

Connection site 3/8 in (0.95 cm)

87920 20 Fr (6.7 mm)

87922 22 Fr (7.3 mm)

87924 24 Fr (8.0 mm)

10 per carton

EXTRACORPOREAL CIRCUIT

ARTERIAL CANNULAE

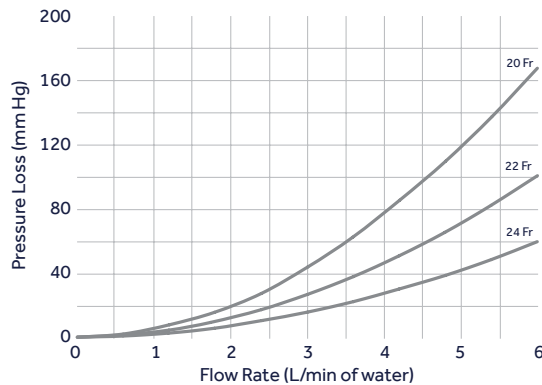
FEMORAL CANNULAE
VENOUS CANNULAE

CARDIOPLEGIA CIRCUIT

SUCTION CIRCUIT AND SURGICAL ACCESSORIES

APPENDIX

DLP Curved Tip Arterial Cannulae
with Wirewound Body



Important Safety Information

Care and caution should be taken to avoid damage to vessels and cardiac tissue during cannulation or other cardiac surgery procedures. For a listing of indications, contraindications, precautions, warnings, and potential adverse events, please refer to the Instructions for Use. Caution: Federal law (USA) restricts this device to sale by or on the order of a physician.





DLP™ Curved Tip Arterial Cannulae

These cannulae feature beveled curved tips and tapered bodies with tip orientation line.



7 in (17.8 cm) overall length
Curved tip with flange

Connection site 3/8 in (0.95 cm)

83020	20 Fr (6.7 mm)
83022	22 Fr (7.3 mm)
83024	24 Fr (8.0 mm)

20 per carton

7 in (17.8 cm) overall length
Curved tip without flange

Connection site 3/8 in (0.95 cm)

84020	20 Fr (6.7 mm)
84022	22 Fr (7.3 mm)
84024	24 Fr (8.0 mm)

20 per carton

8 in (20.3 cm) overall length
Curved tip with flange

Vented 3/8 in (0.95 cm) connector

88020	20 Fr (6.7 mm)
88022	22 Fr (7.3 mm)
88024	24 Fr (8.0 mm)

Non-vented 3/8 in (0.95 cm) connector

88120	20 Fr (6.7 mm)
88122	22 Fr (7.3 mm)
88124	24 Fr (8.0 mm)

20 per carton

8 in (20.3 cm) overall length
Curved tip without flange

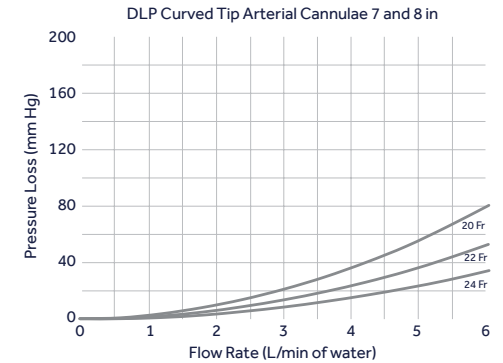
Vented 3/8 in (0.95 cm) connector

89020	20 Fr (6.7 mm)
89022	22 Fr (7.3 mm)
89024	24 Fr (8.0 mm)

Non-vented 3/8 in (0.95 cm) connector

89120	20 Fr (6.7 mm)
89122	22 Fr (7.3 mm)
89124	24 Fr (8.0 mm)

20 per carton



EXTRACORPOREAL CIRCUIT

ARTERIAL CANNULAE

FEMORAL CANNULAE

VENOUS CANNULAE

CARDIOPLEGIA CIRCUIT

SUCTION CIRCUIT AND SURGICAL ACCESSORIES

APPENDIX

Important Safety Information

Care and caution should be taken to avoid damage to vessels and cardiac tissue during cannulation or other cardiac surgery procedures. For a listing of indications, contraindications, precautions, warnings, and potential adverse events, please refer to the Instructions for Use. Caution: Federal law (USA) restricts this device to sale by or on the order of a physician.

Continued on next page >





DLP™ Curved Tip Arterial Cannulae, cont'd.

These cannulae feature beveled curved tips and tapered bodies with tip orientation line.

10 in (25.4 cm) overall length

Curved tip with flange and soft body

Vented 3/8 in (0.95 cm) connector

81020	20 Fr (6.7 mm)
-------	----------------

81022	22 Fr (7.3 mm)
-------	----------------

Non-vented 3/8 in (0.95 cm) connector

81120	20 Fr (6.7 mm)
-------	----------------

81122	22 Fr (7.3 mm)
-------	----------------

20 per carton

10 in (25.4 cm) overall length

Curved tip without flange and soft body

Vented 3/8 in (0.95 cm) connector

82020	20 Fr (6.7 mm)
-------	----------------

82022	22 Fr (7.3 mm)
-------	----------------

Non-vented 3/8 in (0.95 cm) connector

82120	20 Fr (6.7 mm)
-------	----------------

82122	22 Fr (7.3 mm)
-------	----------------

20 per carton

EXTRACORPOREAL CIRCUIT

ARTERIAL CANNULAE

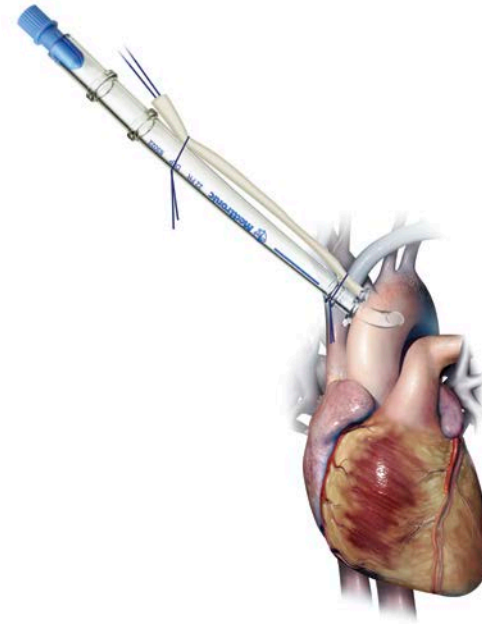
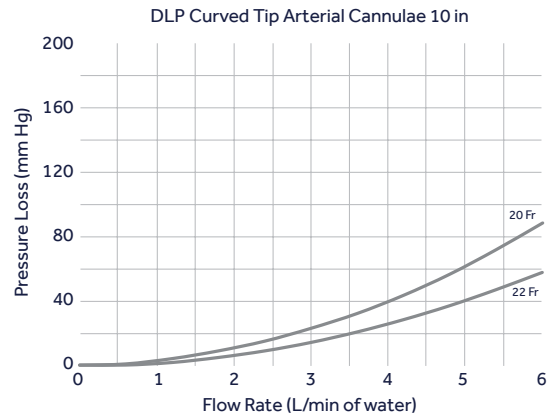
FEMORAL CANNULAE

VENOUS CANNULAE

CARDIOPLEGIA CIRCUIT

SUCTION CIRCUIT AND SURGICAL ACCESSORIES

APPENDIX



Important Safety Information

Care and caution should be taken to avoid damage to vessels and cardiac tissue during cannulation or other cardiac surgery procedures. For a listing of indications, contraindications, precautions, warnings, and potential adverse events, please refer to the Instructions for Use. Caution: Federal law (USA) restricts this device to sale by or on the order of a physician.





DLP™ Metal Tip Arterial Cannulae

These cannulae feature beveled metal tips and tapered bodies with tip orientation line. A choice of either standard or soft flange is available.



10.5 in (26.7 cm) overall length
Soft flange

Vented 3/8 in (0.95 cm) connector

80020	20 Fr (6.7 mm)
80022	22 Fr (7.3 mm)

Non-vented 3/8 in (0.95 cm) connector

80120	20 Fr (6.7 mm)
80122	22 Fr (7.3 mm)

20 per carton

10.5 in (26.7 cm) overall length
Standard flange

Vented 3/8 in (0.95 cm) connector

80220	20 Fr (6.7 mm)
80222	22 Fr (7.3 mm)

Non-vented 3/8 in (0.95 cm) connector

80320	20 Fr (6.7 mm)
80322	22 Fr (7.3 mm)

20 per carton

**EXTRACORPOREAL
CIRCUIT**

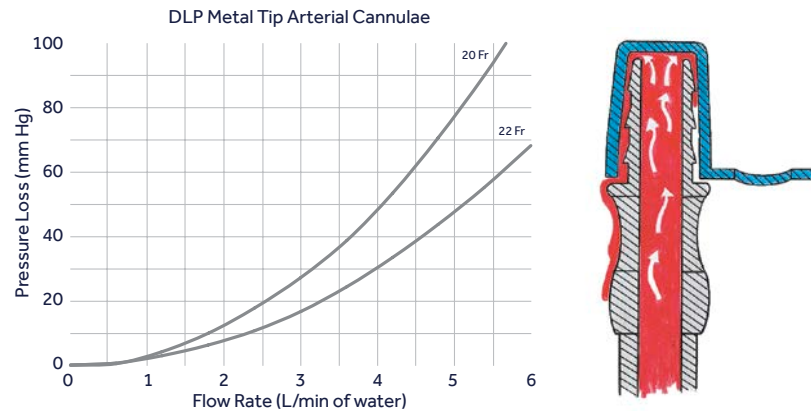
ARTERIAL CANNULAE

FEMORAL CANNULAE
VENOUS CANNULAE

**CARDIOPLEGIA
CIRCUIT**

**SUCTION CIRCUIT AND
SURGICAL ACCESSORIES**

APPENDIX



Important Safety Information

Care and caution should be taken to avoid damage to vessels and cardiac tissue during cannulation or other cardiac surgery procedures. For a listing of indications, contraindications, precautions, warnings, and potential adverse events, please refer to the Instructions for Use. Caution: Federal law (USA) restricts this device to sale by or on the order of a physician.





FEMORAL CANNULAE

The largest cannula portfolio worldwide.

Our commitment
— to you.

EXTRACORPOREAL CIRCUIT

ARTERIAL CANNULAE

FEMORAL CANNULAE

VENOUS CANNULAE

CARDIOPLEGIA CIRCUIT

SUCTION CIRCUIT AND SURGICAL ACCESSORIES

APPENDIX



Femoral cannulae provide greater versatility of cannulation techniques to meet the needs of the changing patient population and the desire for smaller thoracic incisions. Designed to be placed in the femoral vein and/or artery, Medtronic femoral cannulae are ideally suited for both percutaneous and direct insertion. The unique flat wirewound, thin-wall construction of the Bio-Medicus™ cannulae maximizes flow rates and cannula flexibility. Our various sizes ensure the availability of a cannula to meet your specific needs.





FEMORAL CANNULAE

[Bio-Medicus™ NextGen Pediatric Arterial and Venous >](#)

[Bio-Medicus™ NextGen Arterial or Jugular Venous and Kits >](#)

[Bio-Medicus™ Multi-stage Venous with Insertion Kit >](#)

[Bio-Medicus™ NextGen Bi-caval Venous and Kits >](#)

[Bio-Medicus™ NextGen Insertion Kits >](#)

[DLP™ Venous >](#)

[DLP™ Arterial >](#)

EXTRACORPOREAL CIRCUIT

ARTERIAL CANNULAE

FEMORAL CANNULAE

VENOUS CANNULAE

CARDIOPLEGIA CIRCUIT

SUCTION CIRCUIT AND SURGICAL ACCESSORIES

APPENDIX

The largest cannula
portfolio worldwide.

Our commitment
— to you.

Femoral cannulae provide greater versatility of cannulation techniques to meet the needs of the changing patient population and the desire for smaller thoracic incisions. Designed to be placed in the femoral vein and/or artery, Medtronic femoral cannulae are ideally suited for both percutaneous and direct insertion. The unique flat wirewound, thin-wall construction of the Bio-Medicus™ cannulae maximizes flow rates and cannula flexibility. Our various sizes ensure the availability of a cannula to meet your specific needs.





**EXTRACORPOREAL
CIRCUIT**

ARTERIAL CANNULAE
FEMORAL CANNULAE
VENOUS CANNULAE

**CARDIOPLEGIA
CIRCUIT**

**SUCTION CIRCUIT AND
SURGICAL ACCESSORIES**

APPENDIX

Bio-Medicus™ NextGen Pediatric Arterial and Venous Cannulae

These pediatric cannulae offer a flexible, kink-resistant, thin-wall design that promotes maximum flow rates. The tip design eases insertion and provides a reinforced non-step transition zone along with smooth side holes. Both venous and arterial models are packaged with a tapered solid core and a percutaneous-style, guidewire-capable (0.025 in [0.635 mm] dia), non-phthalate PVC introducer, allowing for either a traditional or Seldinger insertion. Each cannula includes a repositionable radiopaque suture ring, an improved friction-fit hemostasis cap, and a retention clip that aids in tubing management. These products are manufactured without DEHP.

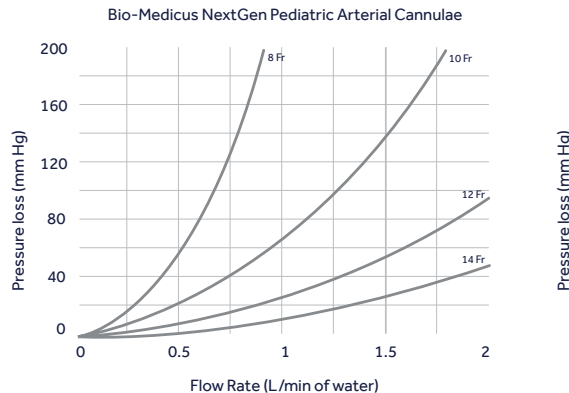


Arterial

Non-vented 1/4 in (0.64 cm) connector


		Overall	Tip
96820-108	8 Fr (2.7 mm)	22.9 cm	10.0 cm
96820-110	10 Fr (3.3 mm)	22.9 cm	10.5 cm
96820-112	12 Fr (4.0 mm)	22.9 cm	11.0 cm
96820-114	14 Fr (4.7 mm)	22.9 cm	11.5 cm

1 per carton



See page 35 for 96552 insertion kit.

Bio-Medicus Pediatric Cannulae



Retention Clip



Important Safety Information

Care and caution should be taken to avoid damage to vessels and cardiac tissue during cannulation or other cardiac surgery procedures. For a listing of indications, contraindications, precautions, warnings, and potential adverse events, please refer to the Instructions for Use. Caution: Federal law (USA) restricts this device to sale by or on the order of a physician.





**EXTRACORPOREAL
CIRCUIT**

ARTERIAL CANNULAE

FEMORAL CANNULAE

VENOUS CANNULAE

**CARDIOPLEGIA
CIRCUIT**

**SUCTION CIRCUIT AND
SURGICAL ACCESSORIES**

APPENDIX

Bio-Medicus™ NextGen Pediatric Arterial and Venous Cannulae

These pediatric cannulae offer a flexible, kink-resistant, thin-wall design that promotes maximum flow rates. The tip design eases insertion and provides a reinforced non-step transition zone along with smooth side holes. Both venous and arterial models are packaged with a tapered solid core and a percutaneous-style, guidewire-capable (0.025 in [0.635 mm] dia), non-phthalate PVC introducer, allowing for either a traditional or Seldinger insertion. Each cannula includes a repositionable radiopaque suture ring, an improved friction-fit hemostasis cap, and a retention clip that aids in tubing management. These products are manufactured without DEHP.

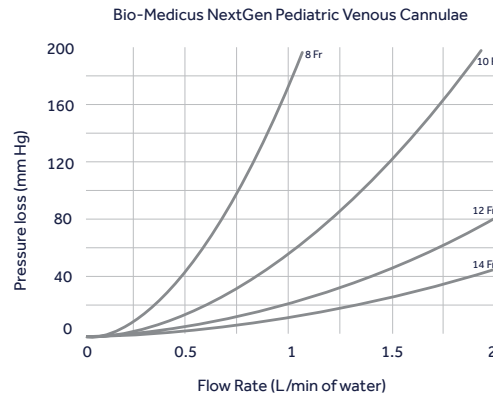


Venous

Non-vented 1/4 in (0.64 cm) connector


		Overall	Tip
96830-108	8 Fr (2.7 mm)	22.9 cm	10.0 cm
96830-110	10 Fr (3.3 mm)	22.9 cm	10.5 cm
96830-112	12 Fr (4.0 mm)	22.9 cm	11.0 cm
96830-114	14 Fr (4.7 mm)	22.9 cm	11.5 cm

1 per carton



See page 35 for 96552 insertion kit.

Bio-Medicus Pediatric Cannulae



Retention Clip



Important Safety Information

Care and caution should be taken to avoid damage to vessels and cardiac tissue during cannulation or other cardiac surgery procedures. For a listing of indications, contraindications, precautions, warnings, and potential adverse events, please refer to the Instructions for Use. Caution: Federal law (USA) restricts this device to sale by or on the order of a physician.





Bio-Medicus™ NextGen Femoral Arterial or Jugular Venous Cannulae and Kits

These adult cannulae offer a flexible, kink-resistant, thin-wall design that promotes maximum flow rates. The tip design eases insertion with a reinforced non-step transition zone, and smooth side holes. A silicone friction-fit cap and non-phthalate PVC introducer provide improved function as well. The percutaneous-style introducer, a repositionable radiopaque suture ring, and a 3/8 inch connection site are standard on all models.

EXTRACORPOREAL CIRCUIT

ARTERIAL CANNULAE
FEMORAL CANNULAE
VENOUS CANNULAE

CARDIOPLEGIA CIRCUIT

SUCTION CIRCUIT AND SURGICAL ACCESSORIES

APPENDIX



12.5 in (31.8 cm) overall length
7.09 in (18.0 cm) tip

Vented 3/8 in (0.95 cm) connector

Cannula	Cannula Kit	French Size
96570-115	96530-115	15 Fr (5.0 mm)
96570-117	96530-117	17 Fr (5.7 mm)
96570-119	96530-119	19 Fr (6.3 mm)
96570-121	96530-121	21 Fr (7.0 mm)
96570-123	96530-123	23 Fr (7.7 mm)
96570-125	96530-125	25 Fr (8.3 mm)

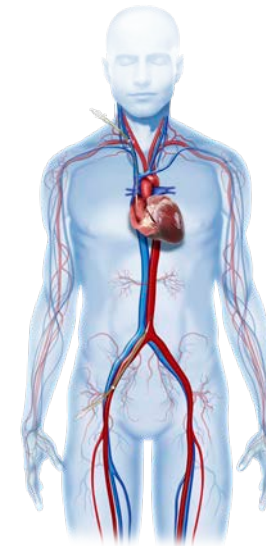
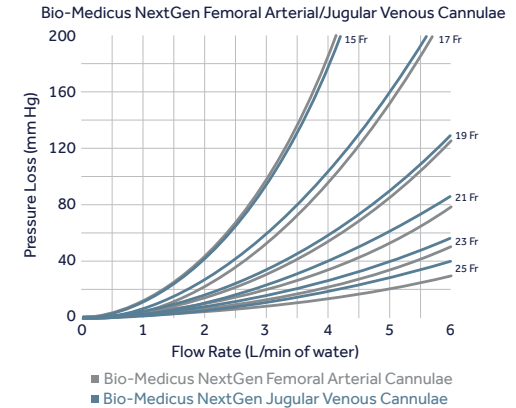
1 per carton

Order your cannulae as single stand-alone units or with a kit included. For cannula singles, an insertion kit should be ordered.

**VIEW CANNULA
KIT CONTENTS**



See page 35 for 96552 insertion kit.



Important Safety Information

Care and caution should be taken to avoid damage to vessels and cardiac tissue during cannulation or other cardiac surgery procedures. For a listing of indications, contraindications, precautions, warnings, and potential adverse events, please refer to the Instructions for Use. Caution: Federal law (USA) restricts this device to sale by or on the order of a physician.





Bio-Medicus™ NextGen Femoral Arterial or Jugular Venous Cannulae and Kits

These adult cannulae offer a flexible, kink-resistant, thin-wall design that promotes maximum flow rates. The tip design eases insertion with a reinforced non-step transition zone, and smooth side holes. A silicone friction-fit cap and non-phthalate PVC introducer provide improved function as well. The percutaneous-style introducer, a repositionable radiopaque suture ring, and a 3/8 inch connection site are standard on all models.

12.5 in (31.8 cm) overall length
7.09 in (18.0 cm) tip

Bio-Medicus NextGen Femoral Arterial/Jugular Venous Cannulae
200



Cannula kit contents

1 each:

- Arterial/jugular cannula with introducer, hemostasis cap, adjustable radiopaque suture ring
- 0.038 in (0.97 mm) diameter; 100 cm (39.37 in) length guidewire
- Stepped vessel dilator, 8 Fr/10 Fr, 12 Fr/14 Fr, 16 Fr/18 Fr plus (1) additional white dilator (included only with 21 Fr, 23 Fr, 25 Fr models)
- #11 scalpel blade, Seldinger needle, 18 ga (1.02 mm)
- Cannula/tubing retention clip



See page 32 for 96552 insertion kit.

Important Safety Information

Care and caution should be taken to avoid damage to vessels and cardiac tissue during cannulation or other cardiac surgery procedures. For a listing of indications, contraindications, precautions, warnings, and potential adverse events, please refer to the Instructions for Use. Caution: Federal law (USA) restricts this device to sale by or on the order of a physician.

EXTRACORPOREAL CIRCUIT

ARTERIAL CANNULAE
FEMORAL CANNULAE
VENOUS CANNULAE

CARDIOPLEGIA CIRCUIT

SUCTION CIRCUIT AND
SURGICAL ACCESSORIES

APPENDIX





Bio-Medicus™ Multi-stage Femoral Venous Cannulae with Insertion Kit

These adult cannulae feature one-piece, kink-resistant, wirewound bodies with multiple side ports, an introducer with depth markings, and a tip taper location indicator. Insertion kit components are listed below.



30 in (76.2 cm) overall length

23.6 in (60 cm) tip

Non-vented 3/8 in (0.95 cm) connector

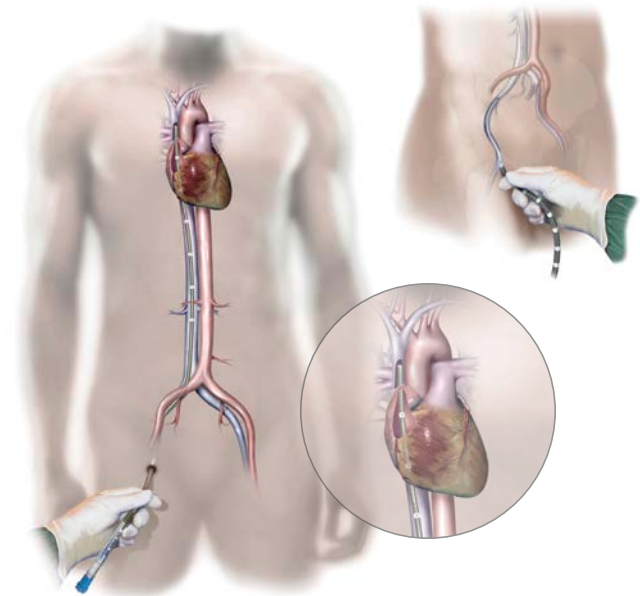
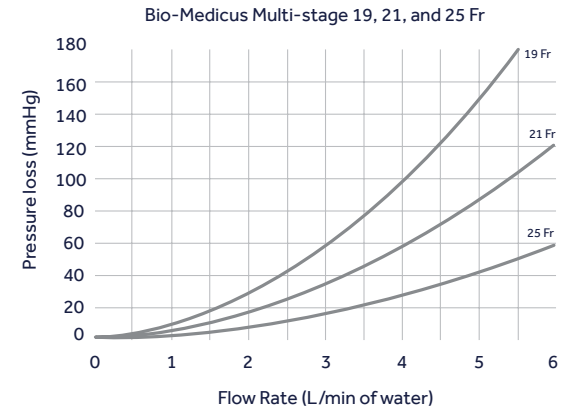
96880-019 19 Fr (6.3 mm)

96880-021 21 Fr (7.0 mm)

96880-025 25 Fr (8.3 mm)

1 per carton

**VIEW CANNULA
KIT CONTENTS**



Important Safety Information

Care and caution should be taken to avoid damage to vessels and cardiac tissue during cannulation or other cardiac surgery procedures. For a listing of indications, contraindications, precautions, warnings, and potential adverse events, please refer to the Instructions for Use. Caution: Federal law (USA) restricts this device to sale by or on the order of a physician.

EXTRACORPOREAL CIRCUIT

ARTERIAL CANNULAE

FEMORAL CANNULAE

VENOUS CANNULAE

CARDIOPLEGIA CIRCUIT

SUCTION CIRCUIT AND SURGICAL ACCESSORIES

APPENDIX





Bio-Medicus™ Multi-stage Femoral Venous Cannulae with Insertion Kit

These adult cannulae feature one-piece, kink-resistant, wirewound bodies with multiple side ports, an introducer with depth markings, and a tip taper location indicator. Insertion kit components are listed below.

30 in (76.2 cm) overall length

23.6 in (60 cm) tip

Non-vented 3/8 in (0.95 cm) connector


Bio-Medicus Multi-stage 19, 21, and 25 Fr



Cannula kit contents

1 each:

- Multi-stage venous cannula with introducer and hemostasis cap
- 0.038 in (0.097 cm) diameter; 180 cm (70.87 in) length guidewire
- Stepped vessel dilator, 8 Fr/10 Fr, 12 Fr/14 Fr plus (1) additional dilator in size of cannula ordered
- #11 scalpel blade, Seldinger needle, 18 ga (1.02 mm)



Important Safety Information

Care and caution should be taken to avoid damage to vessels and cardiac tissue during cannulation or other cardiac surgery procedures. For a listing of indications, contraindications, precautions, warnings, and potential adverse events, please refer to the Instructions for Use. Caution: Federal law (USA) restricts this device to sale by or on the order of a physician.

EXTRACORPOREAL CIRCUIT

ARTERIAL CANNULAE

FEMORAL CANNULAE

VENOUS CANNULAE

CARDIOPLEGIA CIRCUIT

SUCTION CIRCUIT AND
SURGICAL ACCESSORIES

APPENDIX





Bio-Medicus™ NextGen Femoral Bi-caval Venous Cannulae and Kits

These adult cannulae feature a flexible, kink-resistant, thin-wall design that promotes maximum flow rates. The design offers an elongated tapered introducer, a reinforced non-step cannula tip transition zone, and smooth side holes. All of these enhancements add up to an easier insertion. Side holes positioned in the SVC and IVC near hepatic veins allow bi-caval drainage and optional isolation of the right atrium. A silicone friction fit cap and non-phthalate PVC introducer provide improved function as well. Each model is standard with a percutaneous-style introducer, a repositionable radiopaque suture ring, and a 3/8 inch connection site.



EXTRACORPOREAL CIRCUIT

ARTERIAL CANNULAE
FEMORAL CANNULAE
VENOUS CANNULAE

CARDIOPLEGIA CIRCUIT

SUCTION CIRCUIT AND SURGICAL ACCESSORIES

APPENDIX

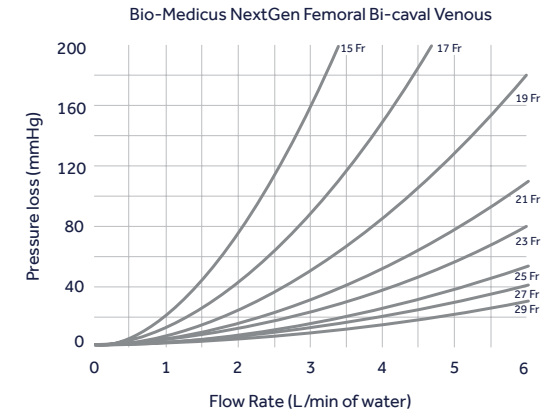
Non-vented 3/8 in (0.95 cm) connector

Cannula Singles	Cannula Kit	French Size	Overall Length	Tip Length
96670-115	96600-115	15 Fr (5.0 mm)	64.8 cm	48.9 cm
96670-117	96600-117	17 Fr (5.7 mm)	64.8 cm	48.9 cm
96670-119	96600-119	19 Fr (6.3 mm)	69.9 cm	54.0 cm
96670-121	96600-121	21 Fr (7.0 mm)	69.9 cm	54.0 cm
96670-123†	96600-123†	23 Fr (7.7 mm)	76.2 cm	60.0 cm
96670-125†	96600-125†	25 Fr (8.3 mm)	76.2 cm	60.0 cm
96670-127†	96600-127†	27 Fr (9.0 mm)	76.2 cm	60.0 cm
96670-129†	96600-129†	29 Fr (9.7 mm)	76.2 cm	60.0 cm

1 per carton

Order your cannulae as single stand-alone units or with a kit included. For cannula singles, an insertion kit should be ordered.

†1/2 in (1.27 cm) to 3/8 in (0.95 cm) tubing adapter included.



VIEW CANNULA
KIT CONTENTS



VIEW IMAGES



Important Safety Information

Care and caution should be taken to avoid damage to vessels and cardiac tissue during cannulation or other cardiac surgery procedures. For a listing of indications, contraindications, precautions, warnings, and potential adverse events, please refer to the Instructions for Use. Caution: Federal law (USA) restricts this device to sale by or on the order of a physician.





Bio-Medicus™ NextGen Femoral Bi-caval Venous Cannulae and Kits

These adult cannulae feature a flexible, kink-resistant, thin-wall design that promotes maximum flow rates. The design offers an elongated tapered introducer, a reinforced non-step cannula tip transition zone, and smooth side holes. All of these enhancements add up to an easier insertion. Side holes positioned in the SVC and IVC near hepatic veins allow bi-caval drainage and optional isolation of the right atrium. A silicone friction fit cap and non-phthalate PVC introducer provide improved function as well. Each model is standard with a percutaneous-style introducer, a repositionable radiopaque suture ring, and a 3/8 inch connection site.

EXTRACORPOREAL CIRCUIT

ARTERIAL CANNULAE
FEMORAL CANNULAE
VENOUS CANNULAE

CARDIOPLEGIA CIRCUIT

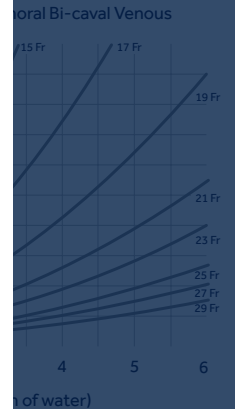
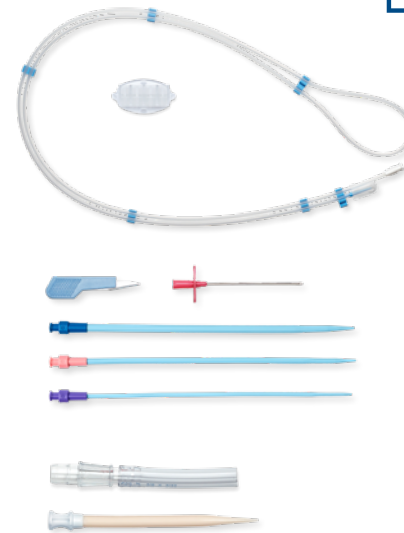
SUCTION CIRCUIT AND
SURGICAL ACCESSORIES

APPENDIX

Cannula kit contents

1 each:

- Bi-caval venous cannula with introducer, hemostasis cap, adjustable radiopaque suture ring
- 0.038 in (0.97 mm) diameter; 180 cm (70.87 in) length guidewire
- Stepped vessel dilator, 8 Fr/10 Fr, 12 Fr/14 Fr, 16 Fr/18 Fr plus (1) additional white dilator (included only with 21 Fr, 23 Fr, 25 Fr, 27 Fr, 29 Fr models)
- #11 scalpel blade, Seldinger needle, 18 ga (1.02 mm)
- Cannula/tubing retention clip



**VIEW PACKAGE
CONTENTS**



VIEW IMAGES



Important Safety Information

Care and caution should be taken to avoid damage to vessels and cardiac tissue during cannulation or other cardiac surgery procedures. For a listing of indications, contraindications, precautions, warnings, and potential adverse events, please refer to the Instructions for Use. Caution: Federal law (USA) restricts this device to sale by or on the order of a physician.





Bio-Medicus™ NextGen Femoral Bi-caval Venous Cannulae and Kits

These adult cannulae feature a flexible, kink-resistant, thin-wall design that promotes maximum flow rates. The design offers an elongated tapered introducer, a reinforced non-step cannula tip transition zone, and smooth side holes. All of these enhancements add up to an easier insertion. Side holes positioned in the SVC and IVC near hepatic veins allow bi-caval drainage and optional isolation of the right atrium. A silicone friction fit cap and non-phthalate PVC introducer provide improved function as well. Each model is standard with a percutaneous-style introducer, a repositionable radiopaque suture ring, and a 3/8 inch connection site.

EXTRACORPOREAL CIRCUIT

ARTERIAL CANNULAE
FEMORAL CANNULAE
VENOUS CANNULAE

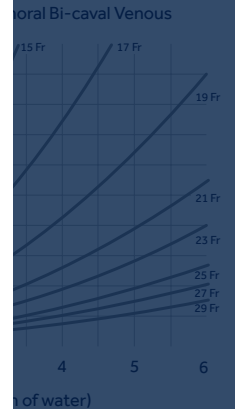
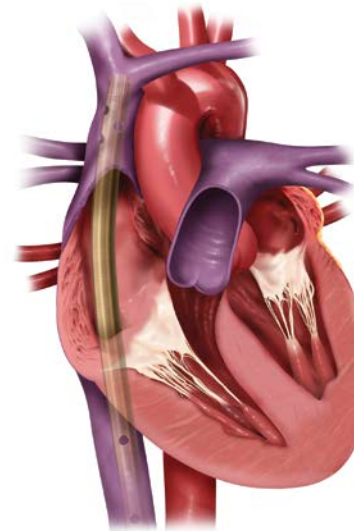
CARDIOPLEGIA CIRCUIT

SUCTION CIRCUIT AND
SURGICAL ACCESSORIES

APPENDIX

Bi-caval capability with optimized basket placement

Designed to enable right
atrium occlusion and access.



**VIEW PACKAGE
CONTENTS**



VIEW IMAGES



Important Safety Information

Care and caution should be taken to avoid damage to vessels and cardiac tissue during cannulation or other cardiac surgery procedures. For a listing of indications, contraindications, precautions, warnings, and potential adverse events, please refer to the Instructions for Use. Caution: Federal law (USA) restricts this device to sale by or on the order of a physician.





Bio-Medicus™ NextGen Insertion Kits

These adult and pediatric insertion kits provide components for peripheral cannulation via Seldinger technique. Designed for percutaneous or direct visualization insertion, these kits provide the following insertion components as listed below.

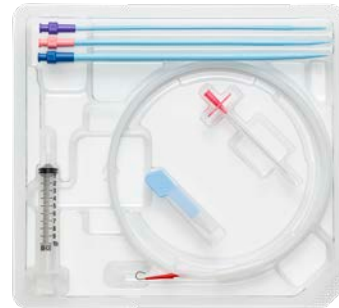


Venous

96551

- 0.038 in (0.965 mm) diameter; 180 cm (70.87 in) guidewire
- #11 scalpel blade
- 10 cc syringe
- Stepped vessel dilator, 8 Fr/10 Fr, 12 Fr/14 Fr, and 16 Fr/18 Fr
- Seldinger needle, 18 ga (1.02 mm)

5 kits per carton

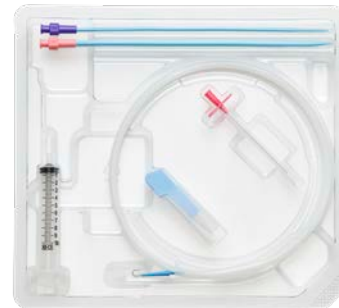


Arterial/Jugular

96552

- 0.038 in (0.965 mm) diameter; 100 cm (39.37 in) guidewire
- #11 scalpel blade
- 10 cc syringe
- Stepped vessel dilator, 8 Fr/10 Fr, 12 Fr/14 Fr, and 16 Fr/18 Fr
- Seldinger needle, 18 ga (1.02 mm)

5 kits per carton



Pediatric Arterial/Venous

96553

- 0.025 in (0.635 mm) diameter; 60 cm (23.62 in) guidewire
- #11 scalpel blade
- 10 cc syringe
- Stepped vessel dilator, 8 Fr/10 Fr, and 12 Fr/14 Fr
- Seldinger needle, 18 ga (1.02 mm)

5 kits per carton

Important Safety Information

Care and caution should be taken to avoid damage to vessels and cardiac tissue during cannulation or other cardiac surgery procedures. For a listing of indications, contraindications, precautions, warnings, and potential adverse events, please refer to the Instructions for Use. Caution: Federal law (USA) restricts this device to sale by or on the order of a physician.

EXTRACORPOREAL CIRCUIT

ARTERIAL CANNULAE

FEMORAL CANNULAE

VENOUS CANNULAE

CARDIOPLEGIA CIRCUIT

SUCTION CIRCUIT AND SURGICAL ACCESSORIES

APPENDIX





DLP™ Femoral Venous Cannulae

These cannulae feature multiple side holes, depth markings, and a tapered tip introducer.

21 in (53.3 cm) insertion length

Non-vented 3/8 in (0.95 cm) connector

58521 | 21 Fr (7.0 mm)

4 per carton

25.5 in (64.8 cm) insertion length

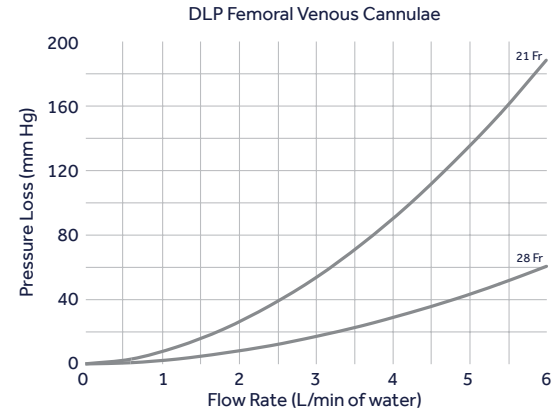
Connection site 3/8 in (0.95 cm) and 0.038 in (0.1 cm) x 150 cm (70.87 in) guidewire

96328 | 28 Fr (9.3 mm)

Non-vented 3/8 in (0.95 cm) connector and 0.038 in (0.1 cm) x 150 cm (70.87 in) guidewire

96428 | 28 Fr (9.3 mm)

4 per carton



EXTRACORPOREAL CIRCUIT

ARTERIAL CANNULAE

FEMORAL CANNULAE

VENOUS CANNULAE

CARDIOPLEGIA CIRCUIT

SUCTION CIRCUIT AND SURGICAL ACCESSORIES

APPENDIX

Important Safety Information

Care and caution should be taken to avoid damage to vessels and cardiac tissue during cannulation or other cardiac surgery procedures. For a listing of indications, contraindications, precautions, warnings, and potential adverse events, please refer to the Instructions for Use. Caution: Federal law (USA) restricts this device to sale by or on the order of a physician.





DLP™ Femoral Arterial Cannulae

These cannulae feature multiple side holes, depth markings, and a tapered tip introducer for placement over a 0.038 in (0.1 cm) guidewire (not included).

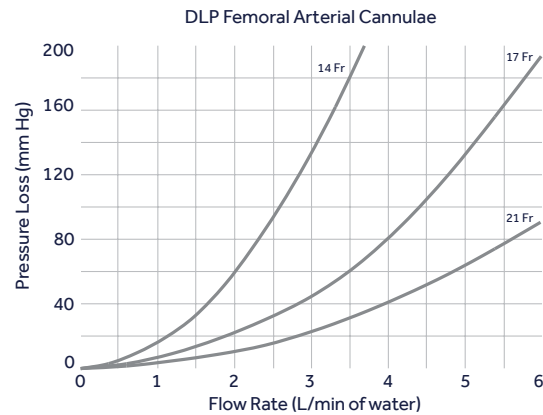


7 in (17.8 cm) insertion length

Vented 3/8 in (0.95 cm) connector

57414	14 Fr (4.7 mm)
57417	17 Fr (5.7 mm)
57421	21 Fr (7.0 mm)

4 per carton



EXTRACORPOREAL CIRCUIT

ARTERIAL CANNULAE

FEMORAL CANNULAE

VENOUS CANNULAE

CARDIOPLEGIA CIRCUIT

SUCTION CIRCUIT AND SURGICAL ACCESSORIES

APPENDIX

Important Safety Information

For a listing of indications, contraindications, precautions, warnings, and potential adverse events, please refer to the Instructions for Use. Caution: Federal law (USA) restricts this device to sale by or on the order of a physician.





VENOUS CANNULAE

EXTRACORPOREAL CIRCUIT

ARTERIAL CANNULAE
FEMORAL CANNULAE
VENOUS CANNULAE

CARDIOPLEGIA CIRCUIT

SUCTION CIRCUIT AND SURGICAL ACCESSORIES

APPENDIX



Venous cannulae are designed to provide optimal venous drainage while providing flexibility and ease of use. We offer a variety of single stage venous cannulae with kink-resistant, wirewound bodies in sizes from 12 Fr to 40 Fr. These cannulae are offered in both straight and right angle with multiport tips and the option for a thin-wall metal tip design. Our product breadth ensures the availability of a cannula to meet your specific needs.





VENOUS CANNULAE

[DLP™ Single Stage with Right Angle Metal Tip >](#)

[DLP™ Single Stage >](#)

[DLP™ Right Angle Single Stage >](#)

[DLP™ Malleable Single Stage >](#)

[VC2™ Atrial Caval >](#)

[MC2™ Two Stage >](#)

[MC2X™ Three Stage >](#)

EXTRACORPOREAL CIRCUIT

ARTERIAL CANNULAE
FEMORAL CANNULAE
VENOUS CANNULAE

CARDIOPLEGIA CIRCUIT

SUCTION CIRCUIT AND SURGICAL ACCESSORIES

APPENDIX

Venous cannulae are designed to provide optimal venous drainage while providing flexibility and ease of use. We offer a variety of single stage venous cannulae with kink-resistant, wirewound bodies in sizes from 12 Fr to 40 Fr. These cannulae are offered in both straight and right angle with multiport tips and the option for a thin-wall metal tip design. Our product breadth ensures the availability of a cannula to meet your specific needs.





DLP™ Single Stage Venous Cannulae with Right Angle Metal Tip

These pediatric and adult cannulae feature beveled metal, multiport tips, and kink-resistant wirewound bodies with a tip orientation line. This construction allows for high flow rates with minimal pressure differential.



14 in (35.6 cm) overall length

Connection site 1/4 in (0.64 cm)

67312	12 Fr (4.0 mm)
67314	14 Fr (4.7 mm)
67316	16 Fr (5.3 mm)
67318	18 Fr (6.0 mm)
67320	20 Fr (6.7 mm)

14 in (35.6 cm) overall length

Extended tip

Connection site 3/8 in (0.95 cm)

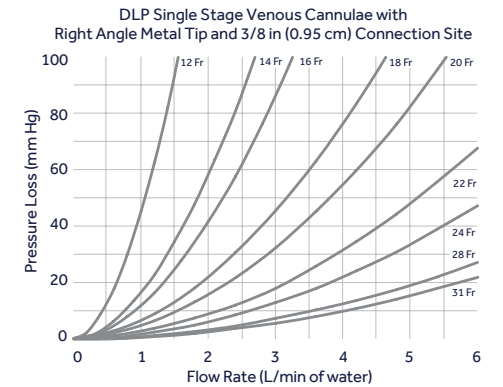
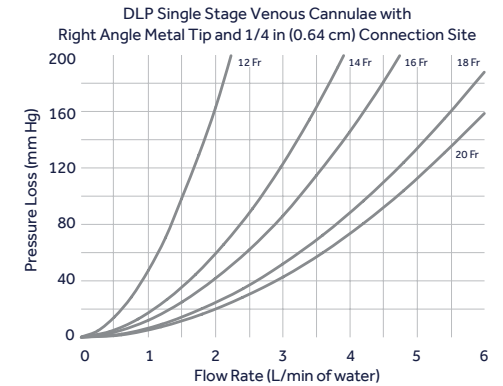
69428	28 Fr (9.3 mm)
69431	31 Fr (10.3 mm)

10 per carton

Connection site 3/8 in (0.95 cm)

69312	12 Fr (4.0 mm)
69314	14 Fr (4.7 mm)
69316	16 Fr (5.3 mm)
69318	18 Fr (6.0 mm)
69320	20 Fr (6.7 mm)
69322	22 Fr (7.3 mm)
69324	24 Fr (8.0 mm)
69328	28 Fr (9.3 mm)
69331	31 Fr (10.3 mm)

10 per carton



Important Safety Information

Care and caution should be taken to avoid damage to vessels and cardiac tissue during cannulation or other cardiac surgery procedures. For a listing of indications, contraindications, precautions, warnings, and potential adverse events, please refer to the Instructions for Use. Caution: Federal law (USA) restricts this device to sale by or on the order of a physician.

EXTRACORPOREAL CIRCUIT

ARTERIAL CANNULAE
FEMORAL CANNULAE
VENOUS CANNULAE

CARDIOPLEGIA CIRCUIT

SUCTION CIRCUIT AND SURGICAL ACCESSORIES

APPENDIX





DLP™ Single Stage Venous Cannulae

These pediatric and adult cannulae feature tapered, multiport tips and one-piece, kink-resistant wirewound bodies with depth markings.



12–16 in (30.5–40.6 cm) overall length

Connection site 1/4 in (0.64 cm)

66112	12 Fr (4.0 mm)
66114	14 Fr (4.7 mm)
66116	16 Fr (5.3 mm)

Connection site 1/4 in–3/8 in (0.64–0.95 cm)

66118	18 Fr (6.0 mm)
66120	20 Fr (6.7 mm)
66122	22 Fr (7.3 mm)
66124	24 Fr (8.0 mm)

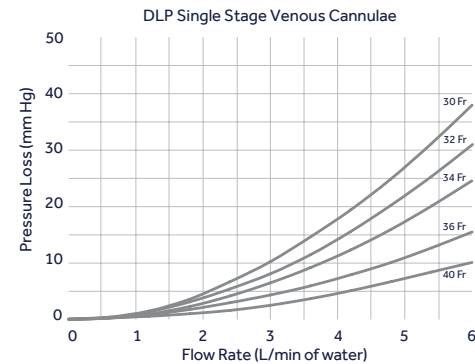
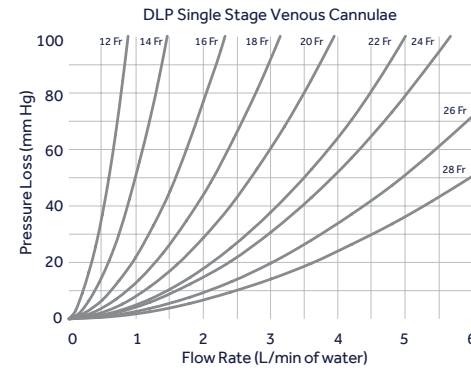
Connection site 3/8 in (0.95 cm)

66126	26 Fr (8.7 mm)
66128	28 Fr (9.3 mm)
66130	30 Fr (10.0 mm)
66132	32 Fr (10.7 mm)
66134	34 Fr (11.3 mm)
66236	36 Fr (12.0 mm)

Connection site 1/2 in (1.27 cm)

66136	36 Fr (12.0 mm)
66140	40 Fr (13.3 mm)

10 per carton



EXTRACORPOREAL CIRCUIT

ARTERIAL CANNULAE
FEMORAL CANNULAE
VENOUS CANNULAE

CARDIOPLEGIA CIRCUIT

SUCTION CIRCUIT AND SURGICAL ACCESSORIES

APPENDIX

Important Safety Information

Care and caution should be taken to avoid damage to vessels and cardiac tissue during cannulation or other cardiac surgery procedures. For a listing of indications, contraindications, precautions, warnings, and potential adverse events, please refer to the Instructions for Use. Caution: Federal law (USA) restricts this device to sale by or on the order of a physician.

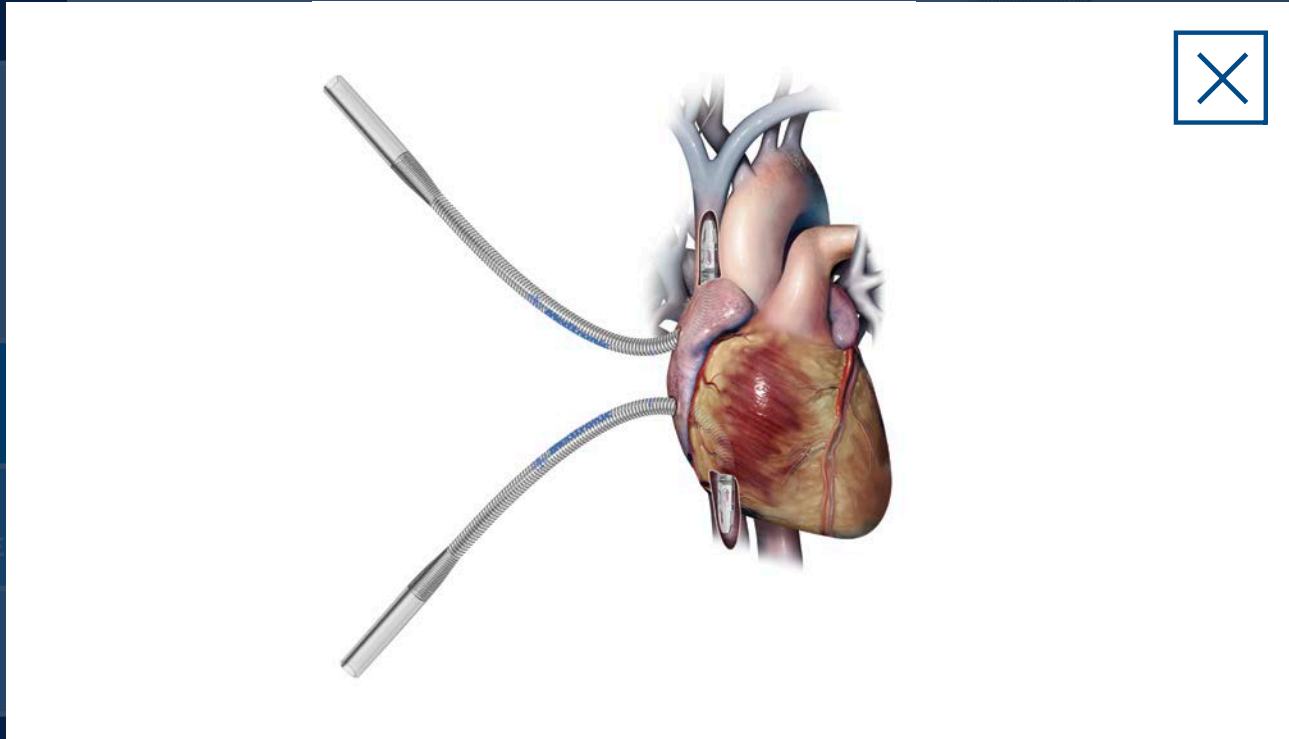

VIEW IMAGES





DLP™ Single Stage Venous Cannulae

These pediatric and adult cannulae feature tapered, multiport tips and one-piece, kink-resistant wirewound bodies with depth markings.



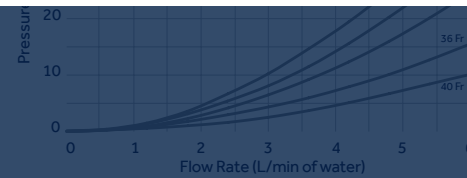
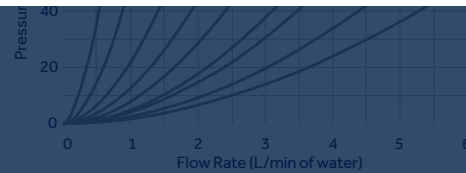
EXTRACORPOREAL CIRCUIT

- ARTERIAL CANNULAE
- FEMORAL CANNULAE
- VENOUS CANNULAE**

CARDIOPLEGIA CIRCUIT

SUCTION CIRCUIT AND SURGICAL ACCESSORIES

APPENDIX



Important Safety Information

Care and caution should be taken to avoid damage to vessels and cardiac tissue during cannulation or other cardiac surgery procedures. For a listing of indications, contraindications, precautions, warnings, and potential adverse events, please refer to the Instructions for Use. Caution: Federal law (USA) restricts this device to sale by or on the order of a physician.





DLP™ Right Angle Single Stage Venous Cannulae

These pediatric and adult cannulae feature tapered, multiport tips and one-piece, kink-resistant wirewound bodies with depth markings.



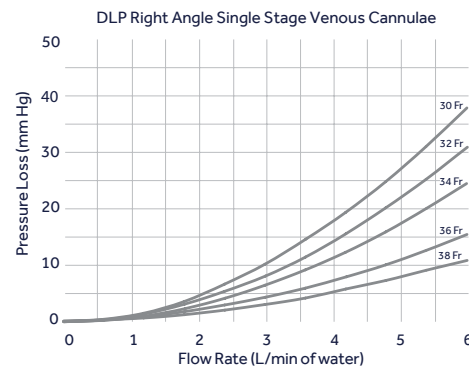
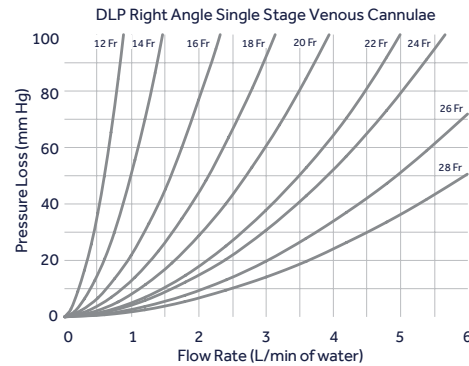
EXTRACORPOREAL CIRCUIT

ARTERIAL CANNULAE
FEMORAL CANNULAE
VENOUS CANNULAE

CARDIOPLEGIA CIRCUIT

SUCTION CIRCUIT AND SURGICAL ACCESSORIES

APPENDIX



12–15 in (30.5–38.1 cm) overall length

Connection site 1/4 in (0.64 cm)

67512	12 Fr (4.0 mm)
67514	14 Fr (4.7 mm)
67516	16 Fr (5.3 mm)

Connection site 1/4 in–3/8 in (0.64–0.95 cm)

67518	18 Fr (6.0 mm)
67520	20 Fr (6.7 mm)
67522	22 Fr (7.3 mm)
67524	24 Fr (8.0 mm)

Connection site 3/8 in (0.95 cm)

67526	26 Fr (8.7 mm)
67528	28 Fr (9.3 mm)
67530	30 Fr (10.0 mm)
67532	32 Fr (10.7 mm)
67534	34 Fr (11.3 mm)
67636	36 Fr (12.0 mm)
67638	38 Fr (12.7 mm)

10 per carton

Important Safety Information

Care and caution should be taken to avoid damage to vessels and cardiac tissue during cannulation or other cardiac surgery procedures. For a listing of indications, contraindications, precautions, warnings, and potential adverse events, please refer to the Instructions for Use. Caution: Federal law (USA) restricts this device to sale by or on the order of a physician.





EXTRACORPOREAL CIRCUIT

ARTERIAL CANNULAE
FEMORAL CANNULAE
VENOUS CANNULAE

CARDIOPLEGIA CIRCUIT

SUCTION CIRCUIT AND SURGICAL ACCESSORIES

APPENDIX



DLP™ Malleable Single Stage Venous Cannulae

These pediatric and adult cannulae feature multiport tips and malleable, one-piece, kink-resistant wirewound bodies with depth markings. This construction allows the surgeon to shape the cannulae. An integrated malleable wire outside the wirewinding optimizes the inner diameter (I.D.) for maximum flow performance.

12–15 in (30.5–38.1 cm) overall length

Connection site 1/4 in (0.64 cm)

68112	12 Fr (4.0 mm)
68114	14 Fr (4.7 mm)
68116	16 Fr (5.3 mm)

Connection site 1/4 in–3/8 in (0.64–0.95 cm)

68118	18 Fr (6.0 mm)
68120	20 Fr (6.7 mm)
68122	22 Fr (7.3 mm)
68124	24 Fr (8.0 mm)

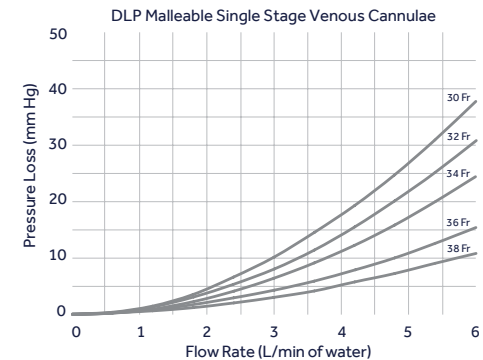
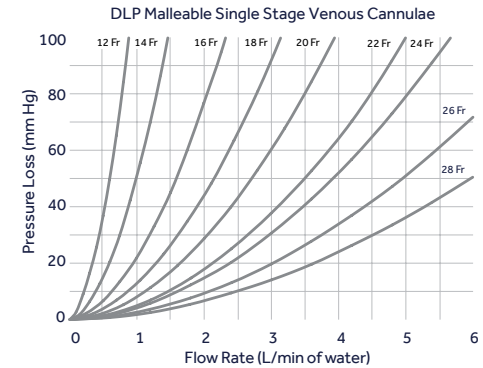
Connection site 3/8 in (0.95 cm)

68126	26 Fr (8.7 mm)
68128	28 Fr (9.3 mm)
68130	30 Fr (10.0 mm)
68132	32 Fr (10.7 mm)
68134	34 Fr (11.3 mm)

Connection site 1/2 in (1.27 cm)

68136	36 Fr (12.0 mm)
68138	38 Fr (12.7 mm)

10 per carton



[VIEW IMAGES](#)



Important Safety Information

Care and caution should be taken to avoid damage to vessels and cardiac tissue during cannulation or other cardiac surgery procedures. For a listing of indications, contraindications, precautions, warnings, and potential adverse events, please refer to the Instructions for Use. Caution: Federal law (USA) restricts this device to sale by or on the order of a physician.





DLP™ Malleable Single Stage Venous Cannulae

These pediatric and adult cannulae feature multiport tips and malleable, one-piece, kink-resistant wirewound bodies with depth markings. This construction allows the surgeon to shape the cannulae. An integrated malleable wire outside the wirewinding optimizes the inner diameter (I.D.) for maximum flow performance.

12–15 in (30.5–38.1 cm) overall length

Connection site 1/4 in (0.64 cm)

68112 12 Fr (4.0 mm)

DLP Malleable Single Stage Venous Cannulae
100 12 Fr 14 Fr 16 Fr 18 Fr 20 Fr 22 Fr 24 Fr

EXTRACORPOREAL CIRCUIT

- ARTERIAL CANNULAE
- FEMORAL CANNULAE
- VENOUS CANNULAE**

CARDIOPLEGIA CIRCUIT

SUCTION CIRCUIT AND SURGICAL ACCESSORIES

APPENDIX



68138 38 Fr (12.7 mm)

10 per carton

VIEW IMAGES

Important Safety Information

Care and caution should be taken to avoid damage to vessels and cardiac tissue during cannulation or other cardiac surgery procedures. For a listing of indications, contraindications, precautions, warnings, and potential adverse events, please refer to the Instructions for Use. Caution: Federal law (USA) restricts this device to sale by or on the order of a physician.



DLP™ Malleable Single Stage Venous Cannulae

These pediatric and adult cannulae feature multiport tips and malleable, one-piece, kink-resistant wirewound bodies with depth markings. This construction allows the surgeon to shape the cannulae. An integrated malleable wire outside the wirewinding optimizes the inner diameter (I.D.) for maximum flow performance.

12–15 in (30.5–38.1 cm) overall length

Connection site 1/4 in (0.64 cm)

68112 12 Fr (4.0 mm)

DLP Malleable Single Stage Venous Cannulae
100 12 Fr 14 Fr 16 Fr 18 Fr 20 Fr 22 Fr 24 Fr

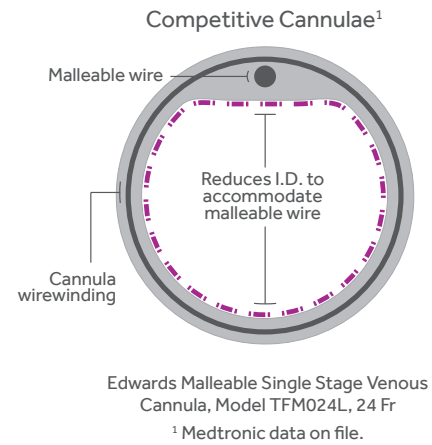
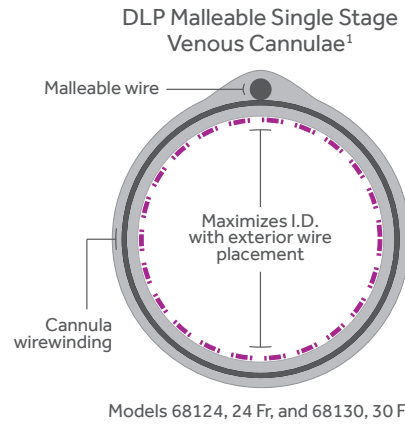
EXTRACORPOREAL CIRCUIT

ARTERIAL CANNULAE
FEMORAL CANNULAE
VENOUS CANNULAE

CARDIOPLEGIA CIRCUIT

SUCTION CIRCUIT AND SURGICAL ACCESSORIES

APPENDIX



68138 38 Fr (12.7 mm)

10 per carton

VIEW IMAGES

Important Safety Information

Care and caution should be taken to avoid damage to vessels and cardiac tissue during cannulation or other cardiac surgery procedures. For a listing of indications, contraindications, precautions, warnings, and potential adverse events, please refer to the Instructions for Use. Caution: Federal law (USA) restricts this device to sale by or on the order of a physician.



DLP™ Malleable Single Stage Venous Cannulae

These pediatric and adult cannulae feature multiport tips and malleable, one-piece, kink-resistant wirewound bodies with depth markings. This construction allows the surgeon to shape the cannulae. An integrated malleable wire outside the wirewinding optimizes the inner diameter (I.D.) for maximum flow performance.

12–15 in (30.5–38.1 cm) overall length

Connection site 1/4 in (0.64 cm)

68112 12 Fr (4.0 mm)

DLP Malleable Single Stage Venous Cannulae
100 12 Fr 14 Fr 16 Fr 18 Fr 20 Fr 22 Fr 24 Fr

EXTRACORPOREAL CIRCUIT

ARTERIAL CANNULAE
FEMORAL CANNULAE
VENOUS CANNULAE

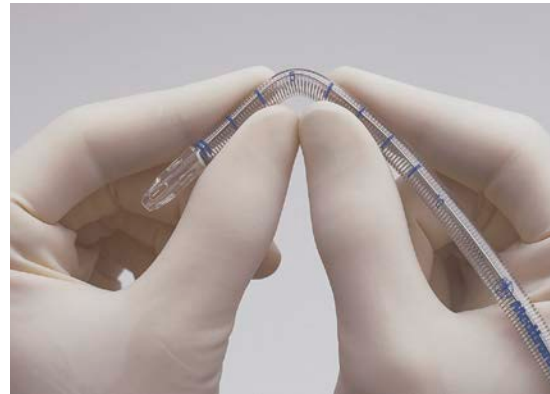
CARDIOPLEGIA CIRCUIT

SUCTION CIRCUIT AND
SURGICAL ACCESSORIES

APPENDIX



The malleable single stage venous cannulae allow the surgeon to manipulate the cannula shape into virtually any position.



68138 38 Fr (12.7 mm)

10 per carton

VIEW IMAGES



Important Safety Information

Care and caution should be taken to avoid damage to vessels and cardiac tissue during cannulation or other cardiac surgery procedures. For a listing of indications, contraindications, precautions, warnings, and potential adverse events, please refer to the Instructions for Use. Caution: Federal law (USA) restricts this device to sale by or on the order of a physician.





VC2™ Atrial Caval Venous Cannulae

These cannulae offer swirl tips with slotted atrial baskets and kink-resistant, wirewound bodies that feature depth markings. The oval body presents a lower profile in the surgical field.



15 in (38.1 cm) overall length

Wirewound body
Connection site 3/8 in (0.95 cm)

93438	34/38 Fr (11.3/12.7 mm)
-------	-------------------------

Wirewound body
Connection site 1/2 in (1.27 cm)

93448	34/48 Fr (11.3/16.0 mm)
-------	-------------------------

Wirewound body, non-vented
1/2 in (1.27 cm) connector

93438C	34/38 Fr (11.3/12.7 mm)
--------	-------------------------

93448C	34/48 Fr (11.3/16.0 mm)
--------	-------------------------

Oval wirewound body
Connection site 3/8 in (0.95 cm)

93463	34/38 Fr (11.3/12.7 mm)
-------	-------------------------

Oval wirewound body
Connection site 1/2 in (1.27 cm)

93464	34/48 Fr (11.3/16.0 mm)
-------	-------------------------

Oval wirewound body, non-vented
1/2 in (1.27 cm) connector

93463C	34/38 Fr (11.3/12.7 mm)
--------	-------------------------

93464C	34/48 Fr (11.3/16.0 mm)
--------	-------------------------

10 per carton

[VIEW IMAGES](#)



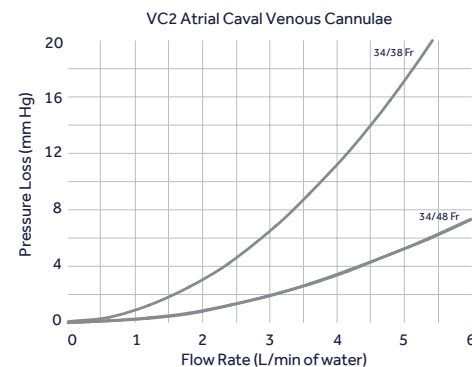
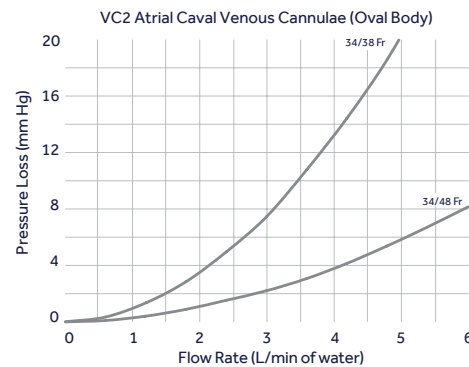
EXTRACORPOREAL CIRCUIT

ARTERIAL CANNULAE
FEMORAL CANNULAE
VENOUS CANNULAE

CARDIOPLEGIA CIRCUIT

SUCTION CIRCUIT AND SURGICAL ACCESSORIES

APPENDIX



Important Safety Information

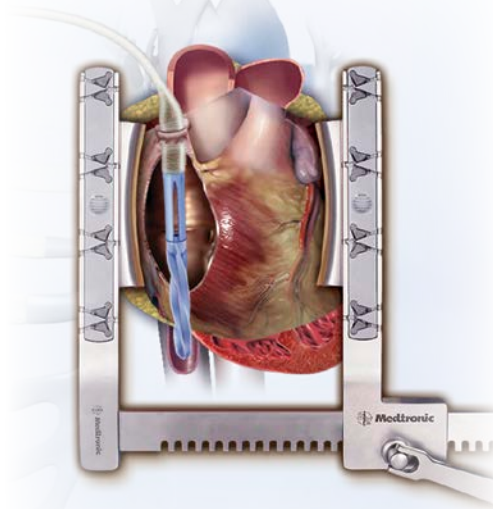
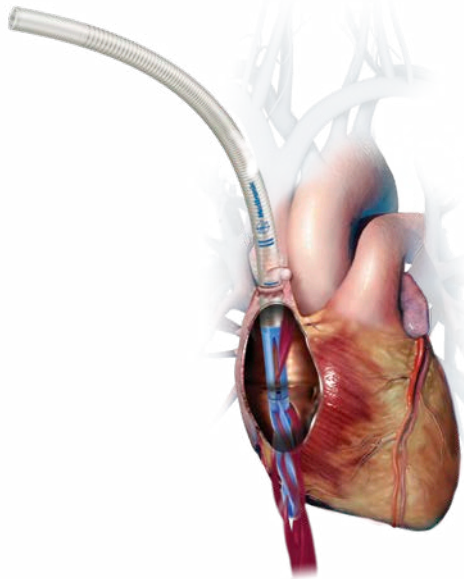

Care and caution should be taken to avoid damage to vessels and cardiac tissue during cannulation or other cardiac surgery procedures. For a listing of indications, contraindications, precautions, warnings, and potential adverse events, please refer to the Instructions for Use. Caution: Federal law (USA) restricts this device to sale by or on the order of a physician.





VC2™ Atrial Caval Venous Cannulae

These cannulae offer swirl tips with slotted atrial baskets and kink-resistant, wirewound bodies that feature depth markings. The oval body presents a lower profile in the surgical field.



IMAGES



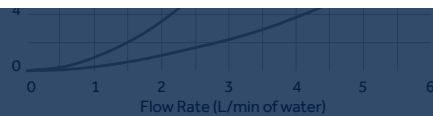
EXTRACORPOREAL CIRCUIT

ARTERIAL CANNULAE
FEMORAL CANNULAE
VENOUS CANNULAE

CARDIOPLEGIA CIRCUIT

SUCTION CIRCUIT AND
SURGICAL ACCESSORIES

APPENDIX



Oval wirewound body, non-vented
1/2 in (1.27 cm) connector

93463C 34/38 Fr (11.3/12.7 mm)

93464C 34/48 Fr (11.3/16.0 mm)

10 per carton

Important Safety Information

Care and caution should be taken to avoid damage to vessels and cardiac tissue during cannulation or other cardiac surgery procedures. For a listing of indications, contraindications, precautions, warnings, and potential adverse events, please refer to the Instructions for Use. Caution: Federal law (USA) restricts this device to sale by or on the order of a physician.





MC2™ Two Stage Venous Cannulae

These cannulae feature multiport tips with atrial baskets and kink-resistant, wirewound bodies with depth markings. The oval body presents a lower profile in the surgical field.



15 in (38.1 cm) overall length

Connection site 3/8 in (0.95 cm)

91228	28/36 Fr (9.3/12.0 mm)
-------	---------------------------

Connection site 1/2 in (1.27 cm)

91236	36/46 Fr (12.0/15.3 mm)
-------	----------------------------

91240	32/40 Fr (10.7/13.3 mm)
-------	----------------------------

91246	34/46 Fr (11.3/15.3 mm)
-------	----------------------------

91251	36/51 Fr (12.0/17.0 mm)
-------	----------------------------

Non-vented

1/2 in (1.27 cm) connector

91228C	28/36 Fr (9.3/12.0 mm)
--------	---------------------------

91236C	36/46 Fr (12.0/15.3 mm)
--------	----------------------------

91240C	32/40 Fr (10.7/13.3 mm)
--------	----------------------------

91246C	34/46 Fr (11.3/15.3 mm)
--------	----------------------------

91251C	36/51 Fr (12.0/17.0 mm)
--------	----------------------------

10 per carton

EXTRACORPOREAL CIRCUIT

ARTERIAL CANNULAE
FEMORAL CANNULAE
VENOUS CANNULAE

CARDIOPLEGIA CIRCUIT

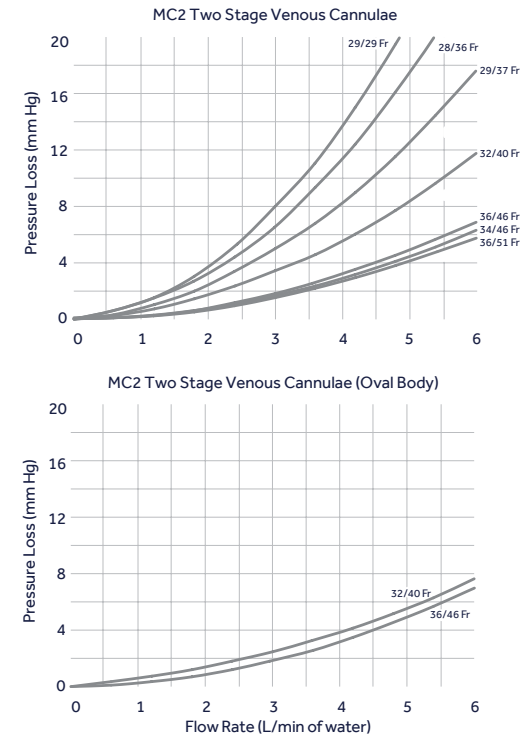
SUCTION CIRCUIT AND SURGICAL ACCESSORIES

APPENDIX

Continued on next page >

Important Safety Information

Care and caution should be taken to avoid damage to vessels and cardiac tissue during cannulation or other cardiac surgery procedures. For a listing of indications, contraindications, precautions, warnings, and potential adverse events, please refer to the Instructions for Use. Caution: Federal law (USA) restricts this device to sale by or on the order of a physician.





MC2™ Two Stage Venous Cannulae, cont'd.

These cannulae feature multiport tips with atrial baskets and kink-resistant, wirewound bodies with depth markings. The oval body presents a lower profile in the surgical field.



EXTRACORPOREAL CIRCUIT

ARTERIAL CANNULAE
FEMORAL CANNULAE
VENOUS CANNULAE

CARDIOPLEGIA CIRCUIT

SUCTION CIRCUIT AND SURGICAL ACCESSORIES

APPENDIX

15 in (38.1 cm) overall length

Reduced stage body

Connection site 1/2 in (1.27 cm)

91229	29/37 Fr (9.7/12.3 mm)
--------------	---------------------------

Non-vented

1/2 in (1.27 cm) connector

91229C	29/37 Fr (9.7/12.3 mm)
---------------	---------------------------

Thin-wall body

Connection site 3/8 in (0.95 cm)

91329	29/29 Fr (9.7/9.7 mm)
--------------	--------------------------

Non-vented

3/8 in (0.95 cm) connector

91329C	29/29 Fr (9.7/9.7 mm)
---------------	--------------------------

Oval body

Connection site 1/2 in (1.27 cm)

91263	32/40 Fr (10.7/13.3 mm)
--------------	----------------------------

91265	36/46 Fr (12.0/15.3 mm)
--------------	----------------------------

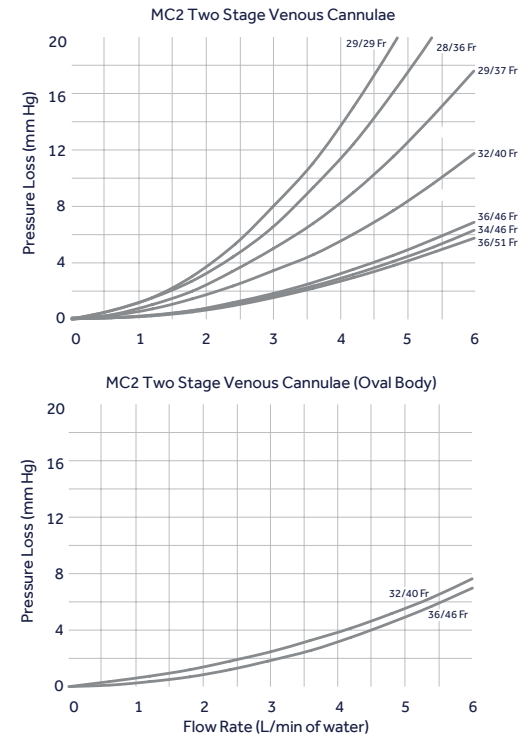
Oval body

Non-vented
1/2 in (1.27 cm) connector

91263C	32/40 Fr (10.7/13.3 mm)
---------------	----------------------------

91265C	36/46 Fr (12.0/15.3 mm)
---------------	----------------------------

10 per carton



Important Safety Information

Care and caution should be taken to avoid damage to vessels and cardiac tissue during cannulation or other cardiac surgery procedures. For a listing of indications, contraindications, precautions, warnings, and potential adverse events, please refer to the Instructions for Use. Caution: Federal law (USA) restricts this device to sale by or on the order of a physician.





MC2X™ Three Stage Venous Cannulae

These cannulae feature a thin-wall design that provides minimal pressure differential for use with vacuum or kinetically assisted venous drainage.



15 in (38.1 cm) overall length

Connection site 3/8 in (0.95 cm)

91429 | 29/29/29 Fr (9.7/9.7/9.7 mm)

Non-vented
3/8 in (0.95 cm) connector

91429C | 29/29/29 Fr (9.7/9.7/9.7 mm)

10 per carton

15.5 in (39 cm) overall length

Connection site 3/8 in (0.95 cm)

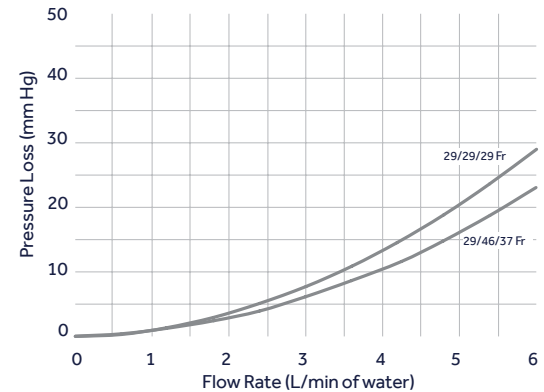
91437 | 29/46/37 Fr (9.7/15.3/12.3 mm)

Non-vented
3/8 in (0.95 cm) connector

91437C | 29/46/37 Fr (9.7/15.3/12.3 mm)

10 per carton

MC2X Three Stage Venous Cannulae



[VIEW IMAGES](#)



Important Safety Information

The introduction of air into the right heart may result in the immediate total loss of venous drainage to the extracorporeal circulation. Care and caution should be taken to avoid damage to vessels and cardiac tissue during cannulation or other cardiac surgery procedures. For a listing of indications, contraindications, precautions, warnings, and potential adverse events, please refer to the Instructions for Use. Caution: Federal law (USA) restricts this device to sale by or on the order of a physician.



EXTRACORPOREAL CIRCUIT

ARTERIAL CANNULAE
FEMORAL CANNULAE

VENOUS CANNULAE


CARDIOPLEGIA CIRCUIT

SUCTION CIRCUIT AND SURGICAL ACCESSORIES

APPENDIX

MC2X™ Three Stage Venous Cannulae

These cannulae feature a thin-wall design that provides minimal pressure differential for use with vacuum or kinetically assisted venous drainage.



Thinner Wall Design



MC2X
(29/29/29) Cannula

Competitive
29 Fr Cannula



MC2X 29/29/29
Cannula

Competitive 29 Fr
Cannula

MC2X has a 31% thinner wall for a larger inner diameter when compared to competitive cannula¹

Larger end hole of the MC2X allows for better flow opportunity²

^{1,2} Medtronic data on file.

Important Safety Information

The introduction of air into the right heart may result in the immediate total loss of venous drainage to the extracorporeal circulation. Care and caution should be taken to avoid damage to vessels and cardiac tissue during cannulation or other cardiac surgery procedures. For a listing of indications, contraindications, precautions, warnings, and potential adverse events, please refer to the Instructions for Use. Caution: Federal law (USA) restricts this device to sale by or on the order of a physician.

EXTRACORPOREAL
CIRCUIT

ARTERIAL CANNULAE
FEMORAL CANNULAE
VENOUS CANNULAE

CARDIOPLEGIA
CIRCUIT

SUCTION CIRCUIT AND
SURGICAL ACCESSORIES

APPENDIX

(9.7 mm)

(9.7 mm)

(12.3 mm)

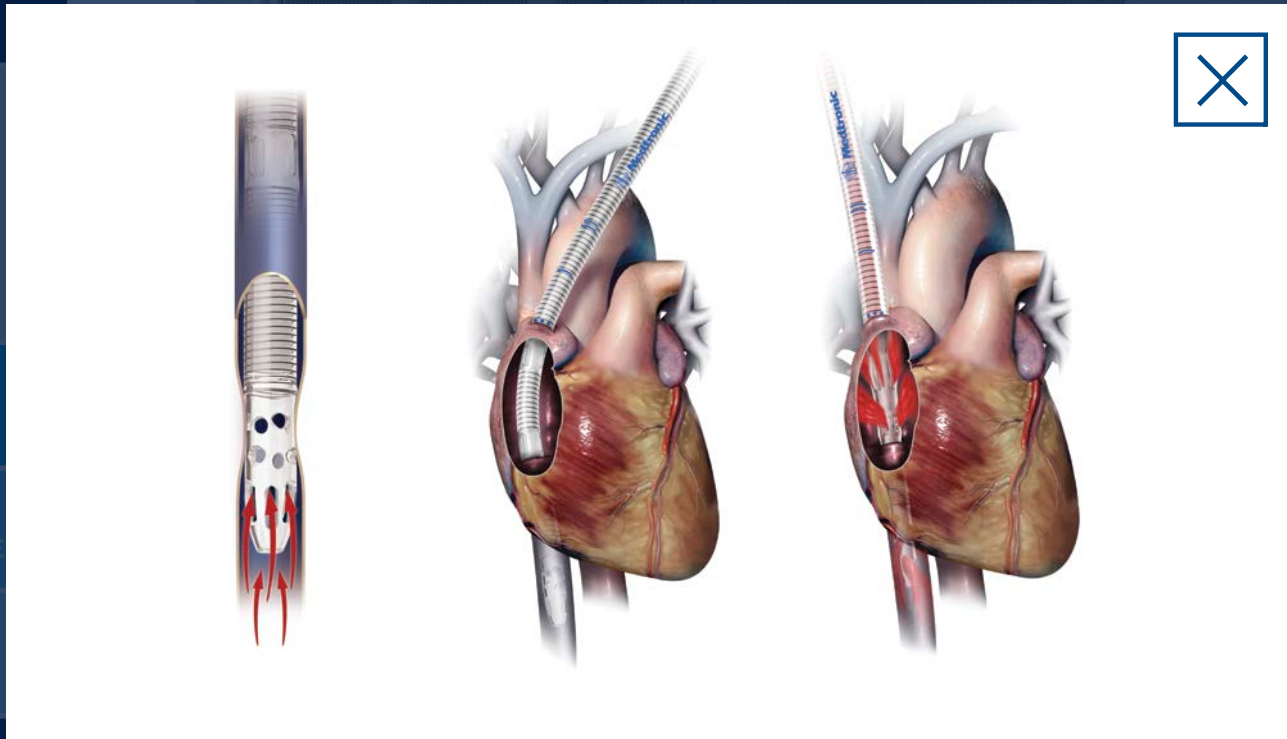

(12.3 mm)





MC2X™ Three Stage Venous Cannulae

These cannulae feature a thin-wall design that provides minimal pressure differential for use with vacuum or kinetically assisted venous drainage.



EXTRACORPOREAL CIRCUIT

ARTERIAL CANNULAE
FEMORAL CANNULAE
VENOUS CANNULAE



CARDIOPLEGIA CIRCUIT

SUCTION CIRCUIT AND
SURGICAL ACCESSORIES

APPENDIX

Important Safety Information

The introduction of air into the right heart may result in the immediate total loss of venous drainage to the extracorporeal circulation. Care and caution should be taken to avoid damage to vessels and cardiac tissue during cannulation or other cardiac surgery procedures. For a listing of indications, contraindications, precautions, warnings, and potential adverse events, please refer to the Instructions for Use. Caution: Federal law (USA) restricts this device to sale by or on the order of a physician.





CARDIOPLEGIA CIRCUIT

EXTRACORPOREAL
CIRCUIT

CARDIOPLEGIA
CIRCUIT

SUCTION CIRCUIT AND
SURGICAL ACCESSORIES

APPENDIX

ANTEGRADE
PERFUSION
CANNULAE



RETROGRADE
PERFUSION
CANNULAE



CARDIOPLEGIA
ADAPTERS





ANTEGRADE CANNULAE



**EXTRACORPOREAL
CIRCUIT**

**CARDIOPLEGIA
CIRCUIT**

**ANTEGRADE
PERFUSION CANNULAE**

RETROGRADE
PERFUSION CANNULAE
CARDIOPLEGIA ADAPTERS

**SUCTION CIRCUIT AND
SURGICAL ACCESSORIES**

APPENDIX



Antegrade cannulae are designed to deliver cardioplegia solution to the heart via the arteries in the normal direction of blood flow (antegrade perfusion). Aortic root cannulae are intended to either aspirate air from the aorta or infuse cardioplegia solution directly into the aortic root near the aortic valve. We offer adult and pediatric aortic root cannulae in varying lengths to accommodate various techniques and patient anatomies. Our product breadth ensures the availability of a cannula to meet your specific needs.





ANTEGRADE CANNULAE

MiAR™ >

DLP™ Dual Lumen Aortic Root with Vent Line >

DLP™ Aortic Root >

DLP™ Aortic Root with Vent Line >

DLP™ Cardioplegia Needles >

DLP™ Silicone Coronary Artery Ostial >

DLP™ Coronary Artery Ostial >

DLP™ High Flow Coronary Artery Ostial >

**EXTRACORPOREAL
CIRCUIT**

**CARDIOPLEGIA
CIRCUIT**

**ANTEGRADE
PERFUSION CANNULAE**

RETROGRADE
PERFUSION CANNULAE

CARDIOPLEGIA ADAPTERS

**SUCTION CIRCUIT AND
SURGICAL ACCESSORIES**

APPENDIX



Antegrade cannulae are designed to deliver cardioplegia solution to the heart via the arteries in the normal direction of blood flow (antegrade perfusion). Aortic root cannulae are intended to either aspirate air from the aorta or infuse cardioplegia solution directly into the aortic root near the aortic valve. We offer adult and pediatric aortic root cannulae in varying lengths to accommodate various techniques and patient anatomies. Our product breadth ensures the availability of a cannula to meet your specific needs.





MiAR™ Cannulae

These Minimally Invasive Aortic Root (MiAR) models feature a 12.25 in (31 cm) cannula body to allow access into the chest for small incision techniques. This length also allows positioning of the luer connection to the cardioplegia line out of the surgeon's way, outside the chest incision. Additionally, these MiAR models include the Flow-Guard™ feature to maintain hemostasis during removal of the needle from the cannula.



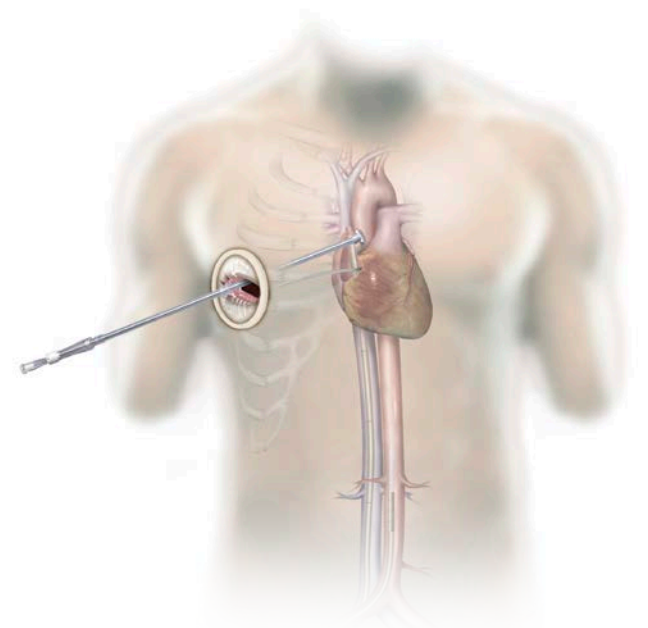
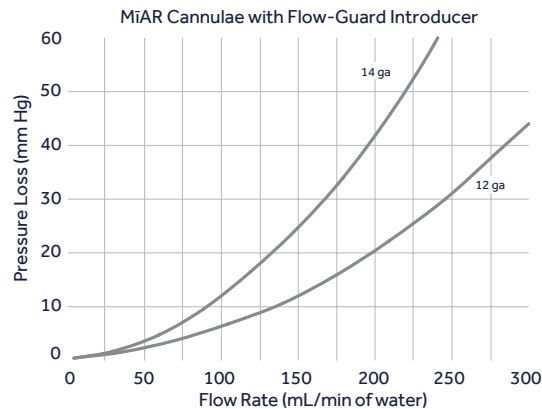
12.25 in (31 cm) overall length

Flanged standard tip and Flow-Guard introducer

11012L 12 ga (9 Fr)

11014L 14 ga (7 Fr)

10 per carton



EXTRACORPOREAL
CIRCUIT

CARDIOPLEGIA
CIRCUIT

ANTEGRADE
PERFUSION CANNULAE

RETROGRADE
PERFUSION CANNULAE

CARDIOPLEGIA ADAPTERS

SUCTION CIRCUIT AND
SURGICAL ACCESSORIES

APPENDIX

Important Safety Information

Care should be taken when inserting the needle to prevent perforation of the back wall of the aorta. Care and caution should be taken to avoid damage to vessels and cardiac tissue during cannulation or other cardiac surgery procedures. Additional care and caution may be necessary due to the unique adaptations required for minimally invasive techniques. For a listing of indications, contraindications, precautions, warnings, and potential adverse events, please refer to the Instructions for Use. Caution: Federal law (USA) restricts this device to sale by or on the order of a physician.





DLP™ Dual Lumen Aortic Root Cannulae with Vent Line

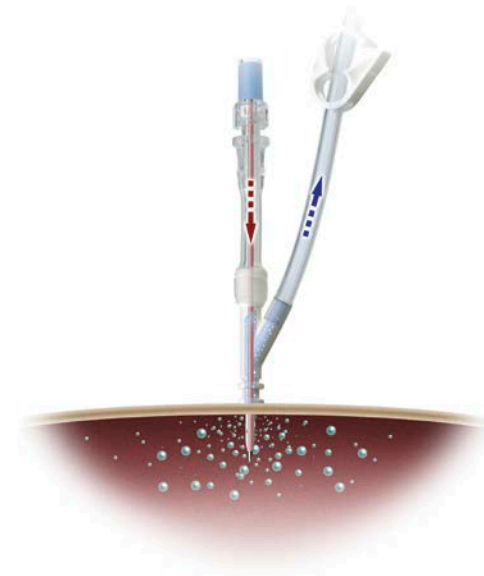
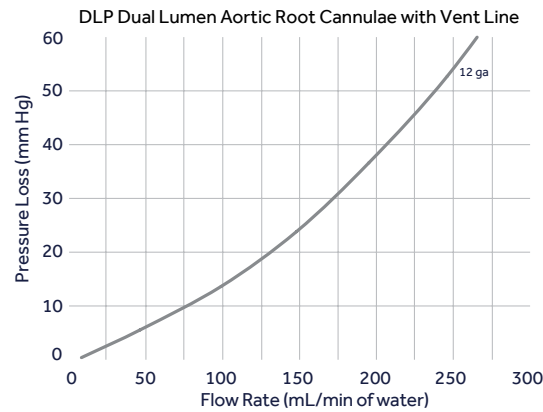

The dual lumen cannula features a tip attached to a clear body with a separate vent line. Additional features include left heart venting and simultaneous cardioplegia delivery and aspiration. Each cannula is supplied with a stainless steel introducer needle.

3.25 in (8.3 cm) overall length

Standard tip

30401	12 ga (9 Fr)
--------------	---------------------

10 per carton



Dual Lumen Aortic Root Application Detail

Important Safety Information

Care should be taken when inserting the needle to prevent perforation of the back wall of the aorta. Care and caution should be taken to avoid damage to vessels and cardiac tissue during cannulation or other cardiac surgery procedures. Additional care and caution may be necessary due to the unique adaptations required for minimally invasive techniques. For a listing of indications, contraindications, precautions, warnings, and potential adverse events, please refer to the Instructions for Use. Caution: Federal law (USA) restricts this device to sale by or on the order of a physician.

**EXTRACORPOREAL
CIRCUIT**

**CARDIOPLEGIA
CIRCUIT**

**ANTEGRADE
PERFUSION CANNULAE**

RETROGRADE
PERFUSION CANNULAE

CARDIOPLEGIA ADAPTERS

**SUCTION CIRCUIT AND
SURGICAL ACCESSORIES**

APPENDIX






DLP™ Aortic Root Cannulae

These pediatric and adult cannulae feature radiopaque tips attached to clear PVC bodies. Additional features available with these cannulae include aortic root pressure monitoring and left heart venting. All cannulae are supplied with a stainless steel introducer needle. All DLP Aortic Root Cannulae can be used to aspirate air emboli as well as administer cardioplegia.

Flow-Guard™ Introducer



2.5 in (6.4 cm) overall length

Flanged standard tip and standard introducer

10218	18 ga (4 Fr) white tip and clear flange
12218	18 ga (4 Fr) blue one-piece tip and flange

20 per carton

5.75 in (14.6 cm) overall length

Slotted long tip and standard introducer

10112	12 ga (9 Fr)
10114	14 ga (7 Fr)

20 per carton

5.5 in (14.0 cm) overall length

Flanged standard tip and standard introducer

10009	9 ga (11 Fr)
10012	12 ga (9 Fr)
10014	14 ga (7 Fr)
10016	16 ga (5 Fr)
10018	18 ga (4 Fr)

Flanged standard tip and Flow-Guard introducer

11012	12 ga (9 Fr)
11014	14 ga (7 Fr)

20 per carton



5.25 in (13.3 cm) overall length

Flanged pressure monitoring tip and standard introducer

23009	9 ga (11 Fr)
-------	--------------

20 per carton

Important Safety Information

Care should be taken when inserting the needle to prevent perforation of the back wall of the aorta. Care and caution should be taken to avoid damage to vessels and cardiac tissue during cannulation or other cardiac surgery procedures. Additional care and caution may be necessary due to the unique adaptations required for minimally invasive techniques. For a listing of indications, contraindications, precautions, warnings, and potential adverse events, please refer to the Instructions for Use. Caution: Federal law (USA) restricts this device to sale by or on the order of a physician.

Continued on next page >

EXTRACORPOREAL CIRCUIT

CARDIOPLEGIA CIRCUIT

ANTEGRADE PERFUSION CANNULAE

RETROGRADE PERFUSION CANNULAE

CARDIOPLEGIA ADAPTERS

SUCTION CIRCUIT AND SURGICAL ACCESSORIES

APPENDIX

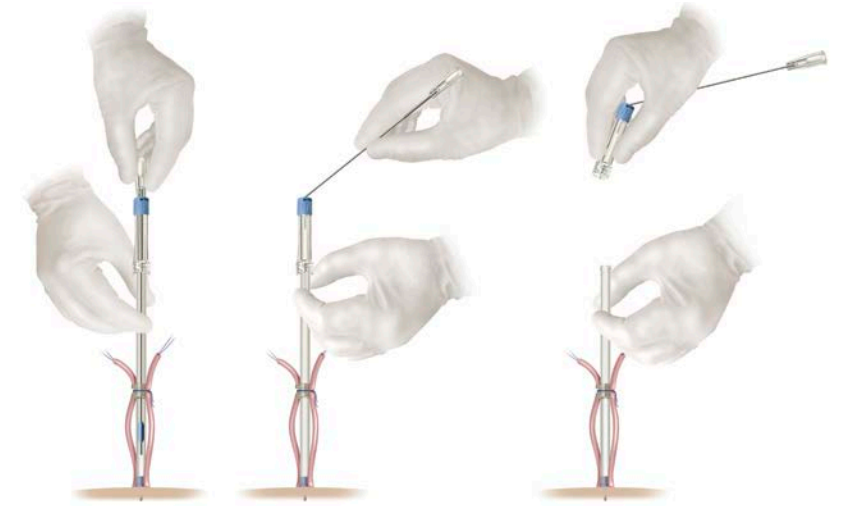
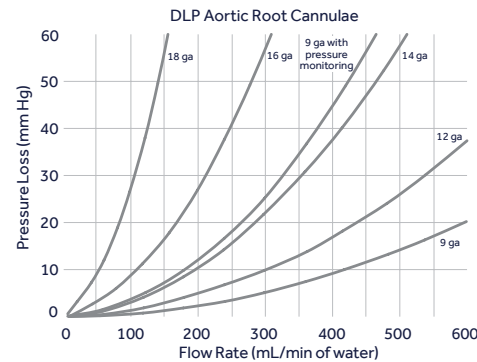
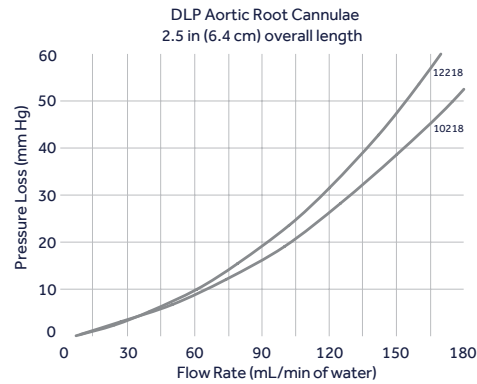





DLP™ Aortic Root Cannulae, cont'd.

These pediatric and adult cannulae feature radiopaque tips attached to clear PVC bodies. Additional features available with these cannulae include aortic root pressure monitoring and left heart venting. All cannulae are supplied with a stainless steel introducer needle. All DLP Aortic Root Cannulae can be used to aspirate air emboli as well as administer cardioplegia.

Flow-Guard™ Introducer



Flow-Guard Introducer Application Detail

Important Safety Information

Care should be taken when inserting the needle to prevent perforation of the back wall of the aorta. Care and caution should be taken to avoid damage to vessels and cardiac tissue during cannulation or other cardiac surgery procedures. Additional care and caution may be necessary due to the unique adaptations required for minimally invasive techniques. For a listing of indications, contraindications, precautions, warnings, and potential adverse events, please refer to the Instructions for Use. Caution: Federal law (USA) restricts this device to sale by or on the order of a physician.

EXTRACORPOREAL
CIRCUIT

CARDIOPLEGIA
CIRCUIT

ANTEGRADE
PERFUSION CANNULAE

RETROGRADE
PERFUSION CANNULAE

CARDIOPLEGIA ADAPTERS

SUCTION CIRCUIT AND
SURGICAL ACCESSORIES

APPENDIX





DLP™ Aortic Root Cannulae with Vent Line

These cannulae feature radiopaque tips attached to clear bodies with separate vent lines. Additional features available with these cannulae include aortic root pressure monitoring and left heart venting. All cannulae are supplied with a stainless steel introducer needle.



5.5 in (14.0 cm) overall length

Flanged standard tip and standard introducer

20009	9 ga (11 Fr)
20012	12 ga (9 Fr)
20012S	12 ga (9 Fr) with two clamps
20014	14 ga (7 Fr)
20014L	14 ga (7 Fr), 8 in (20.3 cm) vent line
20016	16 ga (5 Fr)

Flanged standard tip and Flow-Guard™ introducer

21012	12 ga (9 Fr)
21014	14 ga (7 Fr)

20 per carton



5.25 in (13.3 cm) overall length

Flanged pressure monitoring tip and standard introducer

24009	9 ga (11 Fr)
-------	--------------

20 per carton



5.75 in (14.6 cm) overall length

Slotted long tip and standard introducer

20112	12 ga (9 Fr)
20114	14 ga (7 Fr)

20 per carton

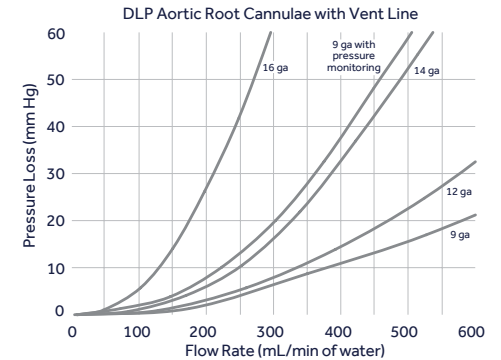


5.75 in (14.6 cm) overall length

Flanged long tip and standard introducer

20114WF	14 ga (7 Fr)
20114HWF	14 ga (7 Fr) with side holes

20 per carton



VIEW IMAGES



Important Safety Information

Care should be taken when inserting the needle to prevent perforation of the back wall of the aorta. Care and caution should be taken to avoid damage to vessels and cardiac tissue during cannulation or other cardiac surgery procedures. Additional care and caution may be necessary due to the unique adaptations required for minimally invasive techniques. For a listing of indications, contraindications, precautions, warnings, and potential adverse events, please refer to the Instructions for Use. Caution: Federal law (USA) restricts this device to sale by or on the order of a physician.



EXTRACORPOREAL
CIRCUIT

CARDIOPLEGIA
CIRCUIT

ANTEGRADE
PERFUSION CANNULAE

RETROGRADE
PERFUSION CANNULAE

CARDIOPLEGIA ADAPTERS

SUCTION CIRCUIT AND
SURGICAL ACCESSORIES

APPENDIX

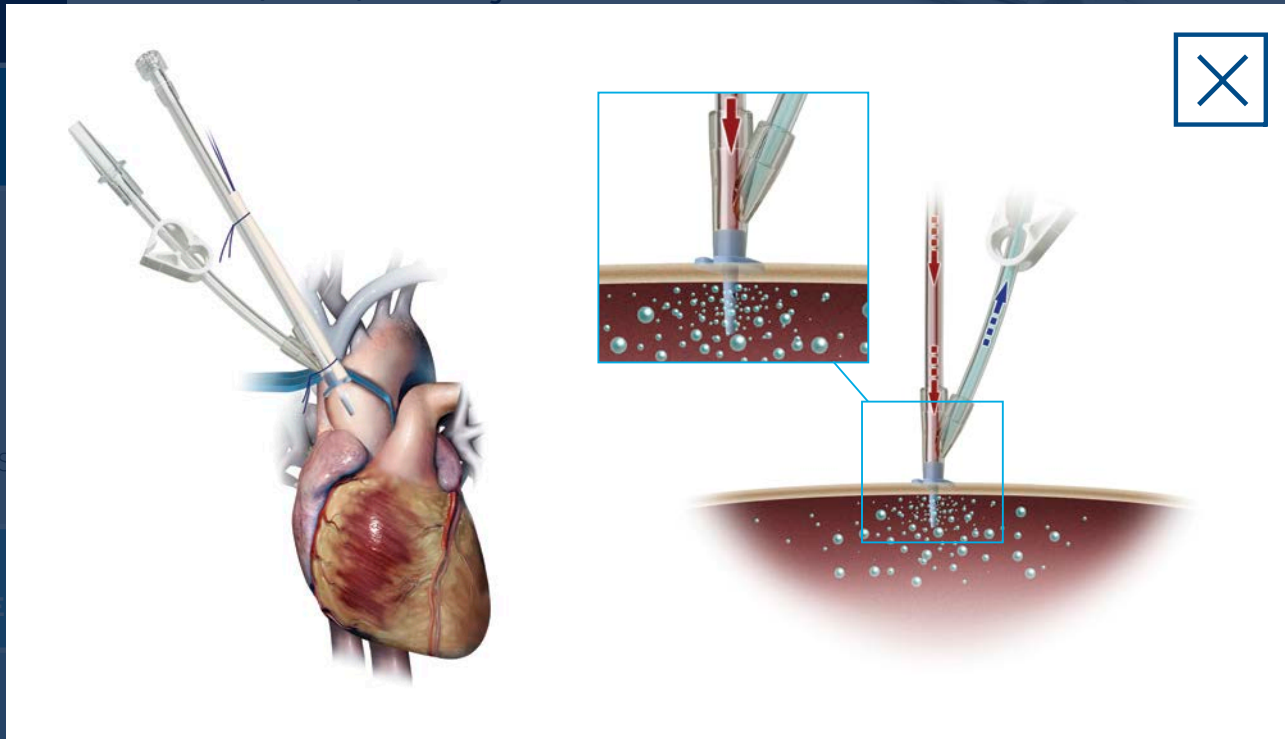


DLP™ Aortic Root Cannulae with Vent Line

These cannulae feature radiopaque tips attached to clear bodies with separate vent lines. Additional features available with these cannulae include aortic root pressure monitoring and left heart venting. All cannulae are supplied with a stainless steel introducer needle.



5.5 in (14.0 cm) overall length



EXTRACORPOREAL
CIRCUIT

CARDIOPLEGIA
CIRCUIT

ANTEGRADE
PERFUSION CANNULAE

RETROGRADE
PERFUSION CANNULAE

CARDIOPLEGIA ADAPTERS

SUCTION CIRCUIT AND
SURGICAL ACCESSORIES

APPENDIX

Flanged pressure monitoring tip
and standard introducer

24009 9 ga (11 Fr)

20 per carton

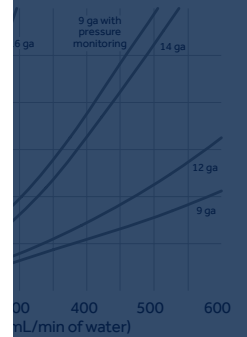
20114HWF 14 ga (7 Fr)
with side holes

20 per carton

Important Safety Information

Care should be taken when inserting the needle to prevent perforation of the back wall of the aorta. Care and caution should be taken to avoid damage to vessels and cardiac tissue during cannulation or other cardiac surgery procedures. Additional care and caution may be necessary due to the unique adaptations required for minimally invasive techniques. For a listing of indications, contraindications, precautions, warnings, and potential adverse events, please refer to the Instructions for Use. Caution: Federal law (USA) restricts this device to sale by or on the order of a physician.

Cannulae with Vent Line





DLP™ Cardioplegia Needles

These needles feature stainless steel tips with a plastic depth stop. These needles are attached to flexible tubing with drape clamp and female luer.



EXTRACORPOREAL CIRCUIT

CARDIOPLEGIA CIRCUIT

ANTEGRADE PERFUSION CANNULAE

RETROGRADE
PERFUSION CANNULAE

CARDIOPLEGIA ADAPTERS

SUCTION CIRCUIT AND SURGICAL ACCESSORIES

APPENDIX

Pediatric

6.5 in (16.5 cm) overall length

Tip length 1/4 in (0.64 cm)
with hub stop

11316	16 ga (5 Fr)
-------	--------------

20 per carton

Adult

10 in (25.4 cm) overall length

Tip length 5/8 in (1.59 cm)
with 4 side holes and flange stop

10313	13 ga (8 Fr)
-------	--------------

20 per carton

Important Safety Information

Care should be taken when inserting the needle to prevent perforation of the back wall of the aorta. Care and caution should be taken to avoid damage to vessels and cardiac tissue during cannulation or other cardiac surgery procedures. Additional care and caution may be necessary due to the unique adaptations required for minimally invasive techniques. For a listing of indications, contraindications, precautions, warnings, and potential adverse events, please refer to the Instructions for Use. Caution: Federal law (USA) restricts this device to sale by or on the order of a physician.





DLP™ Silicone Coronary Artery Ostial Cannulae

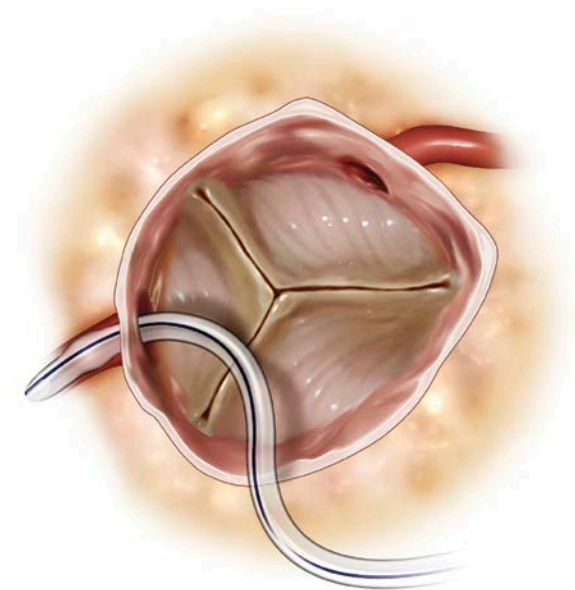
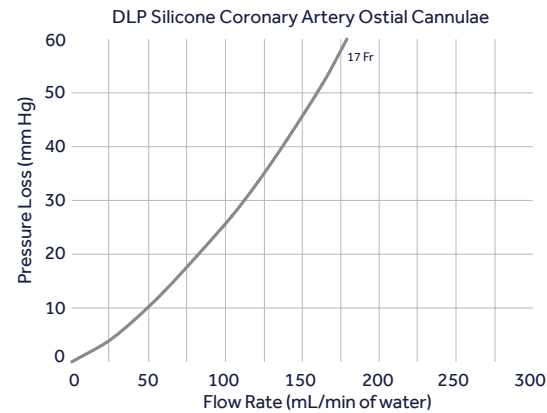
These cannulae feature silicone bodies with soft bulb-shaped tips. All cannulae have a female luer connection site.



10 in (25.4 cm) overall length

30315	15 Fr (5.0 mm) bulb
30317	17 Fr (5.7 mm) bulb
30320	20 Fr (6.7 mm) bulb

10 per carton



Intracoronary cardioplegia

Important Safety Information

Care should be taken when inserting the needle to prevent perforation of the back wall of the aorta. Care and caution should be taken to avoid damage to vessels and cardiac tissue during cannulation or other cardiac surgery procedures. Additional care and caution may be necessary due to the unique adaptations required for minimally invasive techniques. For a listing of indications, contraindications, precautions, warnings, and potential adverse events, please refer to the Instructions for Use. Caution: Federal law (USA) restricts this device to sale by or on the order of a physician.

EXTRACORPOREAL
CIRCUIT

CARDIOPLEGIA
CIRCUIT

ANTEGRADE
PERFUSION CANNULAE

RETROGRADE
PERFUSION CANNULAE
CARDIOPLEGIA ADAPTERS

SUCTION CIRCUIT AND
SURGICAL ACCESSORIES

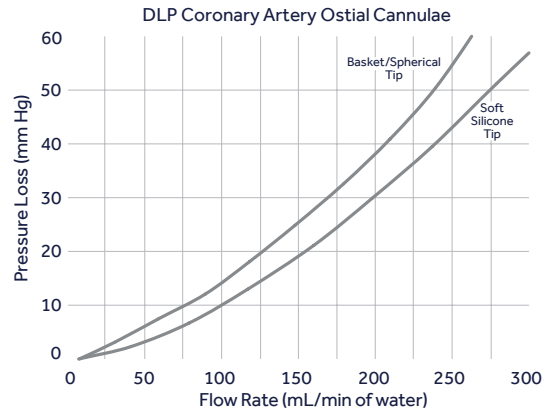
APPENDIX





DLP™ Coronary Artery Ostial Cannulae

These cannulae feature flanged, radiopaque basket tips or soft tips attached to malleable stainless steel shafts. All cannulae have a female luer connection site.



6 in (15.2 cm) overall length

Basket tip

30010 10 Fr (3.3 mm)

30012 12 Fr (4.0 mm)

30014 14 Fr (4.7 mm)

20 per carton



6 in (15.2 cm) overall length

Spherical tip

30011

20 per carton



6 in (15.2 cm) overall length

Soft, concave tip

30050

10 per carton



6 in (15.2 cm) overall length

Soft, convex tip

30055

10 per carton

VIEW IMAGES



Important Safety Information

Care should be taken when inserting the needle to prevent perforation of the back wall of the aorta. Care and caution should be taken to avoid damage to vessels and cardiac tissue during cannulation or other cardiac surgery procedures. Additional care and caution may be necessary due to the unique adaptations required for minimally invasive techniques. For a listing of indications, contraindications, precautions, warnings, and potential adverse events, please refer to the Instructions for Use. Caution: Federal law (USA) restricts this device to sale by or on the order of a physician.



EXTRACORPOREAL
CIRCUIT

CARDIOPLEGIA
CIRCUIT

ANTEGRADE
PERFUSION CANNULAE

RETROGRADE
PERFUSION CANNULAE

CARDIOPLEGIA ADAPTERS

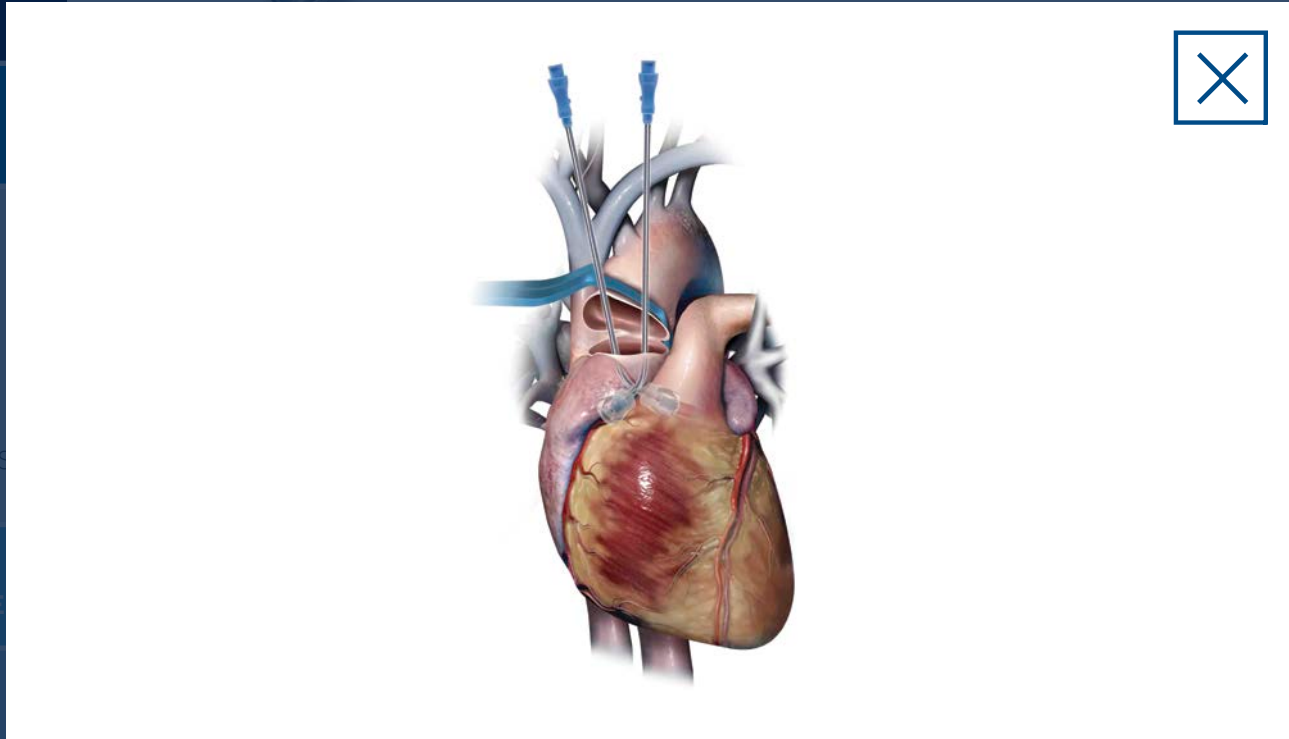

SUCTION CIRCUIT AND
SURGICAL ACCESSORIES

APPENDIX



DLP™ Coronary Artery Ostial Cannulae

These cannulae feature flanged, radiopaque basket tips or soft tips attached to malleable stainless steel shafts. All cannulae have a female luer connection site.



EXTRACORPOREAL
CIRCUIT

CARDIOPLEGIA
CIRCUIT

ANTEGRADE
PERFUSION CANNULAE

RETROGRADE
PERFUSION CANNULAE

CARDIOPLEGIA ADAPTERS

SUCTION CIRCUIT AND
SURGICAL ACCESSORIES

APPENDIX

(5.2 cm) overall length

Merical tip

011

per carton

(5.2 cm) overall length

ft, convex tip

30050

10 per carton

30055

10 per carton

Important Safety Information


Care should be taken when inserting the needle to prevent perforation of the back wall of the aorta. Care and caution should be taken to avoid damage to vessels and cardiac tissue during cannulation or other cardiac surgery procedures. Additional care and caution may be necessary due to the unique adaptations required for minimally invasive techniques. For a listing of indications, contraindications, precautions, warnings, and potential adverse events, please refer to the Instructions for Use. Caution: Federal law (USA) restricts this device to sale by or on the order of a physician.





DLP™ High Flow Coronary Artery Ostial Cannulae

These cannulae feature flanged, radiopaque basket tips or soft silicone tips attached to large-bore, malleable stainless steel shafts. All cannulae have a female luer connection site.



7.5 in (19.1 cm) overall length

90° angle basket tip

30110	10 Fr (3.3 mm)
30112	12 Fr (4.0 mm)
30114	14 Fr (4.7 mm)

10 per carton

7.5 in (19.1 cm) overall length

90° angle soft silicone tip

30155	10 Fr (3.3 mm)
-------	----------------

10 per carton



7.5 in (19.1 cm) overall length

45° angle basket tip

30212	12 Fr (4.0 mm)
-------	----------------

10 per carton

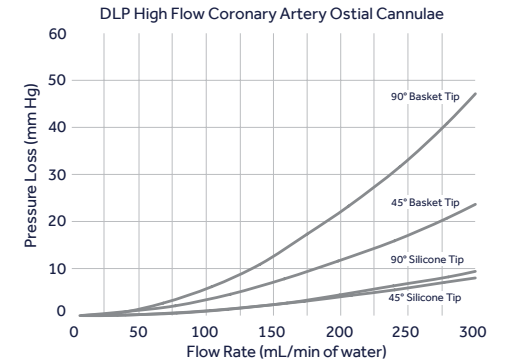


7.5 in (19.1 cm) overall length

45° angle soft silicone tip

30255	10 Fr (3.3 mm)
-------	----------------

10 per carton



[VIEW IMAGES](#)



Important Safety Information

Care should be taken when inserting the needle to prevent perforation of the back wall of the aorta. Care and caution should be taken to avoid damage to vessels and cardiac tissue during cannulation or other cardiac surgery procedures. Additional care and caution may be necessary due to the unique adaptations required for minimally invasive techniques. For a listing of indications, contraindications, precautions, warnings, and potential adverse events, please refer to the Instructions for Use. Caution: Federal law (USA) restricts this device to sale by or on the order of a physician.



EXTRACORPOREAL
CIRCUIT

CARDIOPLEGIA
CIRCUIT

ANTEGRADE
PERFUSION CANNULAE

RETROGRADE
PERFUSION CANNULAE

CARDIOPLEGIA ADAPTERS

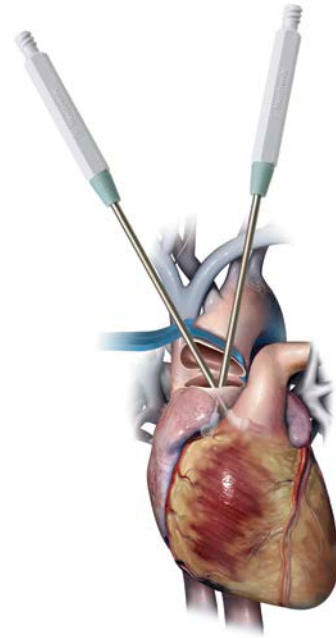
SUCTION CIRCUIT AND
SURGICAL ACCESSORIES

APPENDIX



DLP™ High Flow Coronary Artery Ostial Cannulae

These cannulae feature flanged, radiopaque basket tips or soft silicone tips attached to large-bore, malleable stainless steel shafts. All cannulae have a female luer connection site.



Ostial antegrade cardioplegia



EXTRACORPOREAL
CIRCUIT

CARDIOPLEGIA
CIRCUIT

ANTEGRADE
PERFUSION CANNULAE

RETROGRADE
PERFUSION CANNULAE

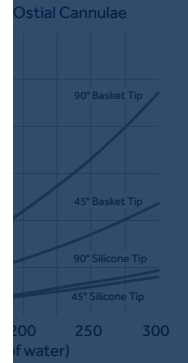
CARDIOPLEGIA ADAPTERS

SUCTION CIRCUIT AND
SURGICAL ACCESSORIES

APPENDIX

50212 1211 (4.0 mm)
10 per carton

50235 1011 (3.5 mm)
10 per carton



Important Safety Information

Care should be taken when inserting the needle to prevent perforation of the back wall of the aorta. Care and caution should be taken to avoid damage to vessels and cardiac tissue during cannulation or other cardiac surgery procedures. Additional care and caution may be necessary due to the unique adaptations required for minimally invasive techniques. For a listing of indications, contraindications, precautions, warnings, and potential adverse events, please refer to the Instructions for Use. Caution: Federal law (USA) restricts this device to sale by or on the order of a physician.





RETROGRADE CANNULAE

EXTRACORPOREAL CIRCUIT

CARDIOPLEGIA CIRCUIT

ANTEGRADE
PERFUSION CANNULAE

RETROGRADE PERFUSION CANNULAE

CARDIOPLEGIA ADAPTERS

SUCTION CIRCUIT AND SURGICAL ACCESSORIES

APPENDIX



Retrograde cannulae are designed to deliver cardioplegia solution to the heart via the coronary sinus in the reverse direction of normal blood flow (retrograde perfusion). We offer the retrograde cannulae in pediatric and adult sizes. The pediatric cannulae are offered with silicone bodies, with or without a guidewire stylet, and a manual-inflate cuff. Adult models are offered with a silicone or PVC body, a solid or guidewire stylet with a variety of handle options, and an auto- or manual-inflate cuff. Silicone bodies ensure product malleability under cold cardioplegia temperatures. The purpose of the cuff is to occlude the opening of the coronary sinus, forcing cardioplegia flow to the coronary vessel bed of the heart. Manual-inflate models require the clinician to inflate the cuff prior to delivering cardioplegia. Our product breadth ensures the availability of a cannula to meet your specific needs.





RETROGRADE CANNULAE

Gundry™ Silicone with Manual-inflate Cuff >

DLP™ Silicone with Manual-inflate Cuff >

DLP™ Silicone with Auto-inflate Cuff >

DLP™ PVC with Auto-inflate Cuff >

EXTRACORPOREAL CIRCUIT

CARDIOPLEGIA CIRCUIT

ANTEGRADE
PERFUSION CANNULAE

RETROGRADE PERFUSION CANNULAE

CARDIOPLEGIA ADAPTERS

SUCTION CIRCUIT AND SURGICAL ACCESSORIES

APPENDIX

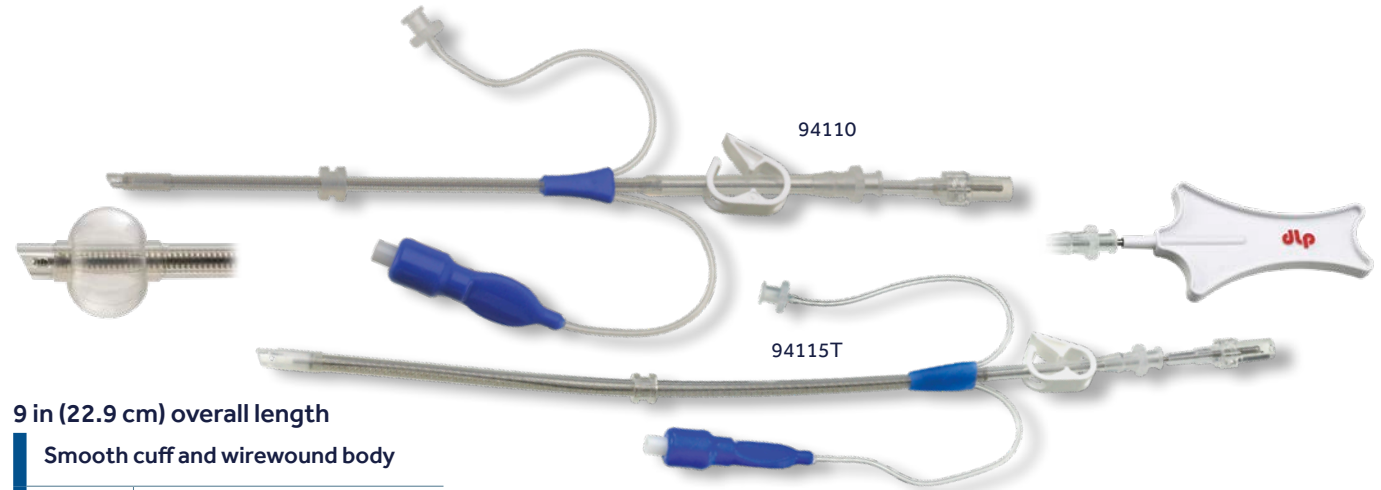
Retrograde cannulae are designed to deliver cardioplegia solution to the heart via the coronary sinus in the reverse direction of normal blood flow (retrograde perfusion). We offer the retrograde cannulae in pediatric and adult sizes. The pediatric cannulae are offered with silicone bodies, with or without a guidewire stylet, and a manual-inflate cuff. Adult models are offered with a silicone or PVC body, a solid or guidewire stylet with a variety of handle options, and an auto- or manual-inflate cuff. Silicone bodies ensure product malleability under cold cardioplegia temperatures. The purpose of the cuff is to occlude the opening of the coronary sinus, forcing cardioplegia flow to the coronary vessel bed of the heart. Manual-inflate models require the clinician to inflate the cuff prior to delivering cardioplegia. Our product breadth ensures the availability of a cannula to meet your specific needs.





Gundry™ Silicone RCSP Cannulae with Manual-inflate Cuff

These pediatric and adult cannulae feature silicone bodies and manual-inflate cuffs with pressure monitoring lines. All cannulae have a guidewire stylet and either a male luer handle or a Tru-Touch™ handle. All cannulae come with a syringe for cuff inflation.



9 in (22.9 cm) overall length

Smooth cuff and wirewound body

94110	10 Fr (3.3 mm) guidewire stylet
-------	---------------------------------

4 per carton

12.5 in (31.8 cm) overall length

Smooth cuff, wirewound body, and integral stopcock

94113T	13 Fr (4.3 mm) guidewire stylet
--------	---------------------------------

10 per carton

94615	15 Fr (5.0 mm) guidewire stylet
-------	---------------------------------

4 per carton

94715	15 Fr (5.0 mm) guidewire stylet with Tru-Touch handle
-------	-------------------------------------------------------

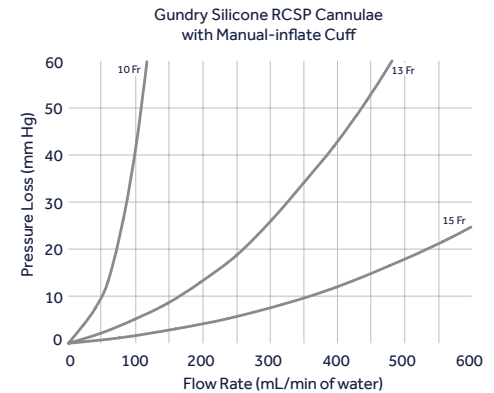
10 per carton

12.5 in (31.8 cm) overall length

Smooth cuff and wirewound body

94115T	15 Fr (5.0 mm) guidewire stylet
--------	---------------------------------

10 per carton



Important Safety Information

Extreme caution should be exercised while introducing the cannula into the coronary sinus. Do not force the cannula into the coronary sinus as this may cause vessel damage. Do not overinflate the balloon. For a listing of indications, contraindications, precautions, warnings, and potential adverse events, please refer to the Instructions for Use. Caution: Federal law (USA) restricts this device to sale by or on the order of a physician.

EXTRACORPOREAL CIRCUIT

CARDIOPLEGIA CIRCUIT

ANTEGRADE PERFUSION CANNULAE

RETROGRADE PERFUSION CANNULAE

CARDIOPLEGIA ADAPTERS

SUCTION CIRCUIT AND SURGICAL ACCESSORIES

APPENDIX





DLP™ Silicone RCSP Cannulae with Manual-inflate Cuff

These pediatric and adult cannulae feature silicone bodies and manual-inflate cuffs with pressure monitoring lines. All cannulae come with a smooth cuff and a syringe for cuff inflation.

9 in (22.9 cm) overall length

Smooth cuff and wirewound body

94010	10 Fr (3.3 mm) no stylet
-------	--------------------------

4 per carton

9.5 in (24.1 cm) overall length

Smooth cuff, non-wirewound body, and integral stopcock

94006	6 Fr (2.0 mm) no stylet
-------	-------------------------

94106	6 Fr (2.0 mm) guidewire stylet
-------	--------------------------------

4 per carton

12.5 in (31.8 cm) overall length

Smooth cuff and wirewound body

94215T	15 Fr (5.0 mm) solid stylet
--------	-----------------------------

10 per carton

12.5 in (31.8 cm) overall length

Smooth cuff, wirewound body, and integral stopcock

94725	15 Fr (5.0 mm) solid stylet with Tru-Touch™ handle
-------	----------------------------------------------------

10 per carton

Important Safety Information

Extreme caution should be exercised while introducing the cannula into the coronary sinus. Do not force the cannula into the coronary sinus as this may cause vessel damage. Do not overinflate the balloon. For a listing of indications, contraindications, precautions, warnings, and potential adverse events, please refer to the Instructions for Use. Caution: Federal law (USA) restricts this device to sale by or on the order of a physician.

EXTRACORPOREAL CIRCUIT

CARDIOPLEGIA CIRCUIT

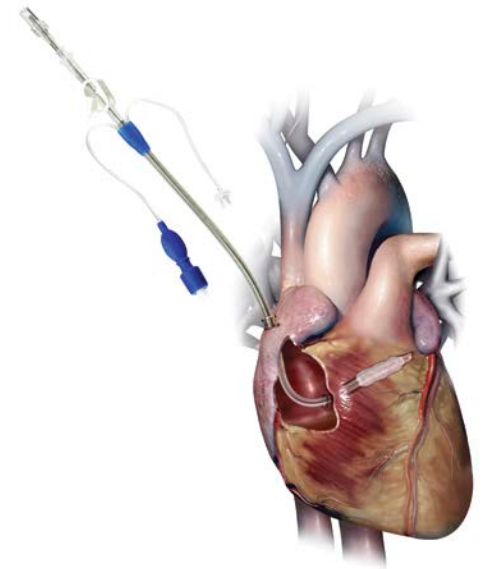
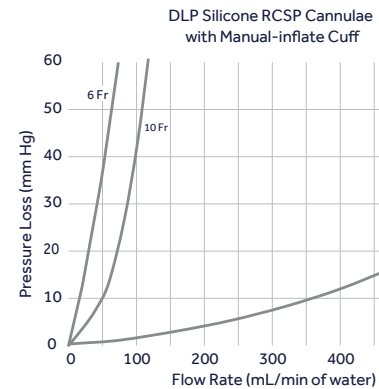
ANTEGRADE PERFUSION CANNULAE

RETROGRADE PERFUSION CANNULAE

CARDIOPLEGIA ADAPTERS

SUCTION CIRCUIT AND SURGICAL ACCESSORIES

APPENDIX





DLP™ Silicone RCSP Cannulae with Manual-inflate Cuff

These pediatric and adult cannulae feature silicone bodies and manual-inflate cuffs with pressure monitoring lines. A variety of cuffs and stylets are available. All cannulae come with a syringe for cuff inflation.

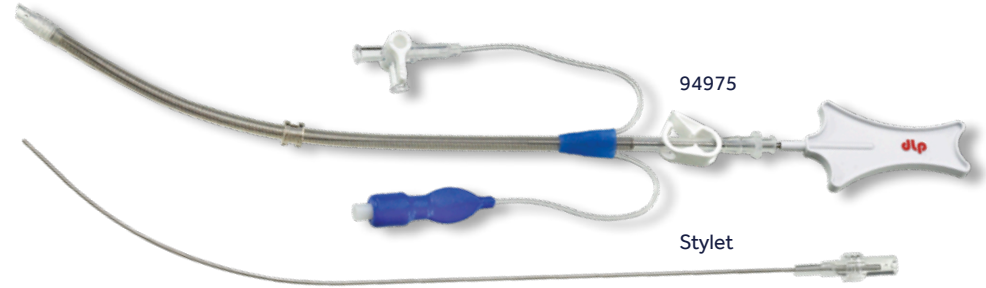


12.5 in (31.8 cm) overall length

Elongated cuff, wirewound body, and integral stopcock

94625	15 Fr (5.0 mm) solid stylet
94665	15 Fr (5.0 mm) guidewire stylet

10 per carton



12.5 in (31.8 cm) overall length

Ridged cuff, wirewound body, and integral stopcock

94913	13 Fr (4.3 mm) guidewire stylet
94913L	13 Fr (4.3 mm) guidewire stylet and 6 in (15.2 cm) pressure monitoring and inflation line
94915	15 Fr (5.0 mm) guidewire stylet
94965	15 Fr (5.0 mm) guidewire stylet with Tru-Touch™ handle
94975	15 Fr (5.0 mm) solid stylet with Tru-Touch handle

10 per carton

EXTRACORPOREAL CIRCUIT

CARDIOPLEGIA CIRCUIT

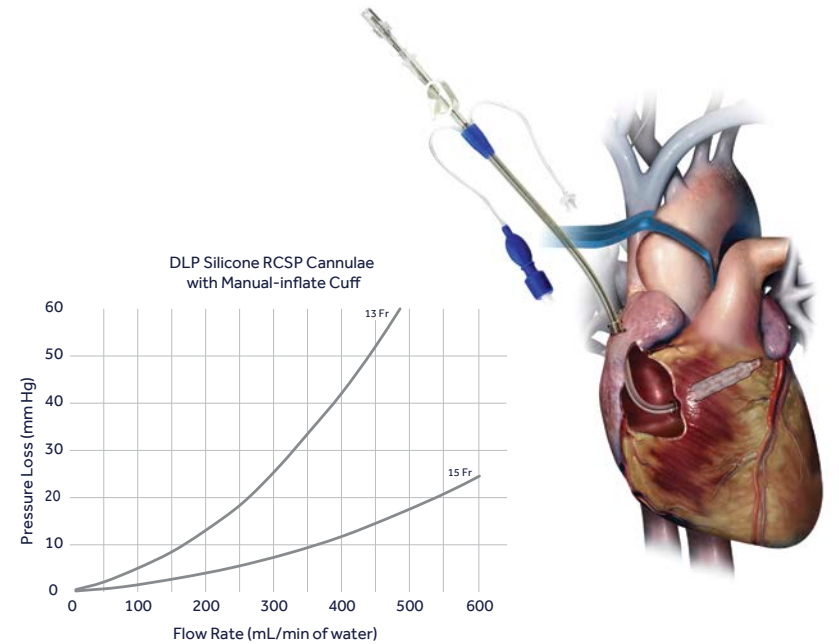
ANTEGRADE PERFUSION CANNULAE

RETROGRADE PERFUSION CANNULAE

CARDIOPLEGIA ADAPTERS

SUCTION CIRCUIT AND SURGICAL ACCESSORIES

APPENDIX



Important Safety Information

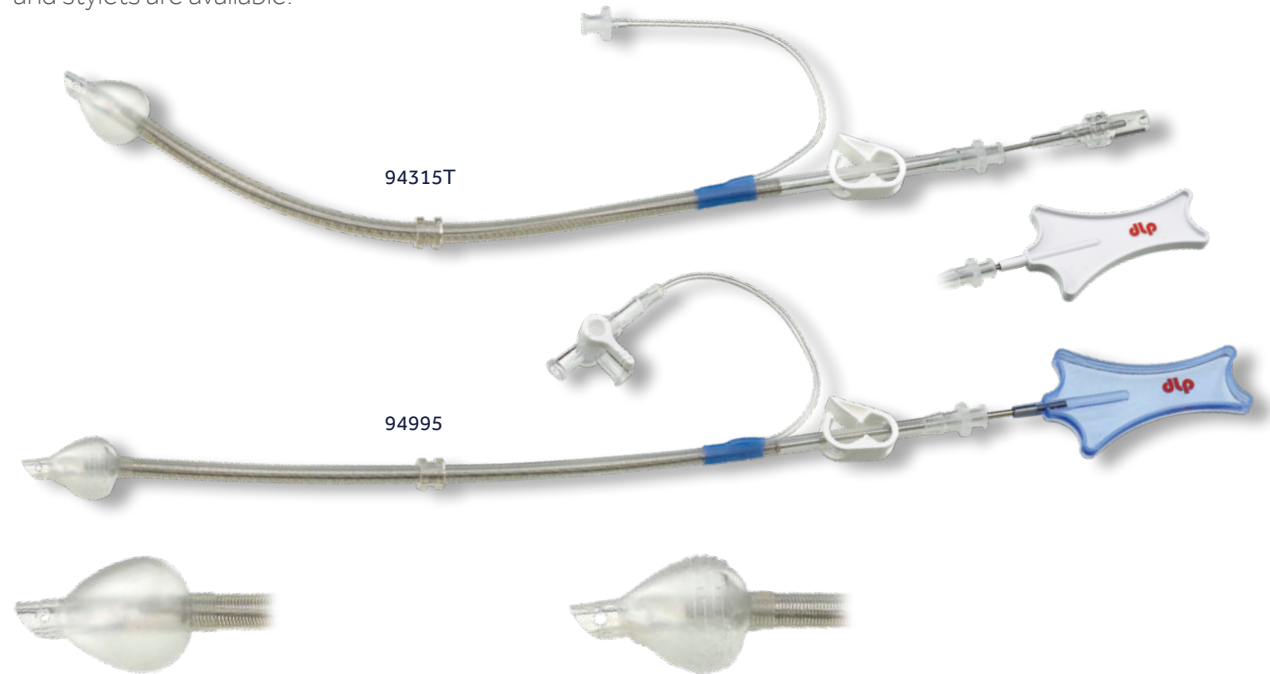
Additional care and caution may be necessary due to the unique adaptations required for minimally invasive techniques. Due to limitations of direct visualization during minimally invasive techniques, echocardiographic or fluoroscopic imaging is recommended. Care and caution should be taken to avoid damage to vessels and cardiac tissue during cannulation or other cardiac surgery procedures.





DLP™ Silicone RCSP Cannulae with Auto-inflate Cuff

These cannulae feature silicone bodies and auto-inflate cuffs with pressure monitoring lines. A variety of cuffs and stylets are available.



12.5 in (31.8 cm) overall length

Smooth preformed cuff and wirewound body

94315T	15 Fr (5.0 mm) solid stylet
94415T	15 Fr (5.0 mm) guidewire stylet
94735	15 Fr (5.0 mm) solid stylet with Tru-Touch™ handle
94745	15 Fr (5.0 mm) guidewire stylet with Tru-Touch handle

10 per carton

12.5 in (31.8 cm) overall length

Ridged preformed cuff, wirewound body, and integral stopcock

94995	15 Fr (5.0 mm) guidewire stylet with Tru-Touch handle
-------	-------------------------------------------------------

10 per carton

EXTRACORPOREAL CIRCUIT

CARDIOPLEGIA CIRCUIT

ANTEGRADE PERFUSION CANNULAE

RETROGRADE PERFUSION CANNULAE

CARDIOPLEGIA ADAPTERS

SUCTION CIRCUIT AND SURGICAL ACCESSORIES

APPENDIX

Important Safety Information

Additional care and caution may be necessary due to the unique adaptations required for minimally invasive techniques. Due to limitations of direct visualization during minimally invasive techniques, echocardiographic or fluoroscopic imaging is recommended. For a listing of indications, contraindications, precautions, warnings, and potential adverse events, please refer to the Instructions for Use. Caution: Federal law (USA) restricts this device to sale by or on the order of a physician.

Continued on next page >





DLP™ Silicone RCSP Cannulae with Auto-inflate Cuff, cont'd.

These cannulae feature silicone bodies and auto-inflate cuffs with pressure monitoring lines. A variety of cuffs and stylets are available.



EXTRACORPOREAL CIRCUIT

CARDIOPLEGIA CIRCUIT

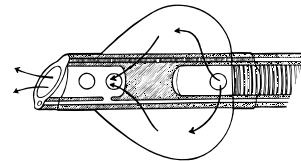
ANTEGRADE
PERFUSION CANNULAE

RETROGRADE PERFUSION CANNULAE

CARDIOPLEGIA ADAPTERS

SUCTION CIRCUIT AND SURGICAL ACCESSORIES

APPENDIX

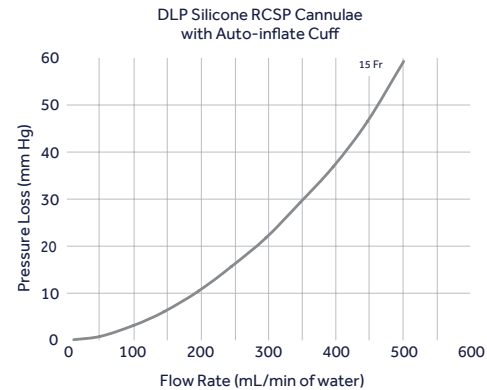


Silicone Auto-inflate Cuff Flow Detail

Silicone auto-inflating cuffs offer the convenience of cuff inflation without the need for a syringe. Their unique flow-through design allows cardioplegia to circulate through the cuff before exiting the cannula tip. These cuffs also feature a dual pressure monitoring system, which normally provides intra-sinus pressure monitoring through the port in the tip. However, should the tip inadvertently become occluded, the second port will monitor intra-cuff pressure. This feature greatly reduces the potential for coronary sinus damage due to overinflation.

Important Safety Information

Additional care and caution may be necessary due to the unique adaptations required for minimally invasive techniques. Due to limitations of direct visualization during minimally invasive techniques, echocardiographic or fluoroscopic imaging is recommended. For a listing of indications, contraindications, precautions, warnings, and potential adverse events, please refer to the Instructions for Use. Caution: Federal law (USA) restricts this device to sale by or on the order of a physician.



[VIEW IMAGES](#)





DLP™ Silicone RCSP Cannulae with Auto-inflate Cuff, cont'd.

These cannulae feature silicone bodies and auto-inflate cuffs with pressure monitoring lines. A variety of cuffs and stylets are available.

94315T

EXTRACORPOREAL CIRCUIT

CARDIOPLEGIA CIRCUIT

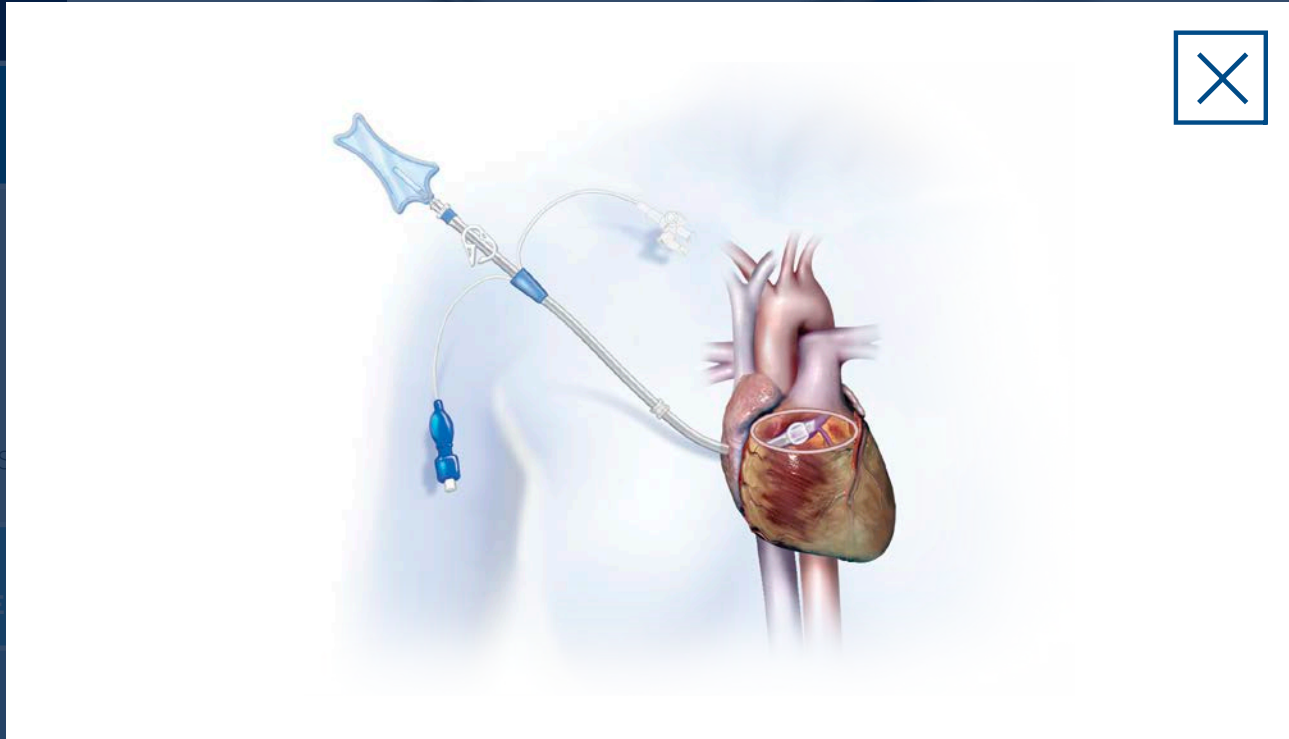
ANTEGRADE
PERFUSION CANNULAE

RETROGRADE PERFUSION CANNULAE

CARDIOPLEGIA ADAPTERS

SUCTION CIRCUIT AND SURGICAL ACCESSORIES

APPENDIX



monitoring system, which normally provides intra-sinus pressure monitoring through the port in the tip. However, should the tip inadvertently become occluded, the second port will monitor intra-cuff pressure. This feature greatly reduces the potential for coronary sinus damage due to overinflation.

Important Safety Information

Additional care and caution may be necessary due to the unique adaptations required for minimally invasive techniques. Due to limitations of direct visualization during minimally invasive techniques, echocardiographic or fluoroscopic imaging is recommended. For a listing of indications, contraindications, precautions, warnings, and potential adverse events, please refer to the Instructions for Use. Caution: Federal law (USA) restricts this device to sale by or on the order of a physician.

Flow Rate (mL/min of water)





DLP™ PVC RCSP Cannulae with Auto-inflate Cuff

These cannulae feature PVC bodies and polyurethane auto-inflate smooth cuffs with pressure monitoring lines. A variety of stylets are available.



EXTRACORPOREAL CIRCUIT

CARDIOPLEGIA CIRCUIT

ANTEGRADE PERFUSION CANNULAE

RETROGRADE PERFUSION CANNULAE

CARDIOPLEGIA ADAPTERS

SUCTION CIRCUIT AND SURGICAL ACCESSORIES

APPENDIX



10 in (25.4 cm) overall length

Smooth preformed cuff, short fluted bullet-nosed tip, and integral stopcock

94885K	15 Fr (5.0 mm) solid stylet with Tru-Touch™ handle
--------	----------------------------------------------------

10 per carton



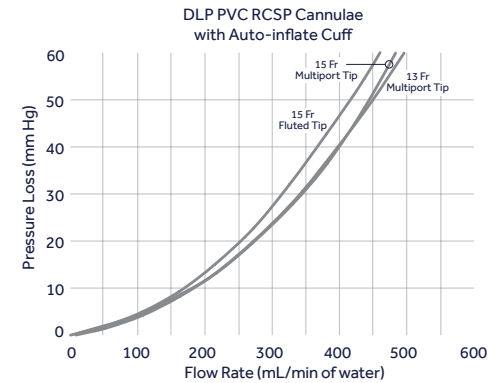
11 in (27.9 cm) overall length

Smooth preformed cuff, multiport tip, and integral stopcock

94533	13 Fr (4.3 mm) solid stylet with Tru-Touch handle
-------	---------------------------------------------------

94535	15 Fr (5.0 mm) solid stylet with Tru-Touch handle
-------	---------------------------------------------------

10 per carton



Continued on next page >

Important Safety Information

Extreme caution should be exercised while introducing the cannula into the coronary sinus. Do not force the cannula into the coronary sinus as this may cause vessel damage. Do not overinflate the balloon. For a listing of indications, contraindications, precautions, warnings, and potential adverse events, please refer to the Instructions for Use. Caution: Federal law (USA) restricts this device to sale by or on the order of a physician.





DLP™ PVC RCSP Cannulae with Auto-inflate Cuff, cont'd.

These cannulae feature PVC bodies and polyurethane auto-inflate cuffs with pressure monitoring lines. A variety of cuffs and stylets are available.

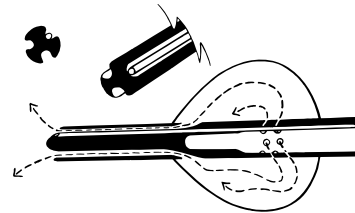


12 in (30.5 cm) overall length

Smooth preformed cuff, short fluted bullet-nosed tip, and integral stopcock

94885	15 Fr (5.0 mm) solid stylet with Tru-Touch™ handle
94895	15 Fr (5.0 mm) guidewire stylet with Tru-Touch handle

10 per carton



PVC Auto-inflate Cuff Flow Detail

Important Safety Information

Additional care and caution may be necessary due to the unique adaptations required for minimally invasive techniques. Due to limitations of direct visualization during minimally invasive techniques, echocardiographic or fluoroscopic imaging is recommended. Care and caution should be taken to avoid damage to vessels and cardiac tissue during cannulation or other cardiac surgery procedures. For a listing of indications, contraindications, precautions, warnings, and potential adverse events, please refer to the Instructions for Use.
Caution: Federal law (USA) restricts this device to sale by or on the order of a physician.



12.5 in (31.8 cm) overall length

Smooth preformed cuff, fluted bullet-nosed tip, and integral stopcock

94835	15 Fr (5.0 mm) solid stylet with Tru-Touch handle
-------	---------------------------------------------------

10 per carton



12.5 in (31.8 cm) overall length

Ridged preformed silicone cuff, short fluted bullet-nosed tip, and integral stopcock

94935	15 Fr (5.0 mm) solid stylet with Tru-Touch handle
-------	---------------------------------------------------

10 per carton

EXTRACORPOREAL CIRCUIT

CARDIOPLEGIA CIRCUIT

ANTEGRADE PERFUSION CANNULAE

RETROGRADE PERFUSION CANNULAE

CARDIOPLEGIA ADAPTERS

SUCTION CIRCUIT AND SURGICAL ACCESSORIES

APPENDIX





CARDIOPLEGIA ADAPTERS

EXTRACORPOREAL CIRCUIT

CARDIOPLEGIA CIRCUIT

ANTEGRADE
PERFUSION CANNULAE
RETROGRADE
PERFUSION CANNULAE

CARDIOPLEGIA ADAPTERS

SUCTION CIRCUIT AND SURGICAL ACCESSORIES

APPENDIX



Cardioplegia adapters are designed to permit customization of the cardioplegia circuit. Medtronic adapters can be used to connect multiple cardioplegia cannulae and/or vein graft cannulae to a single inlet source, switch between antegrade and retrograde delivery of cardioplegia, and provide the option for attaching a vent line to cardioplegia cannulae. Additional adapters are available to extend the length of the cardioplegia circuit, recirculate the cardioplegia solution, or provide an extension to the pressure monitoring line.





CARDIOPLEGIA ADAPTERS

EXTRACORPOREAL CIRCUIT

CARDIOPLEGIA CIRCUIT

ANTEGRADE
PERFUSION CANNULAE

RETROGRADE
PERFUSION CANNULAE

CARDIOPLEGIA ADAPTERS

SUCTION CIRCUIT AND SURGICAL ACCESSORIES

APPENDIX

- [DLP™ Perfusion >](#)
- [DLP™ Perfusion/Venting >](#)
- [DLP™ Extension Line >](#)
- [DLP™ Pressure Monitoring Extension Line >](#)
- [DLP™ Straight Venting >](#)
- [DLP™ "Y" Type Venting >](#)
- [DLP™ "Y" Type Recirculating >](#)
- [DLP™ "Y" Type Coronary Perfusion >](#)
- [DLP™ "Y" Type >](#)
- [DLP™ Vein Graft Cannula >](#)
- [DLP™ Cardioplegia Adapter with Pressure Port >](#)
- [ARISS™ Perfusion Switches >](#)
- [DLP™ Cardioplegia Management Set >](#)
- [DLP™ Antegrade/Retrograde >](#)
- [DLP™ Multiple Perfusion Sets >](#)

Cardioplegia adapters are designed to permit customization of the cardioplegia circuit. Medtronic adapters can be used to connect multiple cardioplegia cannulae and/or vein graft cannulae to a single inlet source, switch between antegrade and retrograde delivery of cardioplegia, and provide the option for attaching a vent line to cardioplegia cannulae. Additional adapters are available to extend the length of the cardioplegia circuit, recirculate the cardioplegia solution, or provide an extension to the pressure monitoring line.





DLP™ Perfusion Adapters

These adapters feature a barbed connector on one end and either a male luer or female luer on the other. Some models have a length of tubing between the barbed connector and luers.

2 in (5.1 cm) overall length

Male luer

10007	1/4 in (0.64 cm) barbed connector
10008	3/8 in (0.95 cm) barbed connector

40 per carton



3.25 in (8.3 cm) overall length

Tubing and female luer

10022	1/4 in (0.64 cm) barbed connector
-------	-----------------------------------

40 per carton



DLP™ Perfusion/Venting Adapter

This adapter is a combination of perfusion adapter 10007 with an added high-flow stopcock that allows for venting. This 3-way stopcock has a large-bore inner diameter and has female and male luers on the ends.

Male luer

13002

20 per carton



Important Safety Information

Cardioplegia adapter devices are a combination of products that have their own indications, contraindications, precautions, warnings, and potential adverse events. Refer to those components individually. Cardioplegia adapter devices are not intended for use except as indicated. Use the lowest possible pressure to reduce risk of hemolysis or risk of vessel damage. Care and caution should be taken to avoid damage to vessels and cardiac tissue during cannulation or other cardiac surgery procedures. For a listing of indications, contraindications, precautions, warnings, and potential adverse events, please refer to the Instructions for Use. Caution: Federal law (USA) restricts this device to sale by or on the order of a physician.

EXTRACORPOREAL CIRCUIT

CARDIOPLEGIA CIRCUIT

ANTEGRADE
PERFUSION CANNULAE

RETROGRADE
PERFUSION CANNULAE

CARDIOPLEGIA ADAPTERS

SUCTION CIRCUIT AND SURGICAL ACCESSORIES

APPENDIX





DLP™ Extension Line Adapters

These adapters feature soft (silicone-like) PVC tubing with or without a clamp, and male and winged female luers on the ends.

10 in (25.4 cm) overall length

Male and winged female luers

11001	without clamp
-------	---------------

10 per carton

20 in (50.8 cm) overall length

Male and winged female luers

11001G	with clamp
--------	------------

20 per carton



EXTRACORPOREAL CIRCUIT

CARDIOPLEGIA CIRCUIT

ANTEGRADE
PERFUSION CANNULAE

RETROGRADE
PERFUSION CANNULAE

CARDIOPLEGIA ADAPTERS

SUCTION CIRCUIT AND SURGICAL ACCESSORIES

APPENDIX

DLP™ Pressure Monitoring Extension Line Adapters

These adapters feature combinations of male and female luers on the ends.

6 ft (1.8 m) overall length

Male and female luers

25009	male x female luers
-------	---------------------

25010	male x male luers
-------	-------------------

20 per carton



Important Safety Information

Cardioplegia adapter devices are a combination of products that have their own indications, contraindications, precautions, warnings, and potential adverse events. Refer to those components individually. Cardioplegia adapter devices are not intended for use except as indicated. Use the lowest possible pressure to reduce risk of hemolysis or risk of vessel damage. Care and caution should be taken to avoid damage to vessels and cardiac tissue during cannulation or other cardiac surgery procedures. For a listing of indications, contraindications, precautions, warnings, and potential adverse events, please refer to the Instructions for Use. Caution: Federal law (USA) restricts this device to sale by or on the order of a physician.





DLP™ Straight Venting Adapters

These adapters have a male luer on one end and a 1/4 inch (0.64 cm) connector on the other.



5 in (12.7 cm) overall length

Male luers

10001	with vented 1/4 in connector
10001K	with vented 1/4 in connector and clamp

20 per carton


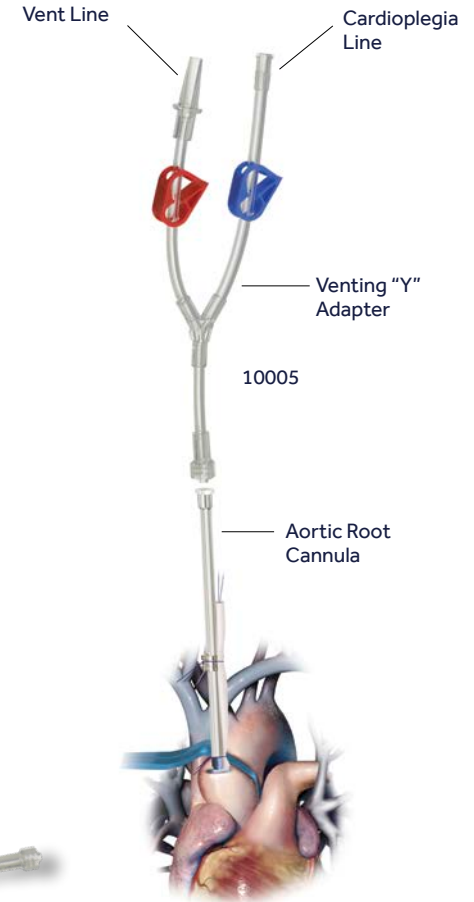
DLP™ “Y” Type Venting Adapters

These adapters feature a male luer on the single leg. A female luer is on the cardioplegia inlet leg and a 1/4 inch (0.64 cm) connector is on the venting leg.

Male luer on single leg

10005†	7.5 in (19.1 cm) overall length with 3 in (7.6 cm) inlet leg and color-coded clamps
10534	8.5 in (21.6 cm) overall length with one-way valve in vent line and color-coded clamps

20 per carton



†When used with 10005 Venting “Y” Adapter, an Aortic Root Cannula can be used to vent the left heart.

Important Safety Information

Cardioplegia adapter devices are a combination of products that have their own indications, contraindications, precautions, warnings, and potential adverse events. Refer to those components individually. Cardioplegia adapter devices are not intended for use except as indicated. Use the lowest possible pressure to reduce risk of hemolysis or risk of vessel damage. Care and caution should be taken to avoid damage to vessels and cardiac tissue during cannulation or other cardiac surgery procedures. For a listing of indications, contraindications, precautions, warnings, and potential adverse events, please refer to the Instructions for Use. Caution: Federal law (USA) restricts this device to sale by or on the order of a physician.

EXTRACORPOREAL CIRCUIT

CARDIOPLEGIA CIRCUIT

ANTEGRADE PERFUSION CANNULAE
RETROGRADE PERFUSION CANNULAE

CARDIOPLEGIA ADAPTERS

SUCTION CIRCUIT AND SURGICAL ACCESSORIES

APPENDIX





DLP™ “Y” Type Recirculating Adapters


This adapter features a soft “Y” that has two legs with 1/4 inch (0.64 cm) connectors and venting capabilities.

8 in (20.3 cm) overall length

Male luer on single leg

10003	color-coded clamps
--------------	--------------------

20 per carton



EXTRACORPOREAL CIRCUIT

CARDIOPLEGIA CIRCUIT

ANTEGRADE
PERFUSION CANNULAE

RETROGRADE
PERFUSION CANNULAE

CARDIOPLEGIA ADAPTERS

SUCTION CIRCUIT AND SURGICAL ACCESSORIES

APPENDIX

Important Safety Information

Cardioplegia adapter devices are a combination of products that have their own indications, contraindications, precautions, warnings, and potential adverse events. Refer to those components individually. Cardioplegia adapter devices are not intended for use except as indicated. Use the lowest possible pressure to reduce risk of hemolysis or risk of vessel damage. Care and caution should be taken to avoid damage to vessels and cardiac tissue during cannulation or other cardiac surgery procedures. For a listing of indications, contraindications, precautions, warnings, and potential adverse events, please refer to the Instructions for Use. Caution: Federal law (USA) restricts this device to sale by or on the order of a physician.






DLP™ “Y” Type Coronary Perfusion Adapters

These adapters feature a rigid “Y” with two legs in various lengths that terminate with male luers.


Female luer on single leg

10004	3.5 in (8.9 cm) and 10 in (25.4 cm) legs and white clamps
10004D	6 in (15.2 cm) legs and white clamps
10700	3.5 in (8.9 cm) and 10 in (25.4 cm) legs and color-coded clamps
10706	6 in (15.2 cm) soft, silicone-like PVC legs and white clamps
10710	10 in (25.4 cm) soft, silicone-like PVC legs and white clamps

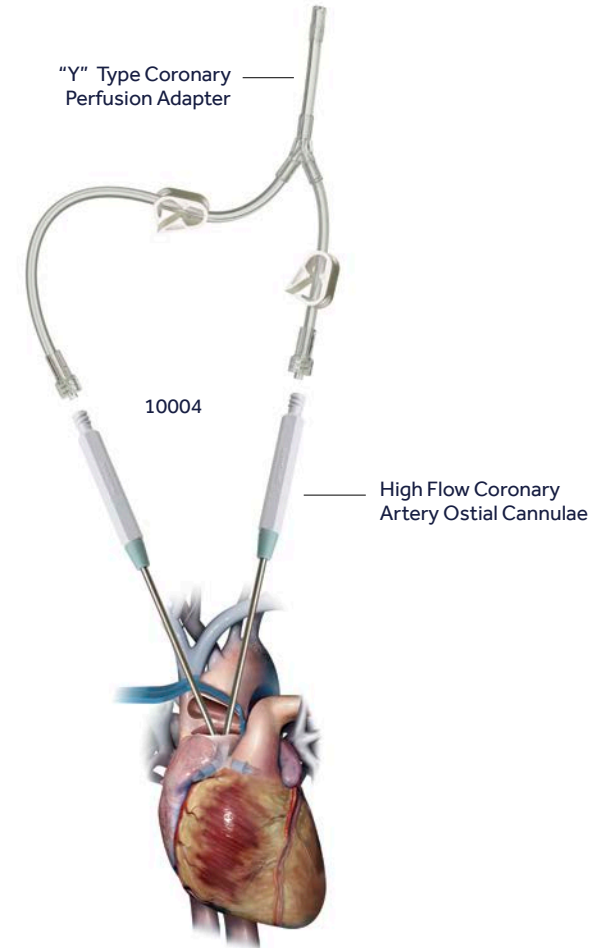
20 per carton



10004



10004D



Important Safety Information

Cardioplegia adapter devices are a combination of products that have their own indications, contraindications, precautions, warnings, and potential adverse events. Refer to those components individually. Cardioplegia adapter devices are not intended for use except as indicated. Use the lowest possible pressure to reduce risk of hemolysis or risk of vessel damage. Care and caution should be taken to avoid damage to vessels and cardiac tissue during cannulation or other cardiac surgery procedures. For a listing of indications, contraindications, precautions, warnings, and potential adverse events, please refer to the Instructions for Use. Caution: Federal law (USA) restricts this device to sale by or on the order of a physician.

EXTRACORPOREAL CIRCUIT

CARDIOPLEGIA CIRCUIT

ANTEGRADE
PERFUSION CANNULAE
RETROGRADE
PERFUSION CANNULAE

CARDIOPLEGIA ADAPTERS

SUCTION CIRCUIT AND SURGICAL ACCESSORIES

APPENDIX





DLP™ “Y” Type Adapter

This adapter is a combination of Models 10004 and 10005 and features four legs. Two legs terminate in male luers, one terminates with a female luer, and the fourth terminates with a 1/4 inch (0.64 cm) connector.

20.5 in (52.1 cm) overall length

Combination with four legs

10005BH	color-coded clamps
---------	--------------------

20 per carton



This adapter features a female luer on the cardioplegia inlet leg and a 1/4 inch (0.64 cm) connector on the venting leg.

7.5 in (19.1 cm) overall length

Male luer on single leg

10005OS	white clamps with color-coded arrows
---------	--------------------------------------

20 per carton



Important Safety Information

Cardioplegia adapter devices are a combination of products that have their own indications, contraindications, precautions, warnings, and potential adverse events. Refer to those components individually. Cardioplegia adapter devices are not intended for use except as indicated. Use the lowest possible pressure to reduce risk of hemolysis or risk of vessel damage. Care and caution should be taken to avoid damage to vessels and cardiac tissue during cannulation or other cardiac surgery procedures. For a listing of indications, contraindications, precautions, warnings, and potential adverse events, please refer to the Instructions for Use. Caution: Federal law (USA) restricts this device to sale by or on the order of a physician.

EXTRACORPOREAL
CIRCUIT

CARDIOPLEGIA
CIRCUIT

ANTEGRADE
PERFUSION CANNULAE
RETROGRADE
PERFUSION CANNULAE

CARDIOPLEGIA ADAPTERS

SUCTION CIRCUIT AND
SURGICAL ACCESSORIES

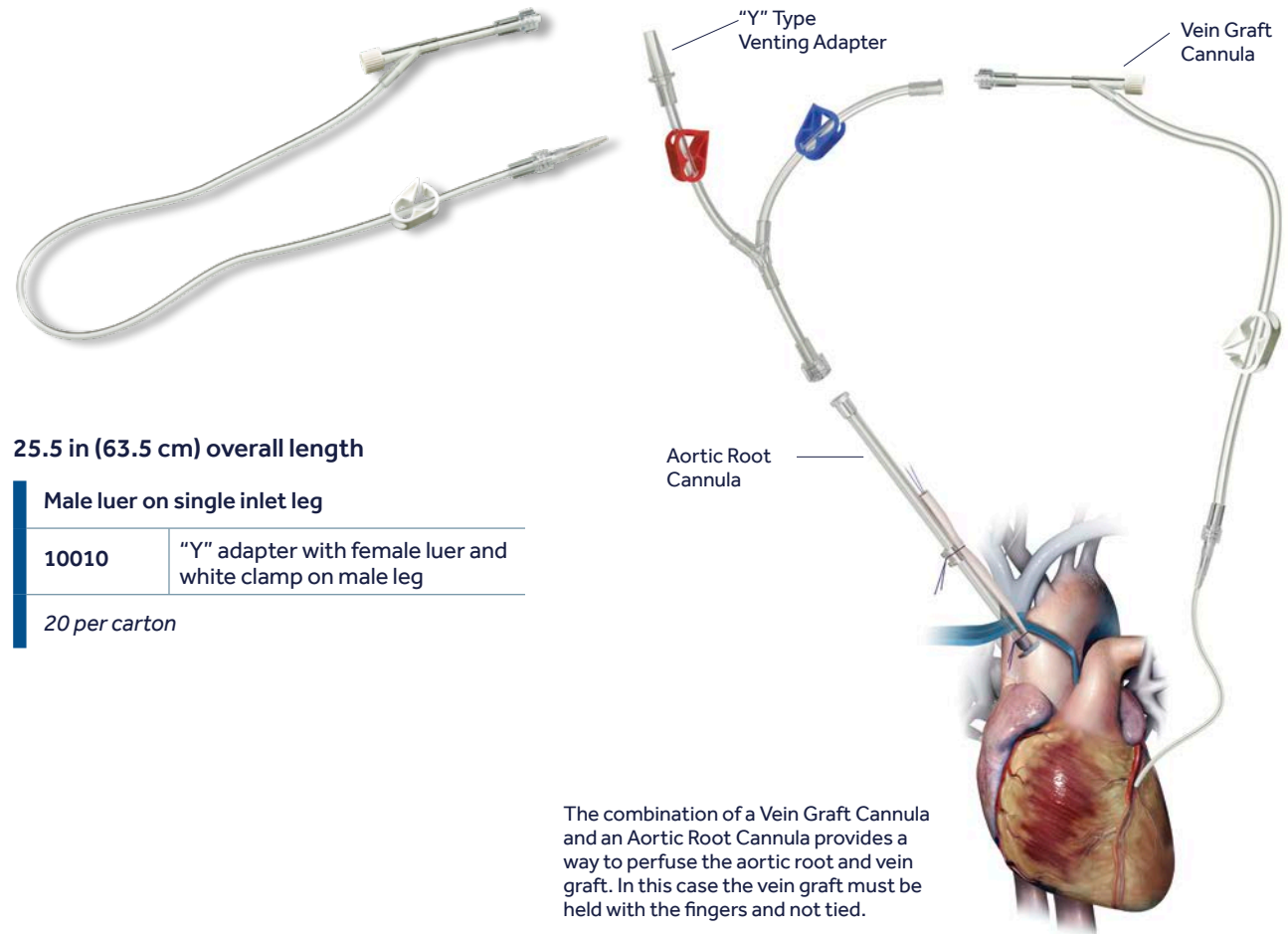
APPENDIX





DLP™ Vein Graft Cannula

This product features a soft silicone tip with graduated steps to fit any vessel. The tip is attached to a "Y" adapter via tubing with clamps. The "Y" adapter terminates with a male luer.



25.5 in (63.5 cm) overall length

Male luer on single inlet leg

10010

"Y" adapter with female luer and white clamp on male leg

20 per carton

The combination of a Vein Graft Cannula and an Aortic Root Cannula provides a way to perfuse the aortic root and vein graft. In this case the vein graft must be held with the fingers and not tied.

Important Safety Information

Cardioplegia adapter devices are a combination of products that have their own indications, contraindications, precautions, warnings, and potential adverse events. Refer to those components individually. Cardioplegia adapter devices are not intended for use except as indicated. Use the lowest possible pressure to reduce risk of hemolysis or risk of vessel damage. Care and caution should be taken to avoid damage to vessels and cardiac tissue during cannulation or other cardiac surgery procedures. For a listing of indications, contraindications, precautions, warnings, and potential adverse events, please refer to the Instructions for Use. Caution: Federal law (USA) restricts this device to sale by or on the order of a physician.

EXTRACORPOREAL CIRCUIT

CARDIOPLEGIA CIRCUIT

ANTEGRADE
PERFUSION CANNULAE

RETROGRADE
PERFUSION CANNULAE

CARDIOPLEGIA ADAPTERS

SUCTION CIRCUIT AND SURGICAL ACCESSORIES

APPENDIX






DLP™ Cardioplegia Adapter with Pressure Port

This adapter features a latex-free rubber septum to allow access for a pressure monitoring needle near the connection to the cardioplegia cannula.

Locking male luer

15004

10 per carton



EXTRACORPOREAL CIRCUIT

CARDIOPLEGIA CIRCUIT

ANTEGRADE
PERFUSION CANNULAE

RETROGRADE
PERFUSION CANNULAE

CARDIOPLEGIA ADAPTERS

SUCTION CIRCUIT AND SURGICAL ACCESSORIES

APPENDIX

Important Safety Information

Cardioplegia adapter devices are a combination of products that have their own indications, contraindications, precautions, warnings, and potential adverse events. Refer to those components individually. Cardioplegia adapter devices are not intended for use except as indicated. Use the lowest possible pressure to reduce risk of hemolysis or risk of vessel damage. Care and caution should be taken to avoid damage to vessels and cardiac tissue during cannulation or other cardiac surgery procedures. For a listing of indications, contraindications, precautions, warnings, and potential adverse events, please refer to the Instructions for Use. Caution: Federal law (USA) restricts this device to sale by or on the order of a physician.





ARISS™ Perfusion Switches

These table mount models allow the surgeon to switch between antegrade and retrograde cardioplegia delivery. These versions feature pressure monitoring lines that run alongside the inlet and outlet ports. The outlet ports are color coded for easy identification.

13 in (33.0 cm) overall length

Table mount models

13000	unequal legs
13004	equal legs

10 per carton



EXTRACORPOREAL CIRCUIT

CARDIOPLEGIA CIRCUIT

ANTEGRADE
PERFUSION CANNULAE
RETROGRADE
PERFUSION CANNULAE

CARDIOPLEGIA ADAPTERS

SUCTION CIRCUIT AND SURGICAL ACCESSORIES

APPENDIX

Important Safety Information

Cardioplegia adapter devices are a combination of products that have their own indications, contraindications, precautions, warnings, and potential adverse events. Refer to those components individually. Cardioplegia adapter devices are not intended for use except as indicated. Use the lowest possible pressure to reduce risk of hemolysis or risk of vessel damage. Care and caution should be taken to avoid damage to vessels and cardiac tissue during cannulation or other cardiac surgery procedures. For a listing of indications, contraindications, precautions, warnings, and potential adverse events, please refer to the Instructions for Use. Caution: Federal law (USA) restricts this device to sale by or on the order of a physician.





DLP™ Cardioplegia Management Set

This product features soft tubing with three legs that terminate in male luers. The legs have varying lengths and are set in a mounting bracket with adhesive pads on the back. The red clamp leg has a length of 10 inches (25.4 cm), the white clamp leg has a length of 20 inches (50.8 cm), and the blue clamp leg has a length of 30 inches (76.2 cm).

Female luer on single leg

13003	color-coded clamps
-------	--------------------

5 per carton

EXTRACORPOREAL CIRCUIT

CARDIOPLEGIA CIRCUIT

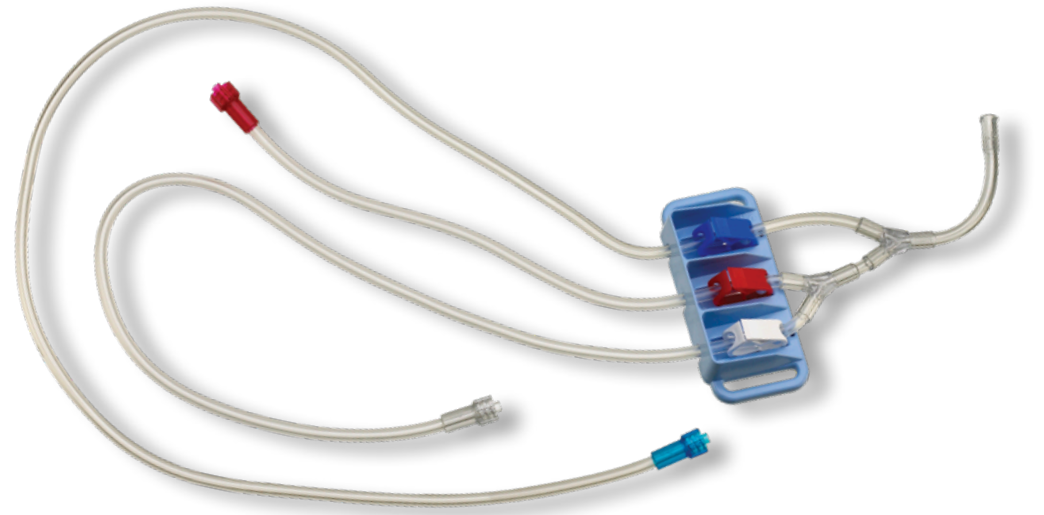
ANTEGRADE
PERFUSION CANNULAE

RETROGRADE
PERFUSION CANNULAE

CARDIOPLEGIA ADAPTERS

SUCTION CIRCUIT AND SURGICAL ACCESSORIES

APPENDIX



Important Safety Information

Cardioplegia adapter devices are a combination of products that have their own indications, contraindications, precautions, warnings, and potential adverse events. Refer to those components individually. Cardioplegia adapter devices are not intended for use except as indicated. Use the lowest possible pressure to reduce risk of hemolysis or risk of vessel damage. Care and caution should be taken to avoid damage to vessels and cardiac tissue during cannulation or other cardiac surgery procedures. For a listing of indications, contraindications, precautions, warnings, and potential adverse events, please refer to the Instructions for Use. Caution: Federal law (USA) restricts this device to sale by or on the order of a physician.





DLP™ Antegrade/Retrograde Adapter

This adapter features a large-bore, three-way stopcock and male luers on the outlet ports.

26.5 in (67.3 cm) overall length

Female luer on single leg

13001

10 per carton

EXTRACORPOREAL CIRCUIT

CARDIOPLEGIA CIRCUIT

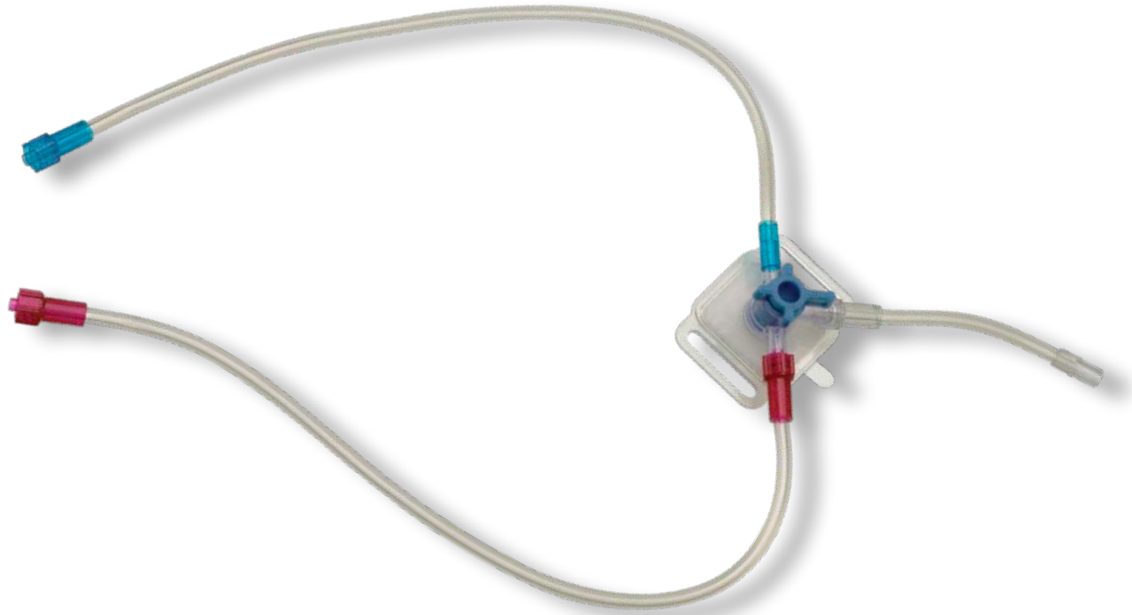
ANTEGRADE
PERFUSION CANNULAE

RETROGRADE
PERFUSION CANNULAE

CARDIOPLEGIA ADAPTERS

SUCTION CIRCUIT AND SURGICAL ACCESSORIES

APPENDIX



Important Safety Information

Cardioplegia adapter devices are a combination of products that have their own indications, contraindications, precautions, warnings, and potential adverse events. Refer to those components individually. Cardioplegia adapter devices are not intended for use except as indicated. Use the lowest possible pressure to reduce risk of hemolysis or risk of vessel damage. Care and caution should be taken to avoid damage to vessels and cardiac tissue during cannulation or other cardiac surgery procedures. For a listing of indications, contraindications, precautions, warnings, and potential adverse events, please refer to the Instructions for Use. Caution: Federal law (USA) restricts this device to sale by or on the order of a physician.





DLP™ Multiple Perfusion Sets

These products allow for simultaneous perfusion of the aortic root and up to three or more vein grafts. They feature inlet ports with male or female luer and clamps attached to an adapter that splits into four or more legs. These legs have color-coded clamps for easy identification and terminate with male luers. Models with a vent line terminate in a 1/4 inch (0.64 cm) connector.

12 in (30.5 cm) overall length

Female luer on single inlet leg with 4 legs

14003	4–8 in (20.3 cm) length legs with 3 red clamps and 1 blue clamp
14013	4–10 in (25.4 cm) length legs with red, blue, yellow, and white clamps

10 per carton



EXTRACORPOREAL CIRCUIT

CARDIOPLEGIA CIRCUIT

ANTEGRADE PERFUSION CANNULAE

RETROGRADE PERFUSION CANNULAE

CARDIOPLEGIA ADAPTERS

SUCTION CIRCUIT AND SURGICAL ACCESSORIES

APPENDIX

Important Safety Information

Cardioplegia adapter devices are a combination of products that have their own indications, contraindications, precautions, warnings, and potential adverse events. Refer to those components individually. Cardioplegia adapter devices are not intended for use except as indicated. Use the lowest possible pressure to reduce risk of hemolysis or risk of vessel damage. Care and caution should be taken to avoid damage to vessels and cardiac tissue during cannulation or other cardiac surgery procedures. For a listing of indications, contraindications, precautions, warnings, and potential adverse events, please refer to the Instructions for Use. Caution: Federal law (USA) restricts this device to sale by or on the order of a physician.





DLP™ Multiple Perfusion Sets

These products allow for simultaneous perfusion of the aortic root and up to three or more vein grafts. They feature inlet ports with male or female luer and clamps attached to an adapter that splits into four or more legs. These legs have color-coded clamps for easy identification and terminate with male luers. Models with a vent line terminate in a 1/4 inch (0.64 cm) connector.

15 in (38.1 cm) overall length

Female luer on single inlet leg with 4 legs

14000	1–3 in (7.6 cm) length leg with blue clamp 3–10 in (25.4 cm) length legs with red clamps
-------	---------------------------------------------------------------------------------------------

10 per carton

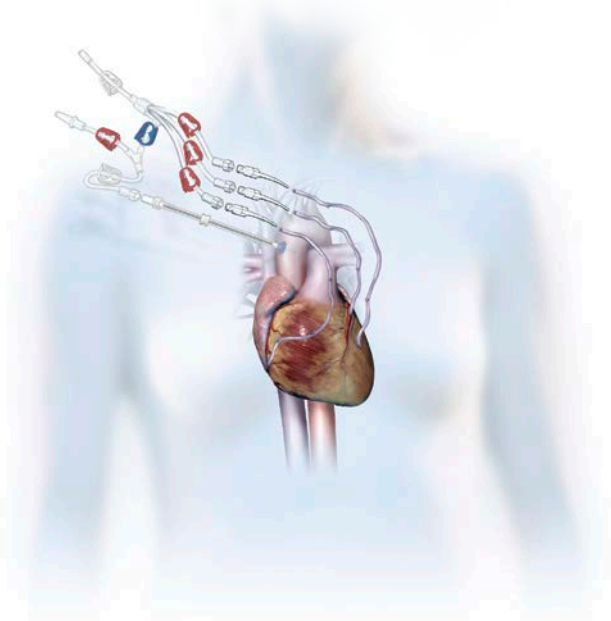
Female luer on single inlet leg with 4 legs and vent line

14001	1–8 in (20.3 cm) length vented leg with red clamp on vent line 3–10 in (25.4 cm) length legs with red clamps
-------	-----------------------------------------------------------------------------------------------------------------

14017	1–8 in (20.3 cm) length vented leg with stiff tubing and red clamp on vent line 3–10 in (25.4 cm) lengths stiff tubing and red clamps
-------	------------------------------------------------------------------------------------------------------------------------------------------

14031	1–12 in (30.5 cm) length vented leg with yellow clamp on vent line 3–10 in (25.4 cm) length legs with red clamps
-------	---------------------------------------------------------------------------------------------------------------------

10 per carton



EXTRACORPOREAL CIRCUIT

CARDIOPLEGIA CIRCUIT

ANTEGRADE
PERFUSION CANNULAE

RETROGRADE
PERFUSION CANNULAE

CARDIOPLEGIA ADAPTERS

SUCTION CIRCUIT AND SURGICAL ACCESSORIES

APPENDIX

Important Safety Information

Cardioplegia adapter devices are a combination of products that have their own indications, contraindications, precautions, warnings, and potential adverse events. Refer to those components individually. Cardioplegia adapter devices are not intended for use except as indicated. Use the lowest possible pressure to reduce risk of hemolysis or risk of vessel damage. Care and caution should be taken to avoid damage to vessels and cardiac tissue during cannulation or other cardiac surgery procedures. For a listing of indications, contraindications, precautions, warnings, and potential adverse events, please refer to the Instructions for Use. Caution: Federal law (USA) restricts this device to sale by or on the order of a physician.





DLP™ Multiple Perfusion Sets

These products allow for simultaneous perfusion of the aortic root and up to three or more vein grafts. They feature inlet ports with male or female luer and clamps attached to an adapter that splits into four or more legs. These legs have color-coded clamps for easy identification and terminate with male luers.

15 in (38.1 cm) overall length

Female luer on single inlet leg with 4 legs and 3 free-flow vessel cannulae (Model 30003)

14007	1–3 in (7.6 cm) length leg with blue clamp 3–10 in (25.4 cm) length legs with red clamps
--------------	---------------------------------------------------------------------------------------------

10 per carton

Female luer on single inlet leg with 4 legs and 3 one-way valve vessel cannulae (Model 30001)

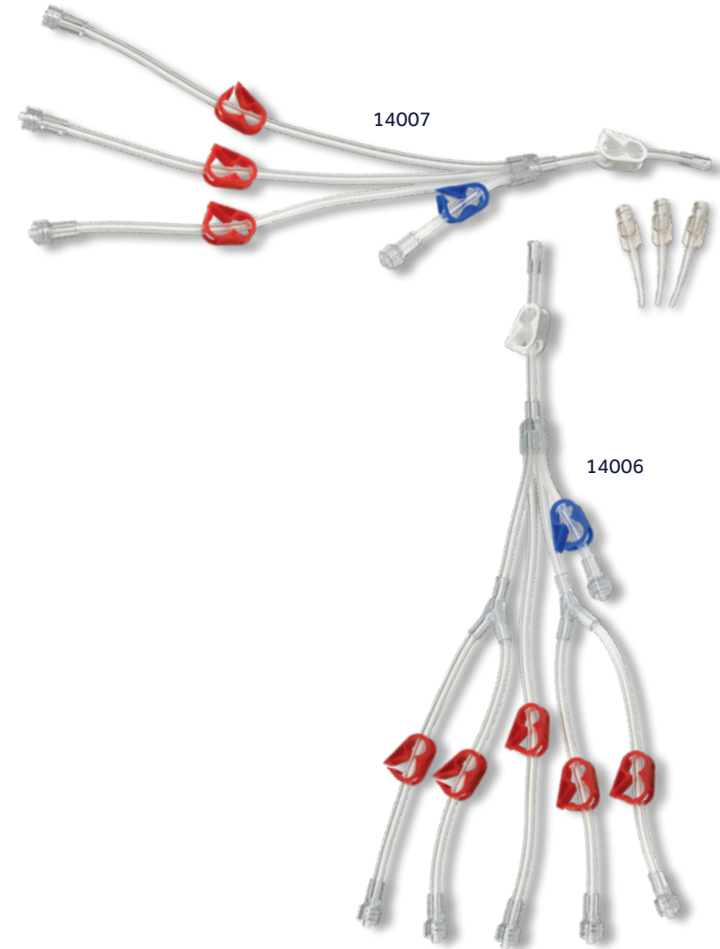
14008	1–3 in (7.6 cm) length leg with blue clamp 3–10 in (25.4 cm) length legs with red clamps
--------------	---------------------------------------------------------------------------------------------

10 per carton

Female luer on single inlet leg with 6 legs

14006	1–3 in (7.6 cm) length leg with blue clamp 5–10 in (25.4 cm) length legs with red clamps
--------------	---------------------------------------------------------------------------------------------

10 per carton



Important Safety Information

Cardioplegia adapter devices are a combination of products that have their own indications, contraindications, precautions, warnings, and potential adverse events. Refer to those components individually. Cardioplegia adapter devices are not intended for use except as indicated. Use the lowest possible pressure to reduce risk of hemolysis or risk of vessel damage. Care and caution should be taken to avoid damage to vessels and cardiac tissue during cannulation or other cardiac surgery procedures. For a listing of indications, contraindications, precautions, warnings, and potential adverse events, please refer to the Instructions for Use. Caution: Federal law (USA) restricts this device to sale by or on the order of a physician.

EXTRACORPOREAL CIRCUIT

CARDIOPLEGIA CIRCUIT

ANTEGRADE
PERFUSION CANNULAE

RETROGRADE
PERFUSION CANNULAE

CARDIOPLEGIA ADAPTERS

SUCTION CIRCUIT AND SURGICAL ACCESSORIES

APPENDIX





SUCTION CIRCUIT AND SURGICAL ACCESSORIES

EXTRACORPOREAL
CIRCUIT

CARDIOPLEGIA
CIRCUIT

SUCTION CIRCUIT AND
SURGICAL ACCESSORIES

APPENDIX

SUCTION
CIRCUIT



SURGICAL
SUPPORT
PRODUCTS



CARDIO-KITS
AND PACKS





SUCTION CIRCUIT



**EXTRACORPOREAL
CIRCUIT**

**CARDIOPLEGIA
CIRCUIT**

**SUCTION CIRCUIT AND
SURGICAL ACCESSORIES**

SUCTION CIRCUIT

SURGICAL SUPPORT
PRODUCTS

CARDIO-KITS AND PACKS

APPENDIX



We offer suction products that are designed to provide either fine or gross suction to ensure a clear and dry surgical field. The Medtronic handheld cardiac suction tubes are designed for fine suction, while our intracardiac suction tubes and sumps are intended to provide suction within and around the heart. The Medtronic left heart vent catheters are designed for indirect and direct venting of the left ventricle and feature perforated tips. These vents are offered in different lengths, introducer styles, and in both silicone and PVC body construction. Our product breadth ensures the availability of a cannula to meet your specific needs.





SUCTION CIRCUIT

- [DLP™ Cardiac Suction Tubes >](#)
- [DLP™ Intracardiac Suction Tube >](#)
- [DLP™ Rigid Suction Tubes >](#)
- [DLP™ Pericardial Sump >](#)
- [DLP™ Pericardial/Intracardiac Sump >](#)
- [DLP™ Intracardiac Sumps >](#)
- [DLP™ Pulmonary Artery Vent Cannula >](#)
- [DLP™ Aortic Air Aspirating Needle >](#)
- [DLP™ Left Heart Vent Catheters >](#)

**EXTRACORPOREAL
CIRCUIT**

**CARDIOPLEGIA
CIRCUIT**

**SUCTION CIRCUIT AND
SURGICAL ACCESSORIES**

SUCTION CIRCUIT

SURGICAL SUPPORT
PRODUCTS

CARDIO-KITS AND PACKS

APPENDIX



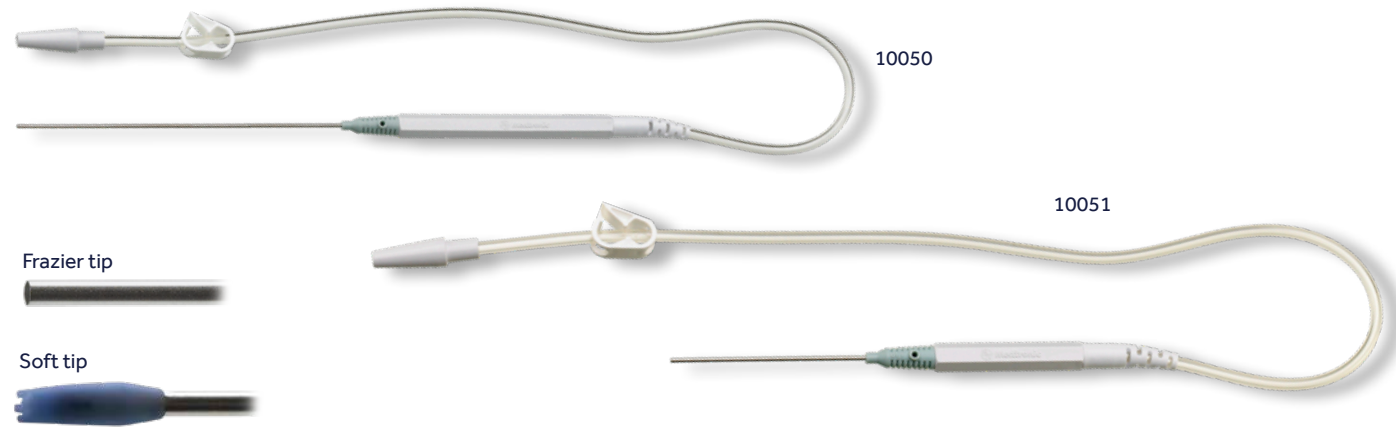
We offer suction products that are designed to provide either fine or gross suction to ensure a clear and dry surgical field. The Medtronic handheld cardiac suction tubes are designed for fine suction, while our intracardiac suction tubes and sumps are intended to provide suction within and around the heart. The Medtronic left heart vent catheters are designed for indirect and direct venting of the left ventricle and feature perforated tips. These vents are offered in different lengths, introducer styles, and in both silicone and PVC body construction. Our product breadth ensures the availability of a cannula to meet your specific needs.





DLP™ Cardiac Suction Tubes

These suction tubes feature comfortable hand grips with a vacuum control port. The tip is made from a malleable stainless steel shaft, which allows the surgeon to gently shape to a desired preference. Models are available with or without a soft silicone tip. All suction tubes are equipped with a length of tubing and clamp terminating with a 1/4 inch (0.64 cm) connector.



EXTRACORPOREAL
CIRCUIT

CARDIOPLEGIA
CIRCUIT

SUCTION CIRCUIT AND
SURGICAL ACCESSORIES

SUCTION CIRCUIT

SURGICAL SUPPORT
PRODUCTS

CARDIO-KITS AND PACKS

APPENDIX

3 in (7.6 cm)

approx. shaft and tip length

Frazier tip

10051	6 Fr (2.0 mm) shaft
--------------	---------------------

Soft tip

10053	6 Fr (2.0 mm) shaft with 10 Fr (3.3 mm) tip
--------------	------------------------------------------------

20 per carton

6 in (15.2 cm)

approx. shaft and tip length

Frazier tip

10050	6 Fr (2.0 mm) shaft
--------------	---------------------

Soft tip

10052	6 Fr (2.0 mm) shaft with 10 Fr (3.3 mm) tip
--------------	------------------------------------------------

20 per carton

Important Safety Information

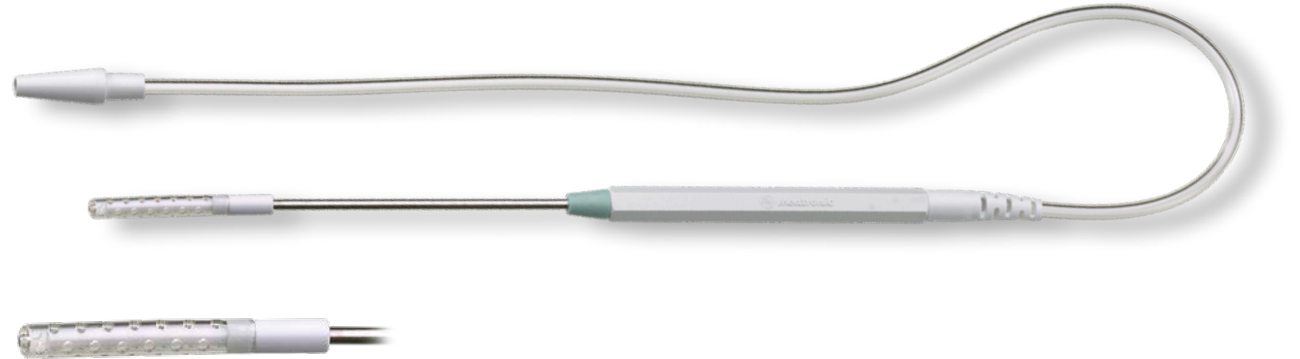
Care and caution should be taken to avoid damage to vessels and cardiac tissue during cannulation or other cardiac surgery procedures. For a listing of indications, contraindications, precautions, warnings, and potential adverse events, please refer to the Instructions for Use. Caution: Federal law (USA) restricts this device to sale by or on the order of a physician.





DLP™ Intracardiac Suction Tube

This suction tube features a comfortable hand grip. The tip is made from a malleable stainless steel shaft, which allows the surgeon to gently shape to a desired preference. The DLP Intracardiac Suction device offers a perforated pool tip to minimize the possibility of tissue occlusion while maintaining an opportunity for drainage. This suction tube is equipped with a length of tubing terminating with a 1/4 inch (0.64 cm) connector.



6 in (15.2 cm) overall length

Perforated pool tip

10060

10 Fr (3.3 mm) shaft with 20 Fr (6.7 mm) tip (28 holes in tip)

20 per carton

EXTRACORPOREAL
CIRCUIT

CARDIOPLEGIA
CIRCUIT

SUCTION CIRCUIT AND
SURGICAL ACCESSORIES

SUCTION CIRCUIT

SURGICAL SUPPORT
PRODUCTS

CARDIO-KITS AND PACKS

APPENDIX

Important Safety Information

Care and caution should be taken to avoid damage to vessels and cardiac tissue during cannulation or other cardiac surgery procedures. For a listing of indications, contraindications, precautions, warnings, and potential adverse events, please refer to the Instructions for Use. Caution: Federal law (USA) restricts this device to sale by or on the order of a physician.





DLP™ Rigid Suction Tubes

These suction tubes feature a comfortable hand grip. The tip shaft is made from rigid stainless steel. The Macro Sucker offers a fluted pool tip to minimize the possibility of tissue occlusion while maintaining an opportunity for drainage. The Mini Sucker has a soft, vented tip designed to clear blood from the surgical site with gentle suction.

EXTRACORPOREAL CIRCUIT

CARDIOPLEGIA CIRCUIT

SUCTION CIRCUIT AND SURGICAL ACCESSORIES

SUCTION CIRCUIT

SURGICAL SUPPORT
PRODUCTS

CARDIO-KITS AND PACKS

APPENDIX



7 in (18.0 cm)
approx. shaft and tip length

Macro Sucker

10061	20 Fr (6.7 mm) tip with 16 Fr (5.3 mm) shaft
-------	----------------------------------------------

20 per carton



4.75 in (12.1 cm)
approx. shaft and tip length

Mini Sucker

10062	9 Fr (3.0 mm) tip with 11 Fr (3.7 mm) shaft
-------	---------------------------------------------

20 per carton



Important Safety Information

Neither Model 10061 nor Model 10062 should be placed through the mitral valve. The Pericardial Sump (Model 12010) is not intended to be placed through a valve to drain a closed cardiac chamber. Care and caution should be taken to avoid damage to vessels and cardiac tissue during cannulation or other cardiac surgery procedures. For a listing of indications, contraindications, precautions, warnings, and potential adverse events, please refer to the Instructions for Use. Caution: Federal law (USA) restricts this device to sale by or on the order of a physician.





DLP™ Pericardial Sump

This sump features a fluted tip that is encased in a stainless steel spring and has a weight at the end. This tip is attached to soft, flexible tubing terminating in a connector.



15 in (38.1 cm) overall length

Weighted tip

12010	20 Fr (6.7 mm), 1/4 in (0.64 cm) connector
--------------	--------------------------------------------

20 per carton

**EXTRACORPOREAL
CIRCUIT**

**CARDIOPLEGIA
CIRCUIT**

**SUCTION CIRCUIT AND
SURGICAL ACCESSORIES**

SUCTION CIRCUIT

SURGICAL SUPPORT
PRODUCTS

CARDIO-KITS AND PACKS

APPENDIX

Important Safety Information

Neither Model 10061 nor Model 10062 should be placed through the mitral valve. The Pericardial Sump (Model 12010) is not intended to be placed through a valve to drain a closed cardiac chamber. Care and caution should be taken to avoid damage to vessels and cardiac tissue during cannulation or other cardiac surgery procedures. For a listing of indications, contraindications, precautions, warnings, and potential adverse events, please refer to the Instructions for Use. Caution: Federal law (USA) restricts this device to sale by or on the order of a physician.





DLP™ Pericardial/Intracardiac Sump

This sump features a weighted perforated pool tip to minimize the possibility of tissue occlusion while maintaining an opportunity for drainage. The perforated tip is attached to tubing that terminates with a 1/4 inch (0.64 cm) connector.



15 in (38.1 cm) overall length

Weighted tip

12112	20 Fr (6.7 mm)
-------	----------------

20 per carton

EXTRACORPOREAL
CIRCUIT

CARDIOPLEGIA
CIRCUIT

SUCTION CIRCUIT AND
SURGICAL ACCESSORIES

SUCTION CIRCUIT

SURGICAL SUPPORT
PRODUCTS

CARDIO-KITS AND PACKS

APPENDIX

Important Safety Information

For a listing of indications, contraindications, precautions, warnings, and potential adverse events, please refer to the Instructions for Use. Caution: Federal law (USA) restricts this device to sale by or on the order of a physician.





DLP™ Intracardiac Sumps

These sumps feature a perforated pool tip to minimize the possibility of tissue occlusion while maintaining an opportunity for drainage. These sumps are available in pediatric and adult sizes. The perforated tip is attached to tubing that terminates with a 1/4 inch (0.64 cm) connector.



12 in (30.5 cm) overall length

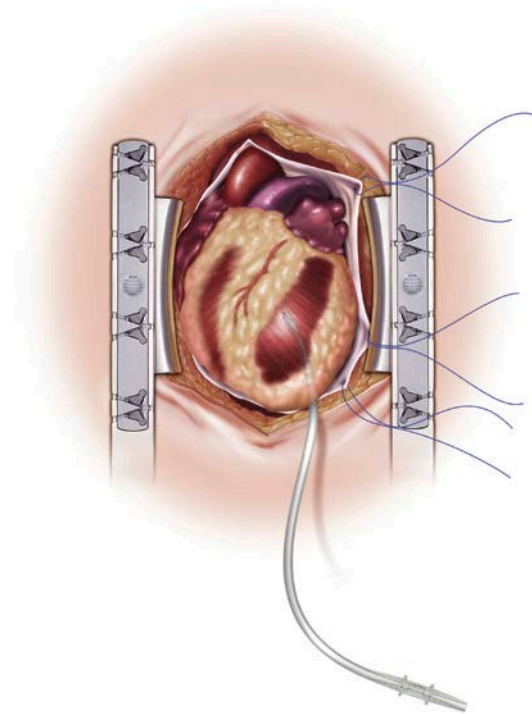
12013	12 Fr (4.0 mm) (10 holes in tip)
-------	-------------------------------------

20 per carton

15 in (38.1 cm) overall length

12012	20 Fr (6.7 mm) (28 holes in tip)
-------	-------------------------------------

20 per carton



EXTRACORPOREAL
CIRCUIT

CARDIOPLEGIA
CIRCUIT

SUCTION CIRCUIT AND
SURGICAL ACCESSORIES

SUCTION CIRCUIT

SURGICAL SUPPORT
PRODUCTS

CARDIO-KITS AND PACKS

APPENDIX

Important Safety Information

For a listing of indications, contraindications, precautions, warnings, and potential adverse events, please refer to the Instructions for Use. Caution: Federal law (USA) restricts this device to sale by or on the order of a physician.





DLP™ Pulmonary Artery Vent Cannula

This cannula is used to empty the left atrium via the pulmonary vasculature. It features a soft, pliable tip and terminates with a female luer. An introducer needle is included for easy introduction and placement. A movable depth marker is included on the body of the cannula.

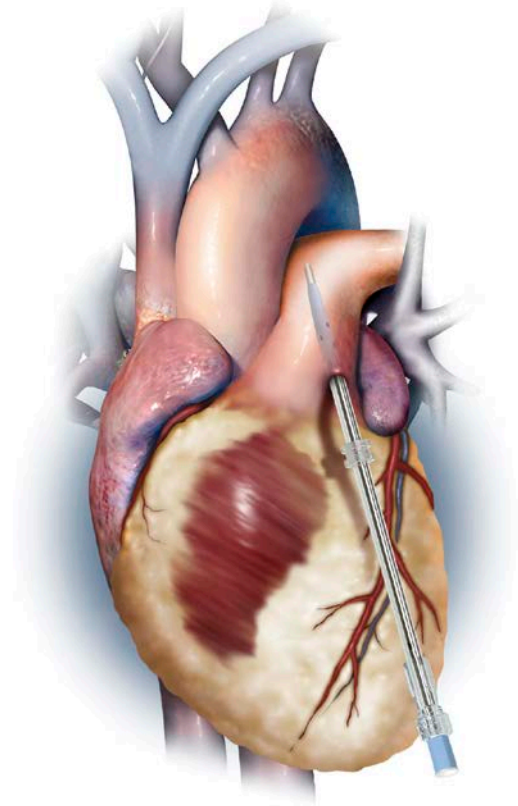


6 in (15.2 cm) overall length

12004

16 Fr (5.3 mm)
(12 holes in tip)

20 per carton



Important Safety Information

With DLP pulmonary artery vent cannulae, the degree of suction should be monitored to reduce the possibility of air embolism. Care and caution should be taken to avoid damage to vessels and cardiac tissue during cannulation or other cardiac surgery procedures. For a listing of indications, contraindications, precautions, warnings, and potential adverse events, please refer to the Instructions for Use. Caution: Federal law (USA) restricts this device to sale by or on the order of a physician.

EXTRACORPOREAL
CIRCUIT

CARDIOPLEGIA
CIRCUIT

SUCTION CIRCUIT AND
SURGICAL ACCESSORIES

SUCTION CIRCUIT

SURGICAL SUPPORT
PRODUCTS

CARDIO-KITS AND PACKS

APPENDIX





DLP™ Aortic Air Aspirating Needle

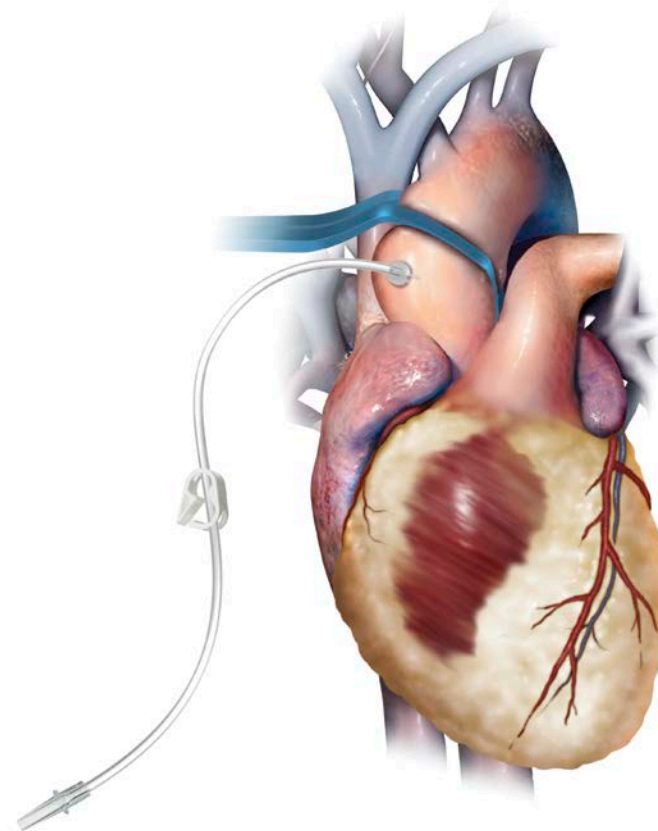
This needle features a stainless steel needle with two side slots and flange. The needle is attached to soft, flexible tubing with a clamp and terminates with a 1/4 inch (0.64 cm) connector. This product is used for aspirating air from the ascending aorta.



11.5 in (29.2 cm) overall length

12006	16 ga (5 Fr)
-------	--------------

20 per carton



EXTRACORPOREAL
CIRCUIT

CARDIOPLEGIA
CIRCUIT

SUCTION CIRCUIT AND
SURGICAL ACCESSORIES

SUCTION CIRCUIT

SURGICAL SUPPORT
PRODUCTS

CARDIO-KITS AND PACKS

APPENDIX

Important Safety Information

With DLP pulmonary artery vent cannulae, the degree of suction should be monitored to reduce the possibility of air embolism. Care and caution should be taken to avoid damage to vessels and cardiac tissue during cannulation or other cardiac surgery procedures. For a listing of indications, contraindications, precautions, warnings, and potential adverse events, please refer to the Instructions for Use. Caution: Federal law (USA) restricts this device to sale by or on the order of a physician.





DLP™ Left Heart Vent Catheters

These vent catheters are for direct and indirect venting of the left ventricle and feature perforated tips. A choice of either PVC or silicone is available, along with straight, preformed, or malleable bodies with depth markings. These vents are available in pediatric and adult sizes. Straight body models come with a malleable or stiff guidewire style introducer for easy insertion and placement. All vent catheters terminate with a vented or non-vented 1/4 inch (0.64 cm) connector.



PVC 13 in (33.0 cm) overall length

Preformed 1.5 in (3.8 cm) tip and vented connector

12008	10 Fr (3.3 mm) (8 holes in tip)
-------	------------------------------------

20 per carton

Preformed 2 in (5.1 cm) tip and vented connector

12001	13 Fr (4.3 mm) (14 holes in tip)
-------	-------------------------------------

20 per carton

2 in (5.1 cm) tip, vented connector, and malleable introducer

12101	13 Fr (4.3 mm) (14 holes in tip)
-------	-------------------------------------

20 per carton

PVC 15 in (38.1 cm) overall length

Malleable body and vented connector

12110	10 Fr (3.3 mm) (9 holes in tip)
-------	------------------------------------

12113	13 Fr (4.3 mm) (9 holes in tip)
-------	------------------------------------

12115	15 Fr (5.0 mm) (20 holes in tip)
-------	-------------------------------------

20 per carton



PVC 15 in (38.1 cm) overall length

Malleable body and non-vented connector

12116	16 Fr (5.3 mm) (11 holes in tip)
-------	-------------------------------------

12118	18 Fr (6.0 mm) (11 holes in tip)
-------	-------------------------------------

20 per carton

Silicone 16 in (40.6 cm) overall length

Non-vented connector and malleable introducer

12016	16 Fr (5.3 mm) (20 holes in tip)
-------	-------------------------------------

12002	20 Fr (6.7 mm) (24 holes in tip)
-------	-------------------------------------

Non-vented connector and preformed introducer

12220	20 Fr (6.7 mm) (24 holes in tip)
-------	-------------------------------------

20 per carton

EXTRACORPOREAL
CIRCUIT

CARDIOPLEGIA
CIRCUIT

SUCTION CIRCUIT AND
SURGICAL ACCESSORIES

SUCTION CIRCUIT

SURGICAL SUPPORT
PRODUCTS

CARDIO-KITS AND PACKS

APPENDIX

Important Safety Information

The degree of suction should be monitored to reduce the possibility of air embolism and overdistention of the left ventricle. For a listing of indications, contraindications, precautions, warnings, and potential adverse events, please refer to the Instructions for Use. Caution: Federal law (USA) restricts this device to sale by or on the order of a physician.

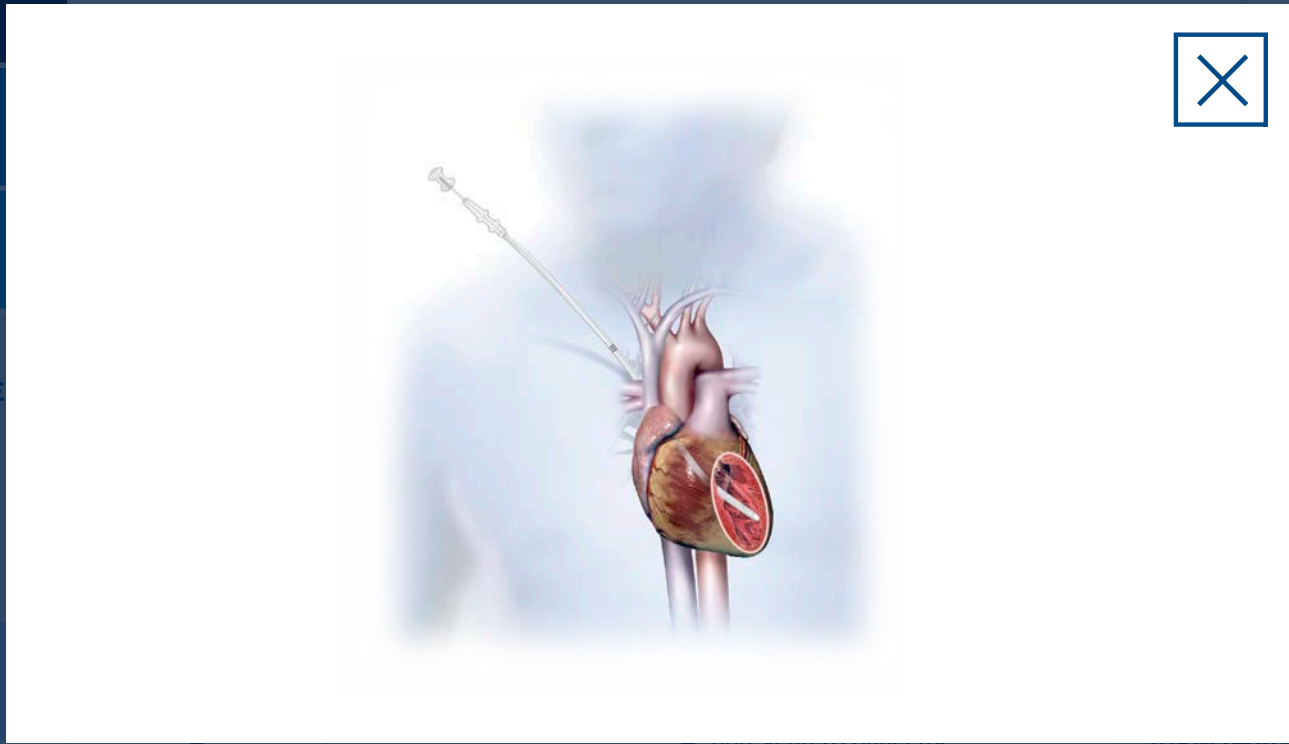

VIEW IMAGES





DLP™ Left Heart Vent Catheters

These vent catheters are for direct and indirect venting of the left ventricle and feature perforated tips. A choice of either PVC or silicone is available, along with straight, preformed, or malleable bodies with depth markings. These vents are available in pediatric and adult sizes. Straight body models come with a malleable or stiff guidewire style introducer for easy insertion and placement. All vent catheters terminate with a vented or non-vented 1/4 inch (0.64 cm) connector.



EXTRACORPOREAL
CIRCUIT

CARDIOPLEGIA
CIRCUIT

SUCTION CIRCUIT AND
SURGICAL ACCESSORIES

SUCTION CIRCUIT

SURGICAL SUPPORT
PRODUCTS

CARDIO-KITS AND PACKS

APPENDIX

0.6 cm) overall length

connector
introducer

Fr (5.3 mm)
(11 holes in tip)

Fr (6.7 mm)
(11 holes in tip)

connector and
roducer

Fr (6.7 mm)
(11 holes in tip)

20 per carton

non-vented connector

12116 16 Fr (5.3 mm)
(11 holes in tip)

12118 18 Fr (6.0 mm)
(11 holes in tip)

20 per carton

Important Safety Information

Care and caution should be taken to avoid damage to vessels and cardiac tissue during cannulation or other cardiac surgery procedures. For a listing of indications, contraindications, precautions, warnings, and potential adverse events, please refer to the Instructions for Use. Caution: Federal law (USA) restricts this device to sale by or on the order of a physician.

VIEW IMAGES





SURGICAL SUPPORT

The largest cannula
portfolio worldwide.

Our commitment
— to you.

**EXTRACORPOREAL
CIRCUIT**

**CARDIOPLEGIA
CIRCUIT**

**SUCTION CIRCUIT AND
SURGICAL ACCESSORIES**

SUCTION CIRCUIT

**SURGICAL SUPPORT
PRODUCTS**

CARDIO-KITS AND PACKS

APPENDIX



Surgical support products are designed to provide timesaving techniques and ease of use — and to facilitate the remainder of the surgical procedure. We offer a wide range of products to ensure that your specific needs are met.





SURGICAL SUPPORT

[DLP™ Disposable Pressure Display Sets >](#)

[DLP™ Tourniquet Sets >](#)

[TourniKwik™ Tourniquet Sets >](#)

[Sure-Snare™ Tourniquet Sets >](#)

[DLP™ Vessel Cannulae >](#)

[DLP™ I.M.A. Cannula >](#)

[DLP™ Arteriotomy Cannulae >](#)

[DLP™ Electro-surgical Knife Cleaner >](#)

[DLP™ Phrenic Nerve Pads >](#)

[DLP™ Coronary Artery Retraction Clips >](#)

[DLP™ Left Atrial Pressure Monitoring Catheter Placement Sets >](#)

[DLP™ IV-decanter >](#)

[DLP™ Rapid Prime Set >](#)

**EXTRACORPOREAL
CIRCUIT**

**CARDIOPLEGIA
CIRCUIT**

**SUCTION CIRCUIT AND
SURGICAL ACCESSORIES**

SUCTION CIRCUIT

**SURGICAL SUPPORT
PRODUCTS**

CARDIO-KITS AND PACKS

APPENDIX

The largest cannula
portfolio worldwide.

Our commitment
— to you.

Surgical support products are designed to provide timesaving techniques and ease of use — and to facilitate the remainder of the surgical procedure. We offer a wide range of products to ensure that your specific needs are met.



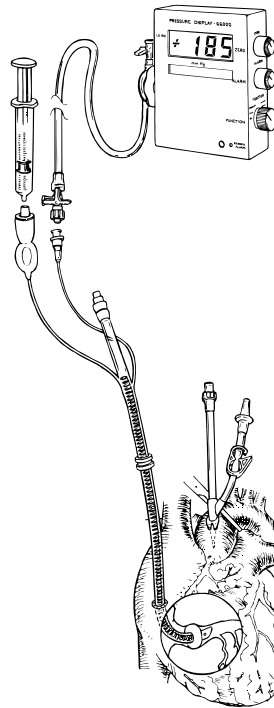


DLP™ Disposable Pressure Display Sets

These display sets are for use with our Pressure Display Box (66000). They feature a silicone diaphragm inside a plastic dome with a stopcock that attaches to the transducer fitting on the Pressure Display Box. This dome is attached to a coil of tubing that terminates with either a male luer or a stopcock for convenient handling.

45 in (1.14 m) overall length

61000	stopcock
62000	male luer
10 per carton	



Important Safety Information

Care and caution should be taken to avoid damage to vessels and cardiac tissue during cannulation or other cardiac surgery procedures. For a listing of indications, contraindications, precautions, warnings, and potential adverse events, please refer to the Instructions for Use. Caution: Federal law (USA) restricts this device to sale by or on the order of a physician.

EXTRACORPOREAL
CIRCUIT

CARDIOPLEGIA
CIRCUIT

SUCTION CIRCUIT AND
SURGICAL ACCESSORIES

SUCTION CIRCUIT

SURGICAL SUPPORT
PRODUCTS

CARDIO-KITS AND PACKS

APPENDIX





DLP™ Tourniquet Sets

These tourniquet sets consist of color-coded tubes in varying lengths and color combinations. They are available for pediatric and adult uses. Wire snares are included with the tube sets.

Standard sets

Tube length of 4 in (10.2 cm) and 6 in (15.2 cm)

79016	12 Fr [3–4 in (10.2 cm) bronze, 3–6 in (15.2 cm) bronze, 2 - snares]
-------	-------------------------------------------------------------------------

40 sets per carton

Tube length of 5.5 in (14.0 cm)

79003	12 Fr (1 - red, 2 - blue, 3 - clear, 1 - snare)
-------	-------------------------------------------------

79015	12 Fr (1 - red, 2 - blue, 5 - clear, 2 - snares)
-------	--------------------------------------------------

40 sets per carton



EXTRACORPOREAL
CIRCUIT

CARDIOPLEGIA
CIRCUIT

SUCTION CIRCUIT AND
SURGICAL ACCESSORIES

SUCTION CIRCUIT

SURGICAL SUPPORT
PRODUCTS

CARDIO-KITS AND PACKS

APPENDIX

Continued on next page >

Important Safety Information

Care and caution should be taken to avoid damage to vessels and cardiac tissue during cannulation or other cardiac surgery procedures. For a listing of indications, contraindications, precautions, warnings, and potential adverse events, please refer to the Instructions for Use. Caution: Federal law (USA) restricts this device to sale by or on the order of a physician.





DLP™ Tourniquet Sets, cont'd.

These tourniquet sets consist of color-coded tubes in varying lengths and color combinations. They are available for pediatric and adult uses. Wire snares are included with the tube sets.

Standard sets

Tube length of 7 in (17.8 cm)

79004	12 Fr (1 - red, 1 - blue, 1 - snare)
79006	12 Fr (1 - red, 1 - blue, 3 - clear, 1 - snare)

40 sets per carton

79022	12 Fr (6 - small O.D. white radiopaque, 1 - snare)
79023	19 Fr (3 - large O.D. white radiopaque, 1 - snare)

20 sets per carton

79026	12 Fr (2 - red, 2 - blue, 2 - clear) and 16 Fr (2 - large O.D. clear, 1 - snare)
79027	12 Fr (2 - red, 1 - blue, 1 - snare)

40 sets per carton

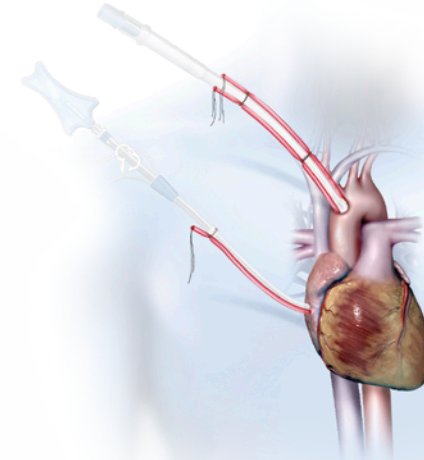
Vena cava sets

Tube length of 7 in (17.8 cm)

79005	12 Fr (3 - clear, 1 - snare)
79009	12 Fr (4 - clear, 1 - snare)

40 sets per carton

79022



79005



Important Safety Information

Care and caution should be taken to avoid damage to vessels and cardiac tissue during cannulation or other cardiac surgery procedures. For a listing of indications, contraindications, precautions, warnings, and potential adverse events, please refer to the Instructions for Use. Caution: Federal law (USA) restricts this device to sale by or on the order of a physician.

EXTRACORPOREAL
CIRCUIT

CARDIOPLEGIA
CIRCUIT

SUCTION CIRCUIT AND
SURGICAL ACCESSORIES

SUCTION CIRCUIT

SURGICAL SUPPORT
PRODUCTS

CARDIO-KITS AND PACKS

APPENDIX





TourniKwik™ Tourniquet Sets

These tourniquet sets consist of bronze-colored tubes in varying lengths that have a quick tie cap attached to one end. These caps eliminate the use of clamps by wrapping the suture string around the cap. Wire snares are included with each set of tubes.

Tube length of 6 in (15.2 cm)

79010	12 Fr (2 - tubes, 1 - snare)
--------------	------------------------------

79011	12 Fr (4 - tubes, 1 - snare)
--------------	------------------------------

40 sets per carton

Tube length of 7.5 in (19.1 cm)

79012	12 Fr (2 - tubes, 1 - snare)
--------------	------------------------------

79013	12 Fr (4 - tubes, 1 - snare)
--------------	------------------------------

40 sets per carton

EXTRACORPOREAL
CIRCUIT

CARDIOPLEGIA
CIRCUIT


SUCTION CIRCUIT AND
SURGICAL ACCESSORIES

SUCTION CIRCUIT

SURGICAL SUPPORT
PRODUCTS

CARDIO-KITS AND PACKS

APPENDIX



Important Safety Information

Care and caution should be taken to avoid damage to vessels and cardiac tissue during cannulation or other cardiac surgery procedures. For a listing of indications, contraindications, precautions, warnings, and potential adverse events, please refer to the Instructions for Use. Caution: Federal law (USA) restricts this device to sale by or on the order of a physician.





Sure-Snare™ Tourniquet Sets

These tourniquet sets consist of bronze-colored tubes in varying lengths that have a plug attached to one end. These plugs eliminate the use of clamps by pushing the plug into the tube end where the suture string exits.

EXTRACORPOREAL
CIRCUIT

CARDIOPLEGIA
CIRCUIT

SUCTION CIRCUIT AND
SURGICAL ACCESSORIES

SUCTION CIRCUIT

SURGICAL SUPPORT
PRODUCTS

CARDIO-KITS AND PACKS

APPENDIX

Tube length of 5 in (12.7 cm)

79020	22 Fr (2 - tubes, 2 - umbilical tapes, 2 - plastic snares)
-------	---------------------------------------------------------------


20 sets per carton



Tube length of 7.5 in (19.1 cm)

79008	12 Fr (2 - tubes, 1 - wire snare)
-------	-----------------------------------

20 sets per carton



Important Safety Information

Care and caution should be taken to avoid damage to vessels and cardiac tissue during cannulation or other cardiac surgery procedures. For a listing of indications, contraindications, precautions, warnings, and potential adverse events, please refer to the Instructions for Use. Caution: Federal law (USA) restricts this device to sale by or on the order of a physician.





DLP™ Vessel Cannulae

These cannulae feature clear and radiopaque bodies and are available with or without a one-way valve. All the cannulae terminate with a female luer and have tips in various sizes and shapes.

30005



30007



2 in (5.1 cm) overall length

Clear body

30003	3 mm blunt tip
-------	----------------

30004	2 mm blunt tip
-------	----------------

30005	4 mm acorn tip
-------	----------------

30007	3 mm beveled tip
-------	------------------

40 per carton

30001



2.5 in (6.4 cm) overall length

Clear body with one-way valve

30000	3 mm beveled tip
-------	------------------

30001	3 mm blunt tip
-------	----------------

40 per carton

30022



30006



2 in (5.1 cm) overall length

Clear body with radiopaque band

30022	3 mm blunt tip
-------	----------------

20 per carton

2 in (5.1 cm) overall length

Radiopaque body

30006	3 mm beveled tip
-------	------------------

30023	3 mm blunt tip
-------	----------------

40 per carton



2.5 in (6.4 cm) overall length

Radiopaque body with one-way valve

30021	3 mm blunt tip
-------	----------------

40 per carton

Important Safety Information

Care and caution should be taken to avoid damage to vessels and cardiac tissue during cannulation or other cardiac surgery procedures. For a listing of indications, contraindications, precautions, warnings, and potential adverse events, please refer to the Instructions for Use. Caution: Federal law (USA) restricts this device to sale by or on the order of a physician.

EXTRACORPOREAL
CIRCUIT

CARDIOPLEGIA
CIRCUIT

SUCTION CIRCUIT AND
SURGICAL ACCESSORIES

SUCTION CIRCUIT

SURGICAL SUPPORT
PRODUCTS

CARDIO-KITS AND PACKS

APPENDIX





EXTRACORPOREAL CIRCUIT

CARDIOPLEGIA CIRCUIT

SUCTION CIRCUIT AND SURGICAL ACCESSORIES

SUCTION CIRCUIT

SURGICAL SUPPORT PRODUCTS

CARDIO-KITS AND PACKS

APPENDIX

DLP™ I.M.A. Cannula

This cannula features a stainless steel shaft with a bulb-shaped tip terminating with a female luer.

1.8 in (4.6 cm) overall length

31001	1 mm tip
-------	----------

20 per carton



DLP™ Arteriotomy Cannulae

These cannulae feature a polyurethane tube with a bulb-shaped radiopaque tip connected to a winged female luer.

1.3 in (3.3 cm) overall length

31002	2 mm tip
-------	----------

31003	3 mm tip
-------	----------

20 per carton



2.3 in (5.8 cm) overall length

31102	2 mm tip
-------	----------

31103	3 mm tip
-------	----------

31104	4 mm tip
-------	----------

31105	5 mm tip
-------	----------

31106	6 mm tip
-------	----------

20 per carton



Important Safety Information

Care and caution should be taken to avoid damage to vessels and cardiac tissue during cannulation or other cardiac surgery procedures. For a listing of indications, contraindications, precautions, warnings, and potential adverse events, please refer to the Instructions for Use. Caution: Federal law (USA) restricts this device to sale by or on the order of a physician.





DLP™ Electro-surgical Knife Cleaner

This device keeps electro-surgical knife blades clean with a quick swipe. It features a stainless steel spring attached to a plastic base, which has a self-adhesive pad. This allows the device to be placed at the most convenient site for the surgeon.

2.5 in (6.4 cm) overall length

60001

40 per carton



EXTRACORPOREAL
CIRCUIT

CARDIOPLEGIA
CIRCUIT

SUCTION CIRCUIT AND
SURGICAL ACCESSORIES

SUCTION CIRCUIT

SURGICAL SUPPORT
PRODUCTS

CARDIO-KITS AND PACKS

APPENDIX

Important Safety Information

Care and caution should be taken to avoid damage to vessels and cardiac tissue during cannulation or other cardiac surgery procedures. For a listing of indications, contraindications, precautions, warnings, and potential adverse events, please refer to the Instructions for Use. Caution: Federal law (USA) restricts this device to sale by or on the order of a physician.



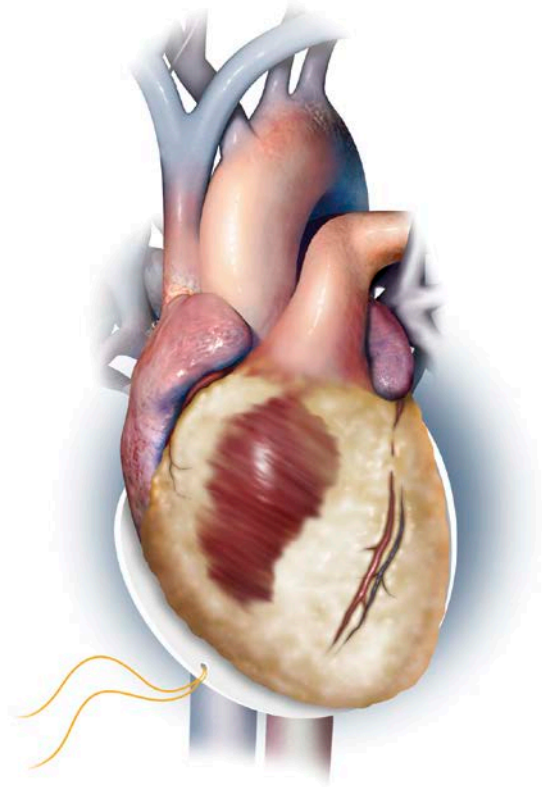


DLP™ Phrenic Nerve Pads

These pads are designed to help protect the phrenic nerve from the extreme cold during surgery. They are made of a closed-cell foam and contain slots. These slots can hold a pericardial sump in place. A radiopaque marker is tied to the pad.

38002	medium
38003	large

10 per carton



**EXTRACORPOREAL
CIRCUIT**

**CARDIOPLEGIA
CIRCUIT**

**SUCTION CIRCUIT AND
SURGICAL ACCESSORIES**

SUCTION CIRCUIT

**SURGICAL SUPPORT
PRODUCTS**

CARDIO-KITS AND PACKS

APPENDIX

Important Safety Information

Care and caution should be taken to avoid damage to vessels and cardiac tissue during cannulation or other cardiac surgery procedures. For a listing of indications, contraindications, precautions, warnings, and potential adverse events, please refer to the Instructions for Use. Caution: Federal law (USA) restricts this device to sale by or on the order of a physician.

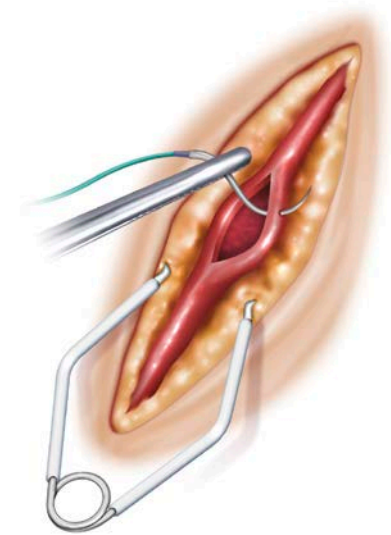




DLP™ Coronary Artery Retraction Clips

These clips are designed to help improve exposure to a coronary anastomosis site. Small prongs grab and gently hold tissue away from the vessel to improve vision.

16130	3.0 mm prong length
16150	5.0 mm prong length
<i>10 per carton</i>	



**EXTRACORPOREAL
CIRCUIT**

**CARDIOPLEGIA
CIRCUIT**

**SUCTION CIRCUIT AND
SURGICAL ACCESSORIES**

SUCTION CIRCUIT

**SURGICAL SUPPORT
PRODUCTS**

CARDIO-KITS AND PACKS

APPENDIX

Important Safety Information

Care and caution should be taken to avoid damage to vessels and cardiac tissue during cannulation or other cardiac surgery procedures. For a listing of indications, contraindications, precautions, warnings, and potential adverse events, please refer to the Instructions for Use. Caution: Federal law (USA) restricts this device to sale by or on the order of a physician.






DLP™ Left Atrial Pressure Monitoring Catheter Placement Sets

These sets are an ideal option for measuring cardiac performance postoperatively. The catheters measure left atrial pressure in real time to accurately display critical preload pressures of the left heart. The catheter tubing has depth markings and is attached to a female luer. There is a self-adhesive anchoring collar for securing the catheter at the desired location.

24 in (61.0 cm) overall length

50010	3 Fr (1.0 mm) catheter with 2–17 ga peel-away needles
50011	5 Fr (1.7 mm) catheter with 2–14 ga peel-away needles
10 per carton	



Catheter Models 50010 and 50011 are inserted through the chest wall and into the right superior pulmonary vein using two peel-away needles. The peel-away needles permit catheter insertion through the chest wall and pulmonary vein without utilizing an integral introducer.

Important Safety Information

Care and caution should be taken to avoid damage to vessels and cardiac tissue during cannulation or other cardiac surgery procedures. For a listing of indications, contraindications, precautions, warnings, and potential adverse events, please refer to the Instructions for Use. Caution: Federal law (USA) restricts this device to sale by or on the order of a physician.

EXTRACORPOREAL
CIRCUIT

CARDIOPLEGIA
CIRCUIT

SUCTION CIRCUIT AND
SURGICAL ACCESSORIES

SUCTION CIRCUIT

SURGICAL SUPPORT
PRODUCTS

CARDIO-KITS AND PACKS

APPENDIX





DLP™ IV-decanter

This decanter includes several features to facilitate aseptic decanting of fluids from intravenous containers. It includes a large-bore spike that is attached to flexible tubing. This decanter also features a clamp, thereby eliminating spillage, reducing contamination.

8.5 in (21.6 cm) overall length

40040	Flexible tubing and clamp
--------------	---------------------------

20 per carton



**EXTRACORPOREAL
CIRCUIT**

**CARDIOPLEGIA
CIRCUIT**

**SUCTION CIRCUIT AND
SURGICAL ACCESSORIES**

SUCTION CIRCUIT

**SURGICAL SUPPORT
PRODUCTS**

CARDIO-KITS AND PACKS

APPENDIX

Important Safety Information

Care and caution should be taken to avoid damage to vessels and cardiac tissue during cannulation or other cardiac surgery procedures. For a listing of indications, contraindications, precautions, warnings, and potential adverse events, please refer to the Instructions for Use. Caution: Federal law (USA) restricts this device to sale by or on the order of a physician.





DLP™ Rapid Prime Set

This set facilitates the transfer of fluids during the priming of the circuit. It features a large-bore spike attached to flexible tubing with a clamp, and terminates with a male luer.

14 in (35.6 cm) overall length

With male luer

10021

10 per carton



EXTRACORPOREAL
CIRCUIT

CARDIOPLEGIA
CIRCUIT

SUCTION CIRCUIT AND
SURGICAL ACCESSORIES

SUCTION CIRCUIT

SURGICAL SUPPORT
PRODUCTS

CARDIO-KITS AND PACKS

APPENDIX

Important Safety Information

Care and caution should be taken to avoid damage to vessels and cardiac tissue during cannulation or other cardiac surgery procedures. For a listing of indications, contraindications, precautions, warnings, and potential adverse events, please refer to the Instructions for Use. Caution: Federal law (USA) restricts this device to sale by or on the order of a physician.





CARDIO-KITS AND PACKS

**EXTRACORPOREAL
CIRCUIT**

**CARDIOPLEGIA
CIRCUIT**

**SUCTION CIRCUIT AND
SURGICAL ACCESSORIES**

SUCTION CIRCUIT
SURGICAL SUPPORT
PRODUCTS

CARDIO-KITS AND PACKS

APPENDIX



The Medtronic Cardio-Kit is designed for you. Medtronic understands that each surgeon and cardiopulmonary circuit is unique, and we offer you the ability to customize a Cardio-Kit of Medtronic cannulae to your specifications. The Cardio-Kit provides simplified packaging, procedure efficiency, and a streamlined ordering process designed to meet your specific needs.





CARDIO-KITS AND PACKS

[DLP™ Cardio-Kits >](#)

[DLP™ Cardioplegia Pack >](#)

**EXTRACORPOREAL
CIRCUIT**

**CARDIOPLEGIA
CIRCUIT**

**SUCTION CIRCUIT AND
SURGICAL ACCESSORIES**

SUCTION CIRCUIT
SURGICAL SUPPORT
PRODUCTS

CARDIO-KITS AND PACKS

APPENDIX

The Medtronic Cardio-Kit is designed for you. Medtronic understands that each surgeon and cardiopulmonary circuit is unique, and we offer you the ability to customize a Cardio-Kit of Medtronic cannulae to your specifications. The Cardio-Kit provides simplified packaging, procedure efficiency, and a streamlined ordering process designed to meet your specific needs.





DLP™ Cardio-Kits

Instead of ordering all your products separately, have a custom kit made specifically for you. Medtronic Cardio-Kits contain invaluable tools for surgeons, nurses, and purchasing teams.



EXTRACORPOREAL
CIRCUIT

CARDIOPLEGIA
CIRCUIT

SUCTION CIRCUIT AND
SURGICAL ACCESSORIES

SUCTION CIRCUIT
SURGICAL SUPPORT
PRODUCTS

CARDIO-KITS AND PACKS

APPENDIX

Built to Your Specification

This enables the surgical team to choose the Medtronic DLP cannulae they prefer.

Simplified Packaging

Keeps products neatly organized and reduces unnecessary waste of multiple product pouches.

Easy to Order

Instead of ordering multiple product codes separately, only one code is ordered and stocked.

Easy to Use

All Medtronic DLP products are placed on the surgical field at one time and ready to use.

Personalized Tray and Label

The products you need are in one package with a label that we'll personalize with the surgeon's name, procedure being performed, or other title of your choice.

5 kits/packs per carton

Important Safety Information

Care and caution should be taken to avoid damage to vessels and cardiac tissue during cannulation or other cardiac surgery procedures. For a listing of indications, contraindications, precautions, warnings, and potential adverse events, please refer to the Instructions for Use. Caution: Federal law (USA) restricts this device to sale by or on the order of a physician.





DLP™ Cardioplegia Pack

Pack Information

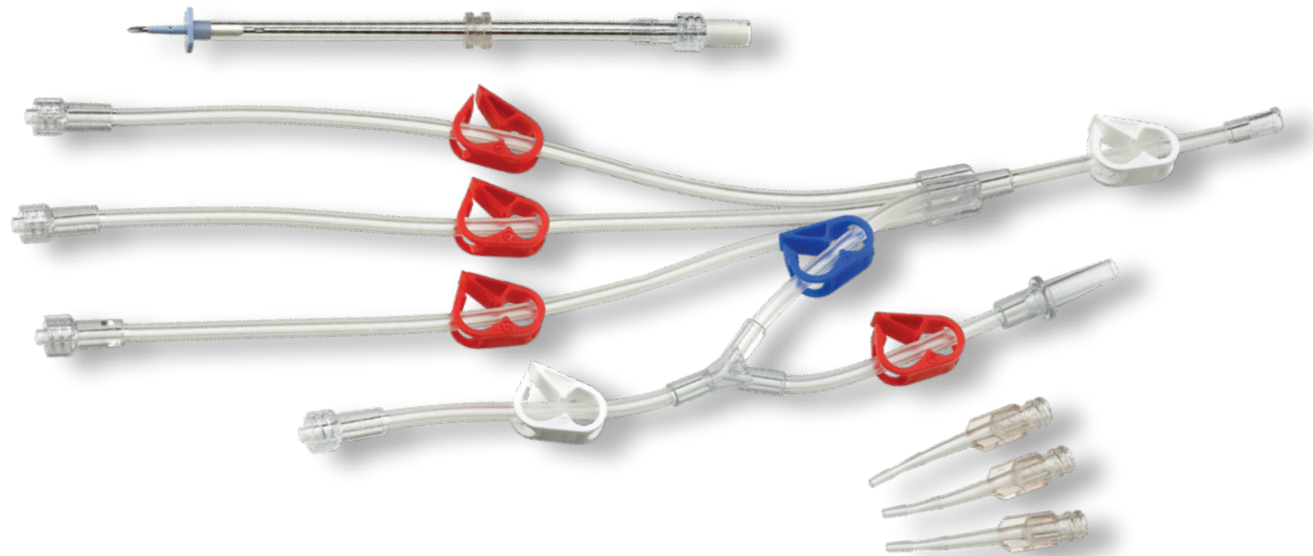
11440

1 each 10014 DLP Aortic Root Cannula

1 each 14001 DLP Multiple Perfusion Set

3 each 30003 DLP Vessel Cannulae

10 per carton



EXTRACORPOREAL
CIRCUIT

CARDIOPLEGIA
CIRCUIT

SUCTION CIRCUIT AND
SURGICAL ACCESSORIES

SUCTION CIRCUIT
SURGICAL SUPPORT
PRODUCTS

CARDIO-KITS AND PACKS

APPENDIX

Important Safety Information

Care and caution should be taken to avoid damage to vessels and cardiac tissue during cannulation or other cardiac surgery procedures. For a listing of indications, contraindications, precautions, warnings, and potential adverse events, please refer to the Instructions for Use. Caution: Federal law (USA) restricts this device to sale by or on the order of a physician.





PRODUCTS APPENDIX

EXTRACORPOREAL CIRCUIT

CARDIOPLEGIA CIRCUIT

SUCTION CIRCUIT AND SURGICAL ACCESSORIES

APPENDIX

4948	Soft-Flow® Extended Arterial Cannulae, 21 Fr (7.0 mm)	>	6392	Soft-Flow® Angled Arterial Cannulae, 21 Fr (7.0 mm)	>
4949	Soft-Flow® Extended Arterial Cannulae, 21 Fr (7.0 mm)	>	6394	Soft-Flow® Angled Arterial Cannulae, 21 Fr (7.0 mm)	>
4950	Soft-Flow® Extended Arterial Cannulae, 24 Fr (8.0 mm)	>	7071	Soft-Flow® Angled Arterial Cannulae, 18 Fr (6.0 mm)	>
4951	Soft-Flow® Extended Arterial Cannulae, 24 Fr (8.0 mm)	>	7072	Soft-Flow® Angled Arterial Cannulae, 18 Fr (6.0 mm)	>
5761	Soft-Flow® Angled Arterial Cannulae, 21 Fr (7.0 mm)	>	7080	Soft-Flow® Angled Arterial Cannulae, 18 Fr (6.0 mm)	>
5762	Soft-Flow® Angled Arterial Cannulae, 24 Fr (8.0 mm)	>	10001	DLP™ Straight Venting Adapters	>
5767	Soft-Flow® Angled Arterial Cannulae, 21 Fr (7.0 mm)	>	10001K	DLP™ Straight Venting Adapters	>
5768	Soft-Flow® Angled Arterial Cannulae, 24 Fr (8.0 mm)	>	10003	DLP™ “Y” Type Recirculating Adapters	>
5798	Soft-Flow® Straight Arterial Cannulae, 21 Fr (7.0 mm)	>	10004	DLP™ “Y” Type Coronary Perfusion Adapters	>
5841	Soft-Flow® Straight Arterial Cannulae, 24 Fr (8.0 mm)	>	10004D	DLP™ “Y” Type Coronary Perfusion Adapters	>
5842	Soft-Flow® Straight Arterial Cannulae, 21 Fr (7.0 mm)	>	10005	DLP™ “Y” Type Venting Adapters	>
5843	Soft-Flow® Straight Arterial Cannulae, 24 Fr (8.0 mm)	>	10005BH	DLP™ “Y” Type Adapters	>
6384	Soft-Flow® Angled Arterial Cannulae, 24 Fr (8.0 mm)	>	10005OS	DLP™ “Y” Type Adapters	>
6386	Soft-Flow® Angled Arterial Cannulae, 24 Fr (8.0 mm)	>	10007	DLP™ Perfusion Adapters, ¼ in (0.64 cm) barbed connector	>
			10008	DLP™ Perfusion Adapters, ⅜ in (0.95 cm) barbed connector	>
			10009	DLP™ Aortic Root Cannulae, 9 ga (11 Fr)	>
			10010	DLP™ Vein Graft Cannula	>





PRODUCTS APPENDIX

EXTRACORPOREAL CIRCUIT

CARDIOPLEGIA CIRCUIT

SUCTION CIRCUIT AND SURGICAL ACCESSORIES

APPENDIX

10012	DLP™ Aortic Root Cannulae, 12 ga (9 Fr)	>	10114	DLP™ Aortic Root Cannulae, 14 ga (7 Fr)	>
10014	DLP™ Aortic Root Cannulae, 14 ga (7 Fr)	>	10218	DLP™ Aortic Root Cannulae, 18 ga (4 Fr)	>
10016	DLP™ Aortic Root Cannulae, 16 ga (5 Fr)	>	10313	DLP™ Cardioplegia Needles, 13 ga (8 Fr)	>
10018	DLP™ Aortic Root Cannulae, 18 ga (4 Fr)	>	10534	DLP™ “Y” Type Venting Adapters	>
10021	DLP™ Rapid Prime Set	>	10700	DLP™ “Y” Type Coronary Perfusion Adapters	>
10022	DLP™ Perfusion Adapters, ¼ in (0.64 cm) barbed connector	>	10706	DLP™ “Y” Type Coronary Perfusion Adapters	>
10050	DLP™ Cardiac Suction Tubes, 6 Fr (2.0 mm)	>	10710	DLP™ “Y” Type Coronary Perfusion Adapters	>
10051	DLP™ Cardiac Suction Tubes, 6 Fr (2.0 mm)	>	11001	DLP™ Extension Line Adapters, 10 in (25.4 cm) length	>
10052	DLP™ Cardiac Suction Tubes, 6 Fr (2.0 mm)	>	11001G	DLP™ Extension Line Adapters, 20 in (50.8 cm) length	>
10053	DLP™ Cardiac Suction Tubes, 6 Fr (2.0 mm)	>	11012	DLP™ Aortic Root Cannulae, 12 ga (9 Fr)	>
10060	DLP™ Intracardiac Suction Tube, 10 Fr (3.3 mm)	>	11012L	MiAR™ Cannulae, 12 ga (9 Fr)	>
10061	DLP™ Rigid Suction Tubes, Macro Sucker, 20 Fr (6.7 mm)	>	11014	DLP™ Aortic Root Cannulae, 14 ga (7 Fr)	>
10062	DLP™ Rigid Suction Tubes, Mini Sucker, 9 Fr (3.0 mm)	>	11014L	MiAR™ Cannulae, 14 ga (7 Fr)	>
10112	DLP™ Aortic Root Cannulae, 12 ga (9 Fr)	>	11316	DLP™ Cardioplegia Needles, 16 ga (5 Fr)	>
		>	11440	DLP™ Cardioplegia Pack	>





PRODUCTS APPENDIX

EXTRACORPOREAL CIRCUIT

CARDIOPLEGIA CIRCUIT

SUCTION CIRCUIT AND SURGICAL ACCESSORIES

APPENDIX

12001	DLP™ Left Heart Vent Catheters, 13 Fr (4.3 mm)	>	12116	DLP™ Left Heart Vent Catheters, 16 Fr (5.3 mm)	>
12002	DLP™ Left Heart Vent Catheters, 20 Fr (6.7 mm)	>	12118	DLP™ Left Heart Vent Catheters, 18 Fr (6.0 mm)	>
12004	DLP™ Pulmonary Artery Vent Cannula, 16 Fr (5.3 mm)	>	12218	DLP™ Aortic Root Cannulae, 18 ga (4 Fr)	>
12006	DLP™ Aortic Air Aspirating Needle, 16 ga (5 Fr)	>	12220	DLP™ Left Heart Vent Catheters, 20 Fr (6.7 mm)	>
12008	DLP™ Left Heart Vent Catheters, 10 Fr (3.3 mm)	>	13000	ARISS™ Perfusion Switches	>
12010	DLP™ Pericardial Sumps, ¼ in (0.64 cm) connector	>	13001	DLP™ Antegrade/Retrograde Adapter	>
12012	DLP™ Intracardiac Sumps, 20 Fr (6.7 mm)	>	13002	DLP™ Perfusion/Venting Adapter	>
12013	DLP™ Intracardiac Sumps, 12 Fr (4.0 mm)	>	13003	DLP™ Cardioplegia Management Set	>
12016	DLP™ Left Heart Vent Catheters, 16 Fr (5.3 mm)	>	13004	ARISS™ Perfusion Switches	>
12101	DLP™ Left Heart Vent Catheters, 13 Fr (4.3 mm)	>	14000	DLP™ Multiple Perfusion Sets	>
12110	DLP™ Left Heart Vent Catheters, 10 Fr (3.3 mm)	>	14001	DLP™ Multiple Perfusion Sets	>
12112	DLP™ Pericardial/Intracardiac Sumps, 20 Fr (6.7 mm)	>	14003	DLP™ Multiple Perfusion Sets	>
12113	DLP™ Left Heart Vent Catheters, 13 Fr (4.3 mm)	>	14006	DLP™ Multiple Perfusion Sets	>
12115	DLP™ Left Heart Vent Catheters, 15 Fr (5.0 mm)	>	14007	DLP™ Multiple Perfusion Sets	>
			14008	DLP™ Multiple Perfusion Sets	>
			14013	DLP™ Multiple Perfusion Sets	>
			14017	DLP™ Multiple Perfusion Sets	>
			14031	DLP™ Multiple Perfusion Sets	>
			15004	DLP™ Cardioplegia Adapter with Pressure Port	>





PRODUCTS APPENDIX

EXTRACORPOREAL CIRCUIT

CARDIOPLEGIA CIRCUIT

SUCTION CIRCUIT AND SURGICAL ACCESSORIES

APPENDIX

16130	DLP™ Coronary Artery Retraction Clips	>	24009	DLP™ Aortic Root Cannulae with Vent Line, 9 ga (11 Fr)	>
16150	DLP™ Coronary Artery Retraction Clips	>	25009	DLP™ Pressure Monitoring Extension Line Adapters	>
20009	DLP™ Aortic Root Cannulae with Vent Line, 9 ga (11 Fr)	>	25010	DLP™ Pressure Monitoring Extension Line Adapters	>
20012	DLP™ Aortic Root Cannulae with Vent Line, 12 ga (9 Fr)	>	30000	DLP™ Vessel Cannulae, 3 mm beveled tip	>
20012S	DLP™ Aortic Root Cannulae with Vent Line, 12 ga (9 Fr)	>	30001	DLP™ Vessel Cannulae, 3 mm blunt tip	>
20014	DLP™ Aortic Root Cannulae with Vent Line, 14 ga (7 Fr)	>	30003	DLP™ Vessel Cannulae, 3 mm blunt tip	>
20014L	DLP™ Aortic Root Cannulae with Vent Line, 14 ga (7 Fr)	>	30004	DLP™ Vessel Cannulae, 2 mm blunt tip	>
20016	DLP™ Aortic Root Cannulae with Vent Line, 16 ga (5 Fr)	>	30005	DLP™ Vessel Cannulae, 4 mm acorn tip	>
20112	DLP™ Aortic Root Cannulae with Vent Line, 12 ga (9 Fr)	>	30006	DLP™ Vessel Cannulae, 3 mm beveled tip	>
20114	DLP™ Aortic Root Cannulae with Vent Line, 14 ga (7 Fr)	>	30007	DLP™ Vessel Cannulae, 3 mm beveled tip	>
20114HWF	DLP™ Aortic Root Cannulae with Vent Line, 14 ga (7 Fr)	>	30010	DLP™ Coronary Artery Ostial Cannulae, 10 Fr (3.3 mm)	>
20114WF	DLP™ Aortic Root Cannulae with Vent Line, 14 ga (7 Fr)	>	30011	DLP™ Coronary Artery Ostial Cannulae	>
21012	DLP™ Aortic Root Cannulae with Vent Line, 12 ga (9 Fr)	>	30012	DLP™ Coronary Artery Ostial Cannulae, 12 Fr (4.0 mm)	>
21014	DLP™ Aortic Root Cannulae with Vent Line, 14 ga (7 Fr)	>	30014	DLP™ Coronary Artery Ostial Cannulae, 14 Fr (4.7 mm)	>
23009	DLP™ Aortic Root Cannulae, 9 ga (11 Fr)	>			





PRODUCTS APPENDIX

EXTRACORPOREAL CIRCUIT

CARDIOPLEGIA CIRCUIT

SUCTION CIRCUIT AND SURGICAL ACCESSORIES

APPENDIX

30021	DLP™ Vessel Cannulae, 3 mm blunt tip	>	30317	DLP™ Silicone Coronary Artery Ostial Cannulae, 17 Fr (5.7 mm)	>
30022	DLP™ Vessel Cannulae, 3 mm blunt tip	>	30320	DLP™ Silicone Coronary Artery Ostial Cannulae, 20 Fr (6.7 mm)	>
30023	DLP™ Vessel Cannulae, 3 mm blunt tip	>	30401	DLP™ Dual Lumen Aortic Root Cannulae with Vent Line, 12 ga (9 Fr)	>
30050	DLP™ Coronary Artery Ostial Cannulae	>	31001	DLP™ I.M.A. Cannulae, 1 mm tip	>
30055	DLP™ Coronary Artery Ostial Cannulae	>	31002	DLP™ Arteriotomy Cannulae, 2 mm tip	>
30110	DLP™ High Flow Coronary Artery Ostial Cannulae, 10 Fr (3.3 mm)	>	31003	DLP™ Arteriotomy Cannulae, 3 mm tip	>
30112	DLP™ High Flow Coronary Artery Ostial Cannulae, 12 Fr (4.0 mm)	>	31102	DLP™ Arteriotomy Cannulae, 2 mm tip	>
30114	DLP™ High Flow Coronary Artery Ostial Cannulae, 14 Fr (4.7 mm)	>	31103	DLP™ Arteriotomy Cannulae, 3 mm tip	>
30155	DLP™ High Flow Coronary Artery Ostial Cannulae, 10 Fr (3.3 mm)	>	31104	DLP™ Arteriotomy Cannulae, 4 mm tip	>
30212	DLP™ High Flow Coronary Artery Ostial Cannulae, 12 Fr (4.0 mm)	>	31105	DLP™ Arteriotomy Cannulae, 5 mm tip	>
30255	DLP™ High Flow Coronary Artery Ostial Cannulae, 10 Fr (3.3 mm)	>	31106	DLP™ Arteriotomy Cannulae, 6 mm tip	>
30315	DLP™ Silicone Coronary Artery Ostial Cannulae, 15 Fr (5.0 mm)	>	38002	DLP™ Phrenic Nerve Pads	>
		>	38003	DLP™ Phrenic Nerve Pads	>
		>	40040	DLP™ IV-decanter	>





PRODUCTS APPENDIX

EXTRACORPOREAL CIRCUIT

CARDIOPLEGIA CIRCUIT

SUCTION CIRCUIT AND SURGICAL ACCESSORIES

APPENDIX

50010	DLP™ Left Atrial Pressure Monitoring Catheter Placement Sets, 3 Fr (1.0 mm)	>	66122	DLP™ Single Stage Venous Cannulae, 22 Fr (7.3 mm)	>
50011	DLP™ Left Atrial Pressure Monitoring Catheter Placement Sets, 5 Fr (1.7 mm)	>	66124	DLP™ Single Stage Venous Cannulae, 24 Fr (8.0 mm)	>
57414	DLP™ Femoral Arterial Cannulae, 14 Fr (4.7 mm)	>	66126	DLP™ Single Stage Venous Cannulae, 26 Fr (8.7 mm)	>
57417	DLP™ Femoral Arterial Cannulae, 17 Fr (5.7 mm)	>	66128	DLP™ Single Stage Venous Cannulae, 28 Fr (9.3 mm)	>
57421	DLP™ Femoral Arterial Cannulae, 21 Fr (7.0 mm)	>	66130	DLP™ Single Stage Venous Cannulae, 30 Fr (10.0 mm)	>
58521	DLP™ Femoral Venous Cannulae, 21 Fr (7.0 mm)	>	66132	DLP™ Single Stage Venous Cannulae, 32 Fr (10.7 mm)	>
60001	DLP™ Electro-surgical Knife Cleaner	>	66134	DLP™ Single Stage Venous Cannulae, 34 Fr (11.3 mm)	>
61000	DLP™ Disposable Pressure Display Sets	>	66136	DLP™ Single Stage Venous Cannulae, 36 Fr (12.0 mm)	>
62000	DLP™ Disposable Pressure Display Sets	>	66140	DLP™ Single Stage Venous Cannulae, 40 Fr (13.3 mm)	>
66112	DLP™ Single Stage Venous Cannulae, 12 Fr (4.0 mm)	>	66236	DLP™ Single Stage Venous Cannulae, 36 Fr (12.0 mm)	>
66114	DLP™ Single Stage Venous Cannulae, 14 Fr. (4.7 mm)	>	67312	DLP™ Single Stage Venous Cannulae with Right Angle Metal Tip, 12 Fr (4.0 mm)	>
66116	DLP™ Single Stage Venous Cannulae, 16 Fr (5.3 mm)	>	67314	DLP™ Single Stage Venous Cannulae with Right Angle Metal Tip, 14 Fr (4.7 mm)	>
66118	DLP™ Single Stage Venous Cannulae, 18 Fr (6.0 mm)	>			
66120	DLP™ Single Stage Venous Cannulae, 20 Fr (6.7 mm)	>			





PRODUCTS APPENDIX

EXTRACORPOREAL CIRCUIT

CARDIOPLEGIA CIRCUIT

SUCTION CIRCUIT AND SURGICAL ACCESSORIES

APPENDIX

67316	DLP™ Single Stage Venous Cannulae with Right Angle Metal Tip, 16 Fr (5.3 mm)	>	67526	DLP™ Right Angle Single Stage Venous Cannulae, 26 Fr (8.7 mm)	>
67318	DLP™ Single Stage Venous Cannulae with Right Angle Metal Tip, 18 Fr (6.0 mm)	>	67528	DLP™ Right Angle Single Stage Venous Cannulae, 28 Fr (9.3 mm)	>
67320	DLP™ Single Stage Venous Cannulae with Right Angle Metal Tip, 20 Fr (6.7 mm)	>	67530	DLP™ Right Angle Single Stage Venous Cannulae, 30 Fr (10.0 mm)	>
67512	DLP™ Right Angle Single Stage Venous Cannulae, 12 Fr (4.0 mm)	>	67532	DLP™ Right Angle Single Stage Venous Cannulae, 32 Fr (10.7 mm)	>
67514	DLP™ Right Angle Single Stage Venous Cannulae, 14 Fr (4.7 mm)	>	67534	DLP™ Right Angle Single Stage Venous Cannulae, 34 Fr (11.3 mm)	>
67516	DLP™ Right Angle Single Stage Venous Cannulae, 16 Fr (5.3 mm)	>	67636	DLP™ Right Angle Single Stage Venous Cannulae, 36 Fr (12.0 mm)	>
67518	DLP™ Right Angle Single Stage Venous Cannulae, 18 Fr (6.0 mm)	>	67638	DLP™ Right Angle Single Stage Venous Cannulae, 38 Fr (12.7 mm)	>
67520	DLP™ Right Angle Single Stage Venous Cannulae, 20 Fr (6.7 mm)	>	68112	DLP™ Malleable Single Stage Venous Cannulae, 12 Fr (4.0 mm)	>
67522	DLP™ Right Angle Single Stage Venous Cannulae, 22 Fr (7.3 mm)	>	68114	DLP™ Malleable Single Stage Venous Cannulae, 14 Fr (4.7 mm)	>
67524	DLP™ Right Angle Single Stage Venous Cannulae, 24 Fr (8.0 mm)	>			





PRODUCTS APPENDIX

EXTRACORPOREAL CIRCUIT

CARDIOPLEGIA CIRCUIT

SUCTION CIRCUIT AND SURGICAL ACCESSORIES

APPENDIX

68116	DLP™ Malleable Single Stage Venous Cannulae, 16 Fr (5.3 mm)	>	68136	DLP™ Malleable Single Stage Venous Cannulae, 36 Fr (12.0 mm)	>
68118	DLP™ Malleable Single Stage Venous Cannulae, 18 Fr (6.0 mm)	>	68138	DLP™ Malleable Single Stage Venous Cannulae, 38 Fr (12.7 mm)	>
68120	DLP™ Malleable Single Stage Venous Cannulae, 20 Fr (6.7 mm)	>	69312	DLP™ Single Stage Venous Cannulae with Right Angle Metal Tip, 12 Fr (4.0 mm)	>
68122	DLP™ Malleable Single Stage Venous Cannulae, 22 Fr (7.3 mm)	>	69314	DLP™ Single Stage Venous Cannulae with Right Angle Metal Tip, 14 Fr (4.7 mm)	>
68124	DLP™ Malleable Single Stage Venous Cannulae, 24 Fr (8.0 mm)	>	69316	DLP™ Single Stage Venous Cannulae with Right Angle Metal Tip, 16 Fr (5.3 mm)	>
68126	DLP™ Malleable Single Stage Venous Cannulae, 26 Fr (8.7 mm)	>	69318	DLP™ Single Stage Venous Cannulae with Right Angle Metal Tip, 18 Fr (6.0 mm)	>
68128	DLP™ Malleable Single Stage Venous Cannulae, 28 Fr (9.3 mm)	>	69320	DLP™ Single Stage Venous Cannulae with Right Angle Metal Tip, 20 Fr (6.7 mm)	>
68130	DLP™ Malleable Single Stage Venous Cannulae, 30 Fr (10.0 mm)	>	69322	DLP™ Single Stage Venous Cannulae with Right Angle Metal Tip, 22 Fr (7.3 mm)	>
68132	DLP™ Malleable Single Stage Venous Cannulae, 32 Fr (10.7 mm)	>	69324	DLP™ Single Stage Venous Cannulae with Right Angle Metal Tip, 24 Fr (8.0 mm)	>
68134	DLP™ Malleable Single Stage Venous Cannulae, 34 Fr (11.3 mm)	>			





PRODUCTS APPENDIX

EXTRACORPOREAL CIRCUIT

CARDIOPLEGIA CIRCUIT

SUCTION CIRCUIT AND SURGICAL ACCESSORIES

APPENDIX

69328	DLP™ Single Stage Venous Cannulae with Right Angle Metal Tip, 28 Fr (9.3 mm)	>	72124	Select Series™ Straight Tip Arterial Cannulae, 24 Fr (8.0 mm)	>
69331	DLP™ Single Stage Venous Cannulae with Right Angle Metal Tip, 31 Fr (10.3 mm)	>	72220	Select Series™ Straight Tip Arterial Cannulae, 20 Fr (6.7 mm)	>
69428	DLP™ Single Stage Venous Cannulae with Right Angle Metal Tip, 28 Fr (9.3 mm)	>	72222	Select Series™ Straight Tip Arterial Cannulae, 22 Fr (7.3 mm)	>
69431	DLP™ Single Stage Venous Cannulae with Right Angle Metal Tip, 31 Fr (10.3 mm)	>	72224	Select Series™ Straight Tip Arterial Cannulae, 24 Fr (8.0 mm)	>
70420	DLP™ Flexible Arch Arterial Cannulae, 20 Fr (6.7 mm)	>	72420	Select Series™ Angled Tip Arterial Cannulae, 20 Fr (6.7 mm)	>
70422	DLP™ Flexible Arch Arterial Cannulae, 22 Fr (7.3 mm)	>	72422	Select Series™ Angled Tip Arterial Cannulae, 22 Fr (7.3 mm)	>
70424	DLP™ Flexible Arch Arterial Cannulae, 24 Fr (8.0 mm)	>	72424	Select Series™ Angled Tip Arterial Cannulae, 24 Fr (8.0 mm)	>
71420	DLP™ Flexible Arch Arterial Cannulae, 20 Fr (6.7 mm)	>	72520	Select Series™ Angled Tip Arterial Cannulae, 20 Fr (6.7 mm)	>
71422	DLP™ Flexible Arch Arterial Cannulae, 22 Fr (7.3 mm)	>	72522	Select Series™ Angled Tip Arterial Cannulae, 22 Fr (7.3 mm)	>
71424	DLP™ Flexible Arch Arterial Cannulae, 24 Fr (8.0 mm)	>	72524	Select Series™ Angled Tip Arterial Cannulae, 24 Fr (8.0 mm)	>
72120	Select Series™ Straight Tip Arterial Cannulae, 20 Fr (6.7 mm)	>	73420	Select Series™ Angled Tip Arterial Cannulae, 20 Fr (6.7 mm)	>
72122	Select Series™ Straight Tip Arterial Cannulae, 22 Fr (7.3 mm)	>	73422	Select Series™ Angled Tip Arterial Cannulae, 22 Fr (7.3 mm)	>
		>	73424	Select Series™ Angled Tip Arterial Cannulae, 24 Fr (8.0 mm)	>





PRODUCTS APPENDIX

EXTRACORPOREAL CIRCUIT

CARDIOPLEGIA CIRCUIT

SUCTION CIRCUIT AND SURGICAL ACCESSORIES

APPENDIX

75008	DLP™ Straight Tip Arterial Cannulae, 8 Fr (2.7 mm)	>	77010	DLP™ Pediatric One-piece Arterial Cannulae, 10 Fr (3.3 mm)	>
75010	DLP™ Straight Tip Arterial Cannulae, 10 Fr (3.3 mm)	>	77012	DLP™ Pediatric One-piece Arterial Cannulae, 12 Fr (4.0 mm)	>
75012	DLP™ Straight Tip Arterial Cannulae, 12 Fr (4.0 mm)	>	77014	DLP™ Pediatric One-piece Arterial Cannulae, 14 Fr (4.7 mm)	>
75014	DLP™ Straight Tip Arterial Cannulae, 14 Fr (4.7 mm)	>	77016	DLP™ Pediatric One-piece Arterial Cannulae, 16 Fr (5.3 mm)	>
75318	DLP™ Straight Tip Arterial Cannulae, 18 Fr (6.0 mm)	>	77106	DLP™ Pediatric One-piece Arterial Cannulae, 6 Fr (2.0 mm)	>
76020	DLP™ Straight Tip Arterial Cannulae, 20 Fr (6.7 mm)	>	77108	DLP™ Pediatric One-piece Arterial Cannulae, 8 Fr (2.7 mm)	>
76022	DLP™ Straight Tip Arterial Cannulae, 22 Fr (7.3 mm)	>	77110	DLP™ Pediatric One-piece Arterial Cannulae, 10 Fr (3.3 mm)	>
76024	DLP™ Straight Tip Arterial Cannulae, 24 Fr (8.0 mm)	>	77112	DLP™ Pediatric One-piece Arterial Cannulae, 12 Fr (4.0 mm)	>
76118	DLP™ Straight Tip Arterial Cannulae, 18 Fr (6.0 mm)	>	77114	DLP™ Pediatric One-piece Arterial Cannulae, 14 Fr (4.7 mm)	>
76120	DLP™ Straight Tip Arterial Cannulae, 20 Fr (6.7 mm)	>	77116	DLP™ Pediatric One-piece Arterial Cannulae, 16 Fr (5.3 mm)	>
76122	DLP™ Straight Tip Arterial Cannulae, 22 Fr (7.3 mm)	>	77206	DLP™ Pediatric One-piece Arterial Cannulae, 6 Fr (2.0 mm)	>
76124	DLP™ Straight Tip Arterial Cannulae, 24 Fr (8.0 mm)	>	77208	DLP™ Pediatric One-piece Arterial Cannulae, 8 Fr (2.7 mm)	>
77006	DLP™ Pediatric One-piece Arterial Cannulae, 6 Fr (2.0 mm)	>	77210	DLP™ Pediatric One-piece Arterial Cannulae, 10 Fr (3.3 mm)	>
77008	DLP™ Pediatric One-piece Arterial Cannulae, 8 Fr (2.7 mm)	>			





PRODUCTS APPENDIX

EXTRACORPOREAL CIRCUIT

CARDIOPLEGIA CIRCUIT

SUCTION CIRCUIT AND SURGICAL ACCESSORIES

APPENDIX

77212	DLP™ Pediatric One-piece Arterial Cannulae, 12 Fr (4.0 mm)	>	77622	EOPA™ Arterial Cannulae, 22 Fr (7.3 mm)	>
77306	DLP™ Pediatric One-piece Arterial Cannulae, 6 Fr (2.0 mm)	>	77624	EOPA™ Arterial Cannulae, 24 Fr (8.0 mm)	>
77308	DLP™ Pediatric One-piece Arterial Cannulae, 8 Fr (2.7 mm)	>	77718	EOPA™ Arterial Cannulae, 18 Fr (6.0 mm)	>
77310	DLP™ Pediatric One-piece Arterial Cannulae, 10 Fr (3.3 mm)	>	77720	EOPA™ Arterial Cannulae, 20 Fr (6.7 mm)	>
77312	DLP™ Pediatric One-piece Arterial Cannulae, 12 Fr (4.0 mm)	>	77722	EOPA™ Arterial Cannulae, 22 Fr (7.3 mm)	>
77418	EOPA™ Arterial Cannulae, 18 Fr (6.0 mm)	>	77724	EOPA™ Arterial Cannulae, 24 Fr (8.0 mm)	>
77420	EOPA™ Arterial Cannulae, 20 Fr (6.7 mm)	>	78220	EOPA 3D™ Arterial Cannulae, 20 Fr (6.7 mm)	>
77422	EOPA™ Arterial Cannulae, 22 Fr (7.3 mm)	>	78222	EOPA 3D™ Arterial Cannulae, 22 Fr (7.3 mm)	>
77424	EOPA™ Arterial Cannulae, 24 Fr (8.0 mm)	>	78320	EOPA 3D™ Arterial Cannulae, 20 Fr (6.7 mm)	>
77518	EOPA™ Arterial Cannulae, 18 Fr (6.0 mm)	>	78322	EOPA 3D™ Arterial Cannulae, 22 Fr (7.3 mm)	>
77520	EOPA™ Arterial Cannulae, 20 Fr (6.7 mm)	>	78420	Select 3D™ II Arterial Cannulae, 20 Fr (6.7 mm)	>
77522	EOPA™ Arterial Cannulae, 22 Fr (7.3 mm)	>	78422	Select 3D™ II Arterial Cannulae, 22 Fr (7.3 mm)	>
77524	EOPA™ Arterial Cannulae, 24 Fr (8.0 mm)	>	78424	Select 3D™ II Arterial Cannulae, 24 Fr (8.0 mm)	>
77618	EOPA™ Arterial Cannulae, 18 Fr (6.0 mm)	>			
77620	EOPA™ Arterial Cannulae, 20 Fr (6.7 mm)	>			





PRODUCTS APPENDIX

EXTRACORPOREAL CIRCUIT

CARDIOPLEGIA CIRCUIT

SUCTION CIRCUIT AND SURGICAL ACCESSORIES

APPENDIX

78520	Select 3D™ II Arterial Cannulae, 20 Fr (6.7 mm)	>	80122	DLP™ Metal Tip Arterial Cannulae, 22 Fr (7.3 mm)	>
78522	Select 3D™ II Arterial Cannulae, 22 Fr (7.3 mm)	>	80220	DLP™ Metal Tip Arterial Cannulae, 20 Fr (6.7 mm)	>
78524	Select 3D™ II Arterial Cannulae, 24 Fr (8.0 mm)	>	80222	DLP™ Metal Tip Arterial Cannulae, 22 Fr (7.3 mm)	>
79003	DLP™ Tourniquet Sets	>	80320	DLP™ Metal Tip Arterial Cannulae, 20 Fr (6.7 mm)	>
79004	DLP™ Tourniquet Sets	>	80322	DLP™ Metal Tip Arterial Cannulae, 22 Fr (7.3 mm)	>
79005	DLP™ Tourniquet Sets	>	81020	DLP™ Curved Tip Arterial Cannulae, 20 Fr (6.7 mm)	>
79006	DLP™ Tourniquet Sets	>	81022	DLP™ Curved Tip Arterial Cannulae, 22 Fr (7.3 mm)	>
79009	DLP™ Tourniquet Sets	>	81120	DLP™ Curved Tip Arterial Cannulae, 20 Fr (6.7 mm)	>
79010	TourniKwik™ Tourniquet Sets	>	81122	DLP™ Curved Tip Arterial Cannulae, 22 Fr (7.3 mm)	>
79011	TourniKwik™ Tourniquet Sets	>	82020	DLP™ Curved Tip Arterial Cannulae, 20 Fr (6.7 mm)	>
79012	TourniKwik™ Tourniquet Sets	>	82022	DLP™ Curved Tip Arterial Cannulae, 22 Fr (7.3 mm)	>
79013	TourniKwik™ Tourniquet Sets	>	82120	DLP™ Curved Tip Arterial Cannulae, 20 Fr (6.7 mm)	>
79015	DLP™ Tourniquet Sets	>	82122	DLP™ Curved Tip Arterial Cannulae, 22 Fr (7.3 mm)	>
79016	DLP™ Tourniquet Sets	>			
79022	DLP™ Tourniquet Sets	>			
79023	DLP™ Tourniquet Sets	>			
79026	DLP™ Tourniquet Sets	>			
79027	DLP™ Tourniquet Sets	>			
80020	DLP™ Metal Tip Arterial Cannulae, 20 Fr (6.7 mm)	>			
80022	DLP™ Metal Tip Arterial Cannulae, 22 Fr (7.3 mm)	>			
80120	DLP™ Metal Tip Arterial Cannulae, 20 Fr (6.7 mm)	>			





PRODUCTS APPENDIX

EXTRACORPOREAL CIRCUIT

CARDIOPLEGIA CIRCUIT

SUCTION CIRCUIT AND SURGICAL ACCESSORIES

APPENDIX

83020	DLP™ Curved Tip Arterial Cannulae, 20 Fr (6.7 mm)	>	87220	DLP™ Curved Tip Arterial Cannulae with One-piece Wirewound Body, 20 Fr (6.7 mm)	>
83022	DLP™ Curved Tip Arterial Cannulae, 22 Fr (7.3 mm)	>	87222	DLP™ Curved Tip Arterial Cannulae with One-piece Wirewound Body, 22 Fr (7.3 mm)	>
83024	DLP™ Curved Tip Arterial Cannulae, 24 Fr (8.0 mm)	>	87224	DLP™ Curved Tip Arterial Cannulae with One-piece Wirewound Body, 24 Fr (8.0 mm)	>
84020	DLP™ Curved Tip Arterial Cannulae, 20 Fr (6.7 mm)	>	87920	DLP™ Curved Tip Arterial Cannulae with Wirewound Body, 20 Fr (6.7 mm)	>
84022	DLP™ Curved Tip Arterial Cannulae, 22 Fr (7.3 mm)	>	87922	DLP™ Curved Tip Arterial Cannulae with Wirewound Body, 22 Fr (7.3 mm)	>
84024	DLP™ Curved Tip Arterial Cannulae, 24 Fr (8.0 mm)	>	87924	DLP™ Curved Tip Arterial Cannulae with Wirewound Body, 24 Fr (8.0 mm)	>
87020	DLP™ Curved Tip Arterial Cannulae with Wirewound Body, 20 Fr (6.7 mm)	>	88020	DLP™ Curved Tip Arterial Cannulae, 20 Fr (6.7 mm)	>
87022	DLP™ Curved Tip Arterial Cannulae with Wirewound Body, 22 Fr (7.3 mm)	>	88022	DLP™ Curved Tip Arterial Cannulae, 22 Fr (7.3 mm)	>
87024	DLP™ Curved Tip Arterial Cannulae with Wirewound Body, 24 Fr (8.0 mm)	>	88024	DLP™ Curved Tip Arterial Cannulae, 24 Fr (8.0 mm)	>
87120	DLP™ Curved Tip Arterial Cannulae with One-piece Wirewound Body, 20 Fr (6.7 mm)	>	88120	DLP™ Curved Tip Arterial Cannulae, 20 Fr (6.7 mm)	>
87122	DLP™ Curved Tip Arterial Cannulae with One-piece Wirewound Body, 22 Fr (7.3 mm)	>	88122	DLP™ Curved Tip Arterial Cannulae, 22 Fr (7.3 mm)	>
87124	DLP™ Curved Tip Arterial Cannulae with One-piece Wirewound Body, 24 Fr (8.0 mm)	>			





PRODUCTS APPENDIX

EXTRACORPOREAL CIRCUIT

CARDIOPLEGIA CIRCUIT

SUCTION CIRCUIT AND SURGICAL ACCESSORIES

APPENDIX

88124	DLP™ Curved Tip Arterial Cannulae 24 Fr (8.0 mm)	>	91246	MC2™ Two Stage Venous Cannulae, 34/46 Fr (11.3/15.3 mm)	>
89020	DLP™ Curved Tip Arterial Cannulae 20 Fr (6.7 mm)	>	91246C	MC2™ Two Stage Venous Cannulae, 34/46 Fr (11.3/15.3 mm)	>
89022	DLP™ Curved Tip Arterial Cannulae 22 Fr (7.3 mm)	>	91251	MC2™ Two Stage Venous Cannulae, 36/51 Fr (12.0/17.0 mm)	>
89024	DLP™ Curved Tip Arterial Cannulae 24 Fr (8.0 mm)	>	91251C	MC2™ Two Stage Venous Cannulae, 36/51 Fr (12.0/17.0 mm)	>
89120	DLP™ Curved Tip Arterial Cannulae 20 Fr (6.7 mm)	>	91263	MC2™ Two Stage Venous Cannulae, 32/40 Fr (10.7/13.3 mm)	>
89122	DLP™ Curved Tip Arterial Cannulae 22 Fr (7.3 mm)	>	91263C	MC2™ Two Stage Venous Cannulae, 32/40 Fr (10.7/13.3 mm)	>
89124	DLP™ Curved Tip Arterial Cannulae 24 Fr (8.0 mm)	>	91265	MC2™ Two Stage Venous Cannulae, 36/46 Fr (12.0/15.3 mm)	>
91228	MC2™ Two Stage Venous Cannulae, 28/36 Fr (9.3/12.0 mm)	>	91265C	MC2™ Two Stage Venous Cannulae, 36/46 Fr (12.0/15.3 mm)	>
91228C	MC2™ Two Stage Venous Cannulae, 28/36 Fr (9.3/12.0 mm)	>	91329	MC2™ Two Stage Venous Cannulae, 29/29 Fr (9.7/9.7 mm)	>
91229	MC2™ Two Stage Venous Cannulae, 29/37 Fr (9.7/12.3 mm)	>	91329C	MC2™ Two Stage Venous Cannulae, 29/29 Fr (9.7/9.7 mm)	>
91229C	MC2™ Two Stage Venous Cannulae, 29/37 Fr (9.7/12.3 mm)	>	91429	MC2X™ Three Stage Venous Cannulae, 29/29/29 Fr (9.7/9.7/9.7 mm)	>
91236	MC2™ Two Stage Venous Cannulae, 36/46 Fr (12.0/15.3 mm)	>	91429C	MC2X™ Three Stage Venous Cannulae, 29/29/29 Fr (9.7/9.7/9.7 mm)	>
91236C	MC2™ Two Stage Venous Cannulae, 36/46 Fr (12.0/15.3 mm)	>	91437	MC2X™ Three Stage Venous Cannulae, 29/46/37 Fr (9.7/15.3/12.3 mm)	>
91240	MC2™ Two Stage Venous Cannulae, 32/40 Fr (10.7/13.3 mm)	>			
91240C	MC2™ Two Stage Venous Cannulae, 32/40 Fr (10.7/13.3 mm)	>			





PRODUCTS APPENDIX

EXTRACORPOREAL CIRCUIT

CARDIOPLEGIA CIRCUIT

SUCTION CIRCUIT AND SURGICAL ACCESSORIES

APPENDIX

91437C	MC2X™ Three Stage Venous Cannulae, 29/46/37 Fr (9.7/15.3/12.3 mm)	>	94113T	Gundry™ Silicone RCSP Cannulae with Manual-inflate Cuff, 13 Fr (4.3 mm)	>
93438	VC2™ Atrial Caval Venous Cannulae, 34/38 Fr (11.3/12.7 mm)	>	94115T	Gundry™ Silicone RCSP Cannulae with Manual-inflate Cuff, 15 Fr (5.0 mm)	>
93438C	VC2™ Atrial Caval Venous Cannulae, 34/38 Fr (11.3/12.7 mm)	>	94215T	DLP™ Silicone RCSP Cannulae with Manual-inflate Cuff, 15 Fr (5.0 mm)	>
93448	VC2™ Atrial Caval Venous Cannulae, 34/48 Fr (11.3/16.0 mm)	>	94315T	DLP™ Silicone RCSP Cannulae with Auto-inflate Cuff, 15 Fr (5.0 mm)	>
93448C	VC2™ Atrial Caval Venous Cannulae, 34/48 Fr (11.3/16.0 mm)	>	94415T	DLP™ Silicone RCSP Cannulae with Auto-inflate Cuff, 15 Fr (5.0 mm)	>
93463	VC2™ Atrial Caval Venous Cannulae, 34/38 Fr (11.3/12.7 mm)	>	94533	DLP™ PVC RCSP Cannulae with Auto-inflate Cuff, 13 Fr (4.3 mm)	>
93463C	VC2™ Atrial Caval Venous Cannulae, 34/38 Fr (11.3/12.7 mm)	>	94535	DLP™ PVC RCSP Cannulae with Auto-inflate Cuff, 15 Fr (5.0 mm)	>
93464	VC2™ Atrial Caval Venous Cannulae, 34/48 Fr (11.3/16.0 mm)	>	94615	Gundry™ Silicone RCSP Cannulae with Manual-inflate Cuff, 15 Fr (5.0 mm)	>
93464C	VC2™ Atrial Caval Venous Cannulae, 34/48 Fr (11.3/16.0 mm)	>	94625	DLP™ Silicone RCSP Cannulae with Manual-inflate Cuff, 15 Fr (5.0 mm)	>
94006	DLP™ Silicone RCSP Cannulae with Manual-inflate Cuff, 6 Fr (2.0 mm)	>	94665	DLP™ Silicone RCSP Cannulae with Manual-inflate Cuff, 15 Fr (5.0 mm)	>
94010	DLP™ Silicone RCSP Cannulae with Manual-inflate Cuff, 10 Fr (3.3 mm)	>			
94106	DLP™ Silicone RCSP Cannulae with Manual-inflate Cuff, 6 Fr (2.0 mm)	>			
94110	Gundry™ Silicone RCSP Cannulae with Manual-inflate Cuff, 10 Fr (3.3 mm)	>			





PRODUCTS APPENDIX

EXTRACORPOREAL CIRCUIT

CARDIOPLEGIA CIRCUIT

SUCTION CIRCUIT AND SURGICAL ACCESSORIES

APPENDIX

94715	Gundry™ Silicone RCSP Cannulae with Manual-inflate Cuff, 15 Fr (5.0 mm)	>	94935	DLP™ PVC RCSP Cannulae with Auto-inflate Cuff, 15 Fr (5.0 mm)	>
94725	DLP™ Silicone RCSP Cannulae with Manual-inflate Cuff, 15 Fr (5.0 mm)	>	94965	DLP™ Silicone RCSP Cannulae with Manual-inflate Cuff, 15 Fr (5.0 mm)	>
94735	DLP™ Silicone RCSP Cannulae with Auto-inflate Cuff, 15 Fr (5.0 mm)	>	94975	DLP™ Silicone RCSP Cannulae with Manual-inflate Cuff, 15 Fr (5.0 mm)	>
94745	DLP™ Silicone RCSP Cannulae with Auto-inflate Cuff, 15 Fr (5.0 mm)	>	94995	DLP™ Silicone RCSP Cannulae with Auto-inflate Cuff, 15 Fr (5.0 mm)	>
94835	DLP™ PVC RCSP Cannulae with Auto-inflate Cuff, 15 Fr (5.0 mm)	>	96328	DLP™ Femoral Venous Cannulae, 28 Fr (9.3 mm)	>
94885	DLP™ PVC RCSP Cannulae with Auto-inflate Cuff, 15 Fr (5.0 mm)	>	96428	DLP™ Femoral Venous Cannulae, 28 Fr (9.3 mm)	>
94885K	DLP™ PVC RCSP Cannulae with Auto-inflate Cuff, 15 Fr (5.0 mm)	>	96530-115	Bio-Medicus™ NextGen Femoral Arterial/Jugular Venous Cannula Kits, 15 Fr (5.0 mm)	>
94895	DLP™ PVC RCSP Cannulae with Auto-inflate Cuff, 15 Fr (5.0 mm)	>	96530-117	Bio-Medicus™ NextGen Femoral Arterial/Jugular Venous Cannula Kits, 17 Fr (5.7 mm)	>
94913	DLP™ Silicone RCSP Cannulae with Manual-inflate Cuff, 13 Fr (4.3 mm)	>	96530-119	Bio-Medicus™ NextGen Femoral Arterial/Jugular Venous Cannula Kits, 19 Fr (6.3 mm)	>
94913L	DLP™ Silicone RCSP Cannulae with Manual-inflate Cuff, 13 Fr (4.3 mm)	>	96530-121	Bio-Medicus™ NextGen Femoral Arterial/Jugular Venous Cannula Kits, 21 Fr (7.0 mm)	>
94915	DLP™ Silicone RCSP Cannulae with Manual-inflate Cuff, 15 Fr (5.0 mm)	>			





PRODUCTS APPENDIX

EXTRACORPOREAL CIRCUIT

CARDIOPLEGIA CIRCUIT

SUCTION CIRCUIT AND SURGICAL ACCESSORIES

APPENDIX

96530-123	Bio-Medicus™ NextGen Femoral Arterial/Jugular Venous Cannula Kits, 23 Fr (7.7 mm)	>	96600-117	Bio-Medicus™ NextGen Femoral Venous Cannula Kits, 17 Fr (5.7 mm)	>
96530-125	Bio-Medicus™ NextGen Femoral Arterial/Jugular Venous Cannula Kits, 25 Fr (8.3 mm)	>	96600-119	Bio-Medicus™ NextGen Femoral Venous Cannula Kits, 19 Fr (6.3 mm)	>
96551	Bio-Medicus™ NextGen Venous Insertion Kit	>	96600-121	Bio-Medicus™ NextGen Femoral Venous Cannula Kits, 21 Fr (7.0 mm)	>
96552	Bio-Medicus™ NextGen Arterial/Jugular Venous Insertion Kit	>	96600-123	Bio-Medicus™ NextGen Femoral Venous Cannula Kits, 23 Fr (7.7 mm)	>
96553	Bio-Medicus™ NextGen Pediatric Arterial/Venous Insertion Kit	>	96600-125	Bio-Medicus™ NextGen Femoral Venous Cannula Kits, 25 Fr (8.3 mm)	>
96570-115	Bio-Medicus™ NextGen Femoral Arterial or Jugular Venous Cannulae, 15 Fr (5.0 mm)	>	96600-127	Bio-Medicus™ NextGen Femoral Venous Cannula Kits, 27 Fr (9.0 mm)	>
96570-117	Bio-Medicus™ NextGen Femoral Arterial or Jugular Venous Cannulae, 17 Fr (5.7 mm)	>	96600-129	Bio-Medicus™ NextGen Femoral Venous Cannula Kits, 29 Fr (9.7 mm)	>
96570-119	Bio-Medicus™ NextGen Femoral Arterial or Jugular Venous Cannulae, 19 Fr (6.3 mm)	>	96670-115	Bio-Medicus™ NextGen Multi-stage Femoral Venous Cannulae, 15 Fr (5.0 mm)	>
96570-121	Bio-Medicus™ NextGen Femoral Arterial or Jugular Venous Cannulae, 21 Fr (7.0 mm)	>	96670-117	Bio-Medicus™ NextGen Multi-stage Femoral Venous Cannulae, 17 Fr (5.7 mm)	>
96570-123	Bio-Medicus™ NextGen Femoral Arterial or Jugular Venous Cannulae, 23 Fr (7.7 mm)	>			
96570-125	Bio-Medicus™ NextGen Femoral Arterial or Jugular Venous Cannulae, 25 Fr (8.3 mm)	>			
96600-115	Bio-Medicus™ NextGen Femoral Venous Cannula Kits, 15 Fr (5.0 mm)	>			





PRODUCTS APPENDIX

EXTRACORPOREAL CIRCUIT

CARDIOPLEGIA CIRCUIT

SUCTION CIRCUIT AND SURGICAL ACCESSORIES

APPENDIX

96670-119	Bio-Medicus™ NextGen Multi-stage Femoral Venous Cannulae, 19 Fr (6.3 mm)	>	96830-110	Bio-Medicus™ NextGen Pediatric Venous Cannulae, 10 Fr (3.3 mm)	>
96670-121	Bio-Medicus™ NextGen Multi-stage Femoral Venous Cannulae, 21 Fr (7.0 mm)	>	96830-112	Bio-Medicus™ NextGen Pediatric Venous Cannulae, 12 Fr (4.0 mm)	>
96670-123	Bio-Medicus™ NextGen Multi-stage Femoral Venous Cannulae, 23 Fr (7.7 mm)	>	96830-114	Bio-Medicus™ NextGen Pediatric Venous Cannulae, 14 Fr (4.7 mm)	>
96670-125	Bio-Medicus™ NextGen Multi-stage Femoral Venous Cannulae, 25 Fr (8.3 mm)	>	96880-019	Bio-Medicus™ Multi-stage Femoral Venous Cannulae with Insertion Kit, 19 Fr (6.3 cm)	>
96670-127	Bio-Medicus™ NextGen Femoral Bi-caval Venous Cannulae, 27 Fr (9.0 mm)	>	96880-021	Bio-Medicus™ Multi-stage Femoral Venous Cannulae with Insertion Kit, 21 Fr (7.0 cm)	>
96670-129	Bio-Medicus™ NextGen Femoral Bi-caval Venous Cannulae, 29 Fr (9.7 mm)	>	96880-025	Bio-Medicus™ Multi-stage Femoral Venous Cannulae with Insertion Kit, 25 Fr (8.3 cm)	>
96820-108	Bio-Medicus™ NextGen Pediatric Arterial Cannulae, 8 Fr (2.7 mm)	>			
96820-110	Bio-Medicus™ NextGen Pediatric Arterial Cannulae, 10 Fr (3.3 mm)	>			
96820-112	Bio-Medicus™ NextGen Pediatric Arterial Cannulae, 12 Fr (4.0 mm)	>			
96820-114	Bio-Medicus™ NextGen Pediatric Arterial Cannulae, 14 Fr (4.7 mm)	>			
96830-108	Bio-Medicus™ NextGen Pediatric Venous Cannulae, 8 Fr (2.7 mm)	>			





EXTRACORPOREAL
CIRCUIT

CARDIOPLEGIA
CIRCUIT

SUCTION CIRCUIT AND
SURGICAL ACCESSORIES

APPENDIX

Medtronic

710 Medtronic Parkway
Minneapolis, MN 55432-5604
USA
Tel: (763) 514-4000
Fax: (763) 514-4879
Toll-free: (800) 328-2518

LifeLine
CardioVascular Technical Support
Tel: (877) 526-7890
Tel: (763) 526-7890
Fax: (763) 526-7888
rs.structuralheart@medtronic.com

©2020 Medtronic. All rights reserved.
Medtronic, Medtronic logo, and Further,
Together are trademarks of Medtronic.
™™Third party brands are trademarks of their
respective owners. All other brands are
trademarks of a Medtronic company.

[medtronic.com](https://www.medtronic.com)

UC202110087 EN
12/2020

