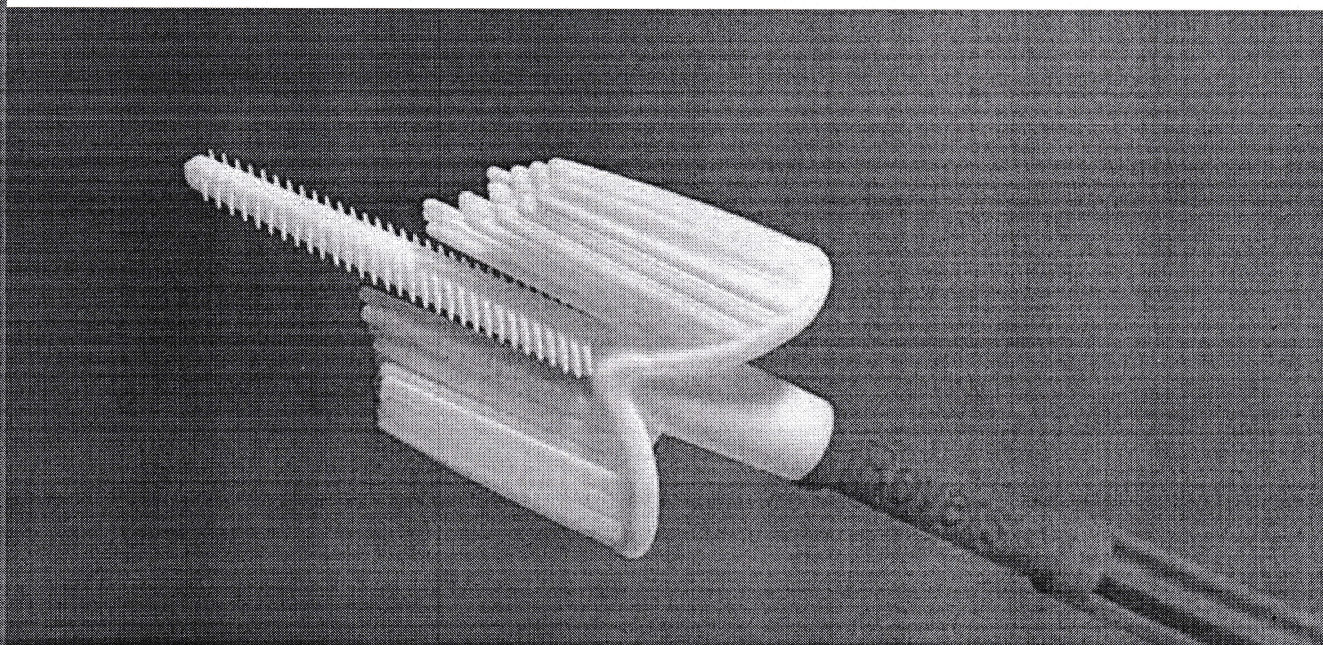


Rovers® Cervex-Brush® Combi

More than twice the yield of endocervical cells^{1,2} with less than half the effort




Cervical cancer is the fourth most common cancer and the fourth leading cause of cancer death among women world-wide. Screening for the detection of cervical cancer and pre-cancer has reduced the incidence and mortality rate of this cancer type.

High quality examinations are one of the important elements that determine the efficacy of the screening. The Cervex-Brush® Combi was developed in collaboration with women and physicians by Rovers Medical Devices, specialist in the development of medical devices for gynaecological examinations for over 30 years.

The Cervex-Brush® Combi allows for significantly higher yields of high risk HPV 18 because of the increased yield of endocervical cells.^{1,2,3}




182 short
semi-circular soft,
flexible fibres



Safe by design, defined insertion
into the endocervical canal

48 long semi-circular
soft, flexible hairs

Optional: Rovers® Remover Tube,
for easy removal of the brush head



Cervex-Brush® Combi

The convenient Cervex-Brush® Combi provides doctors and nurses the option of a high quality Pap smear collection with a single device. The Cervex-Brush® Combi enables simultaneous collection of ectocervical, endocervical and transformation-zone cells in a single sample without bleeding or pain. The Cervex-Brush® Combi is an improvement over the regular Cervex-Brush® as it collects 2-3 times more endocervical cells with only 2 clockwise rotations on the cervical os.³

The Cervex-Brush® Combi can be used for HPV testing, conventional cytology and liquid based cytology. The hydrophobic material of the brush facilitates the release of the cell material into the fluid.

Benefits of the brush:

- Two to three times higher yield of endocervical cells.^{1,2}
- Significantly higher HPV viral load.^{1,2}
- Higher detection rates of HPV 18.²
- Can be used for liquid-based as well as conventional cytology. The hydrophobic material of the brush facilitates the release of the cell material into the fluid.
- Optional detachable brush head can be supplied depending on the LBC method used.

Publications:

- 1: Depuydt CE, et al. 2006. Cytopathology 17: 374-381 improved endocervical sampling and HPV viral load detection by Cervex-Brush® Combi
- 2: Ham van MAPC, et al. Study Report Radboud University Nijmegen (Data on file)
- 3: Neumann HH, 2006. Cyto-Info, Auszug 4. Erprobung einer neuen Bürste

Rovers Medical Devices products have been found to conform to the Quality Standard (EN) ISO 13485:2016 (under MDSAP).

Sterile Rovers Medical Devices products will continue to comply with the applicable requirements of the **European Medical Devices Directive**, 93/42/EEC, as amended until May 2024.

Non-Sterile Rovers Medical Devices products comply with the applicable requirements of **Medical Device Regulation (EU) 2017/745**.

Rovers Medical Devices products do not contain latex.

Rovers® Cervex-Brush® Combi is a patented product. Rovers® and Cervex-Brush® Combi are registered trademarks of Rovers Medical Devices B.V. Oss, The Netherlands.

Designed, developed and manufactured by Rovers Medical Devices in The Netherlands.



Rovers Medical Devices B.V.

Lekstraat 10 • 5347 KV Oss • The Netherlands

T +31 (0)412 648 870

info@roversmedicaldevices.com • www.roversmedicaldevices.com