


SV300/350 Ventilator

Service Manual

Intellectual Property Statement

SHENZHEN MINDRAY BIO-MEDICAL ELECTRONICS CO., LTD. (hereinafter called Mindray) owns the intellectual property rights to this product and this manual. This manual may refer to information protected by copyrights or patents and does not convey any license under the patent rights of Mindray, nor the rights of others. Mindray does not assume any liability arising out of any infringements of patents or other rights of third parties.

Mindray intends to maintain the contents of this manual as confidential information. Disclosure of the information in this manual in any manner whatsoever without the written permission of Mindray is strictly forbidden. Release, amendment, reproduction, distribution, rent, adaption and translation of this manual in any manner whatsoever without the written permission of Mindray is strictly forbidden.

mindray、 and **MINDRAY** are the registered trademarks or trademarks owned by Mindray in China and other countries. All other trademarks that appear in this manual are used only for editorial purposes without the intention of improperly using them. They are the property of their respective owners.

Contents of this manual are subject to changes without prior notice.

Revision History

This manual has a revision number. This revision number changes whenever the manual is updated due to software or technical specification change. Contents of this manual are subject to change without prior notice. Revision 1.0 is the initial release of the document.

- Revision number: 4.0
- Release time: 2019-12

© Copyright 2014-2019 Shenzhen Mindray Bio-Medical Electronics Co., Ltd. All rights reserved.

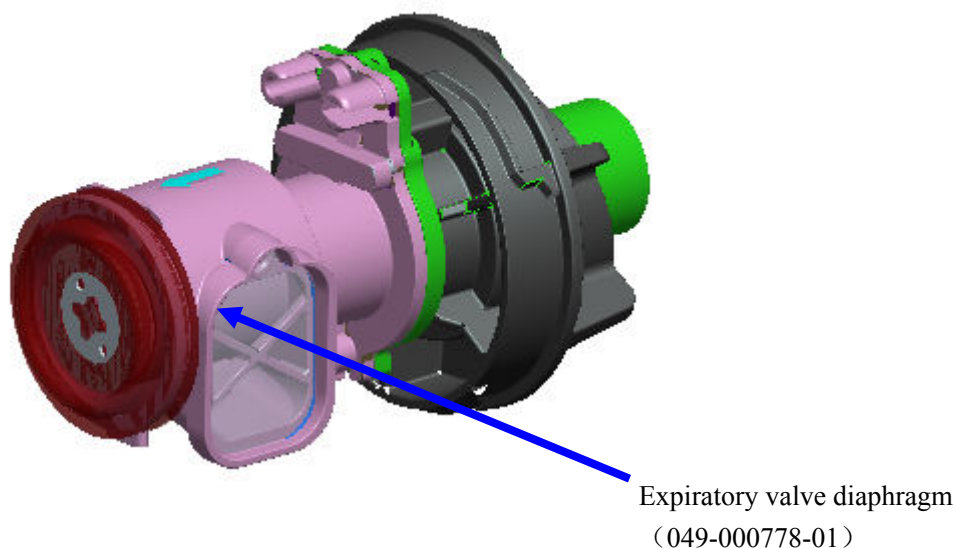
5.1.1 One-year Replaceable Parts

One-year service list (115-028397-00) and tools.

S/N	P/N	Description	Qty.	Tool
1	049-000778-01	Expiratory valve diaphragm	1	No
2	045-001333-01	HEPA filter	1	No
3	045-001298-01	Air inlet dust screen	1	No
4	048-004133-00	Fan dust screen	1	No

5.1.1.1 Parts Replacement

- (1) Replace the expiratory valve diaphragm (049-000778-01) every 12 months as required. As indicated by the expiratory valve handwheel silkscreen on the front panel of the ventilator, rotate the expiratory valve handwheel counter clockwise to the limit position and then take out the expiratory valve horizontally as shown below. Remove the expiratory valve diaphragm at the tail with hand and replace with a new service part. Do not damage the diaphragm during replacement. Note that the diaphragm is evenly snapped in the ring recess of the expiratory valve plastic part.



5.1.1.2 Ventilator Checkout and Test

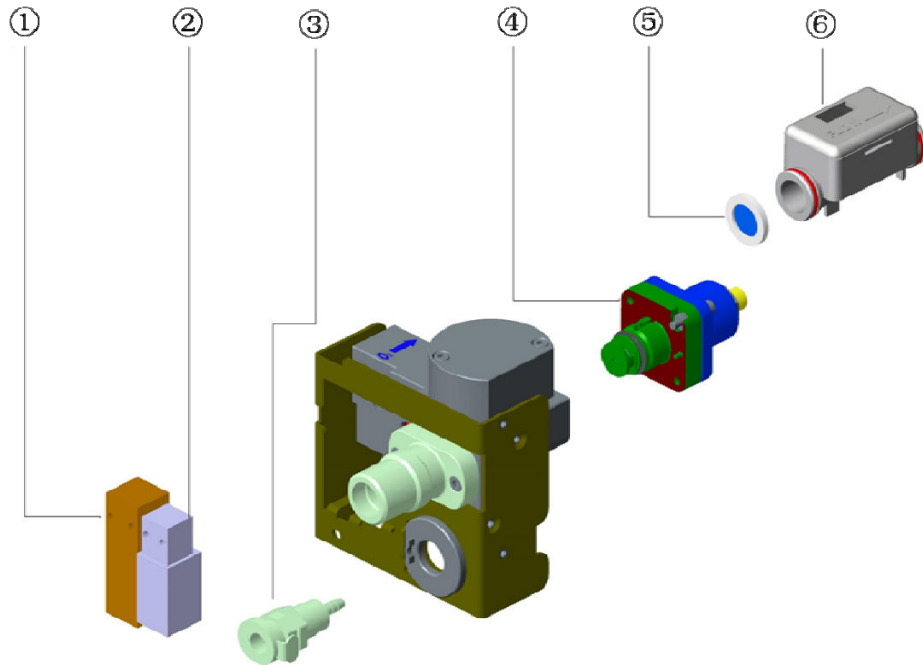
After replacing the service kit, check and test the ventilator every 12 months: For details, refer to *3Checkout and Test* and *5.3 System Calibration*.

5.1.2 Periodically-Maintained Parts

S/N	P/N	Description	Qty.	Remarks
1	022-000130-00	Lithium battery Li-ion14.8V5800mAh	1 or 2	Replace after two years or when the system gives the alarm of “Battery Failure”.
2	115-022516-00	Blower box assembly	1	Replace after the blower has worked for 20000 hours or when the system gives the alarm of “Blower Need Maintenance” or “Blower Failure”.

9.6 O2 Inlet Assembly (NIST)

9.6.1 Exploded View




9.6.2 Parts List

No.	Order Number	Part Description	Qty	Remark
1	009-004173-00	EV20 O2 proportional valve with cable	1	/
	009-008987-00	EV20 O2 proportional valve with cable		Could be used to replace 009-004173-00
2	009-004174-00	EV20 Nebulizer valve with cable	1	/
3	M6Q-030107---	Panel mount hose barb PMCD160212	1	/
4	115-045674-00	Main body of regulator (220kPa)	1	/
5	049-000702-00	Filter net	1	/
6	012-000019-00	SENSOR Flow Oxygen 300slpm	1	/

9.8 Safety Valve Assembly

9.8.1 Exploded View



9.8.2 Parts List

No.	Order Number	Part Description	Qty	Remark
1	115-021478-00	Detachable part of safety valve	1	/
2	024-000566-00	Electromagnet 12V 48Ohm 4.8mm	1	/