

MAMBA™ Microcatheter Family

**Boston
Scientific**
Advancing science for life™

No Compromises
Torqueable microcatheters designed to
maximize flexibility and strength

**MASTER THE
COMPLEX™**

CAUTION: Federal law (USA) restricts this device to sale by or on the order of a physician. Rx only. Prior to use, please see the complete "Directions for Use" for more information on Indications, Contraindications, Warnings, Precautions, Adverse Events, and Operator's Instructions. INTENDED USE/INDICATIONS FOR USE The MAMBA™ and MAMBA™ Flex Microcatheter is intended to provide support to facilitate the placement of guidewires in the coronary vasculatures, and can be used to exchange one guidewire for another. The microcatheter is also intended to assist in the delivery of contrast media into the coronary vasculatures. CONTRAINDICATIONS This device should not be used in neurovasculature. WARNINGS • The microcatheter is to be used over a guidewire. Use of the microcatheter ahead of a guidewire may result in device damage and/or vessel trauma. • Proximal marks should be used to gauge microcatheter position within the guide catheter to avoid over-advancement of the microcatheter. • Use of this product in narrow or tortuous vessels or over-torquing the device in challenging anatomy increases risk of vessel trauma including perforation. • Advancement of the microcatheter under resistance may cause microcatheter and/or vessel damage. • Advancement of the microcatheter through a stented vessel can damage the microcatheter and/or cause stent displacement. • If a blocked/damaged lumen is encountered, e.g. when flushing with saline, infusing with contrast or advancing over a guidewire, the microcatheter should be replaced with a new device. Failure to do so may result in catheter rupture, guidewire lockup, or arterial injury. • It is recommended that this product only be used at a medical institution capable of promptly performing emergency open-heart surgery. PRECAUTIONS • Flush and wipe down device with sterilized saline prior to use to ensure smooth movement of guidewire. • Ensure all appropriate accessories are securely attached to the microcatheter prior to flushing. • The microcatheter should not be advanced ahead of the guidewire to avoid device damage. • Always verify tip position before injecting contrast. • Prior to advancing or withdrawing microcatheter, loosen hemostasis valve to avoid damage. • Do not over tighten Y-adapter/hemostasis valve to avoid microcatheter damage. • Ensure removal of guidewire prior to contrast injection. • Flush microcatheter after contrast injection to avoid guidewire lockup. • Withdrawing device too quickly or with too much force could cause the device to stretch or the tip to separate. • This product has not been tested for alcohol or drug delivery. ADVERSE EVENTS • Allergic reaction • Arrhythmia • Cardiac tamponade • Cardiogenic shock • Death • Embolism • Fever • Hematoma • Hemorrhage • Infection • Myocardial infarction/ischemia • Pericardial effusion • Radiation exposure • Renal failure • Stroke • Thrombosis • Vasospasm • Vessel trauma, including dissection, perforation, or arteriovenous fistula

REFERENCES

1. ASAHI INTECC USA, INC. ASahi Corsair Pro. Available at: <http://asahi-inteccusa-medical.com/medical-product/asahi-corsair-pro/>. Accessed July 26, 2018.
2. Teleflex Incorporated. Teleflex Turnpike Catheters. Product Brochure available at: <https://www.teleflex.com/usa/product-areas/interventional/coronary-interventions/turnpike-catheters/>. Accessed July 26, 2018.
3. Terumo Medical Corporation. FINECROSS® MG Coronary Micro-Guide Catheter. Available at: <http://www.terumo.com/products/catheters/finecross.html>. Accessed July 26, 2018.

92173417 A

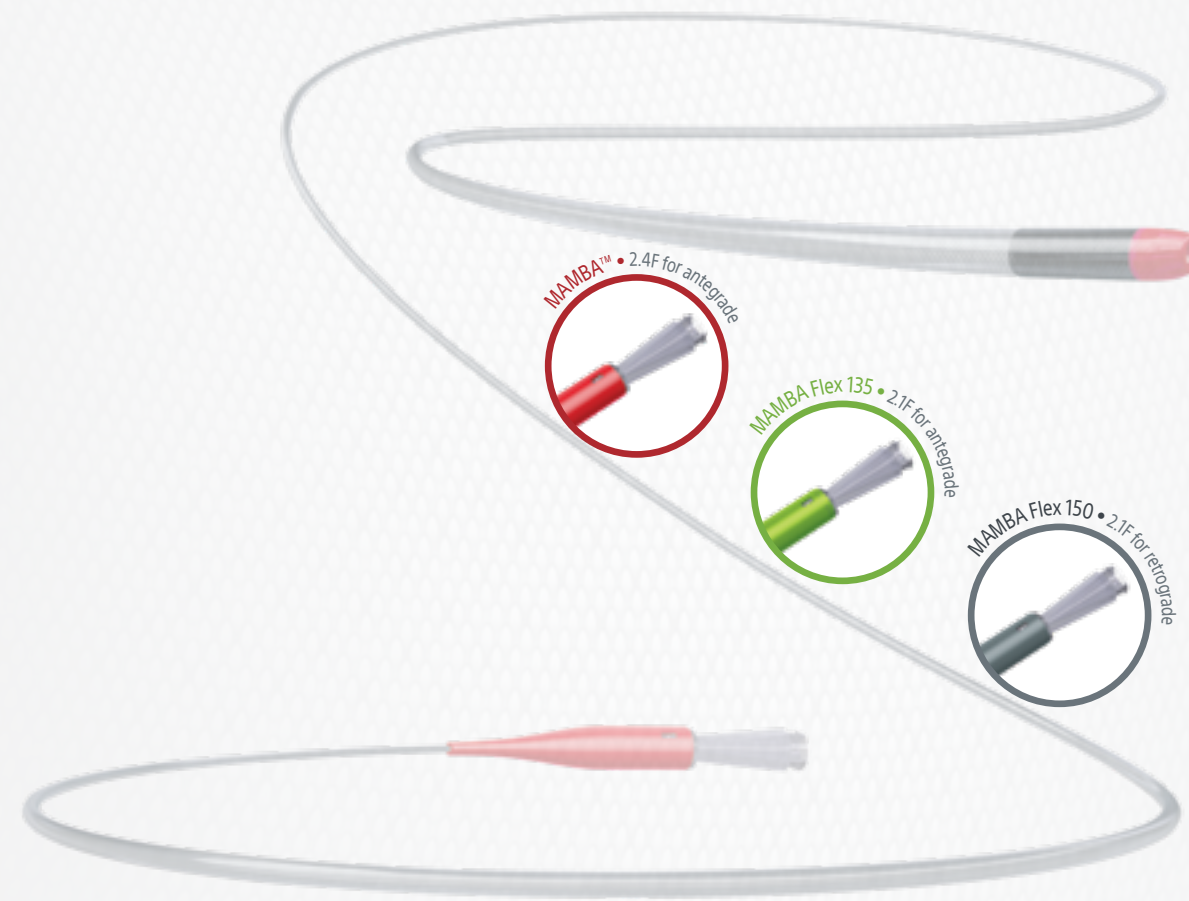
All cited trademarks are the property of their respective owners. CAUTION: The law restricts these devices to sale by or on the order of a physician. Indications, contraindications, warnings and instructions for use can be found in the product labelling supplied with each device. Products shown for INFORMATION purposes only and may not be approved or for sale in certain countries. This material not intended for use in France. Results from case studies are not necessarily predictive of results in other cases. Results in other cases may vary.

IC-865602-AA Printed in Germany by medicalvision.

**Boston
Scientific**
Advancing science for life™

www.bostonscientific.eu

© 2020 Boston Scientific Corporation or
its affiliates. All rights reserved.



INTEGRATED TIP

MAMBA™ Microcatheter’s unique integrated tip is engineered with a Tapered Coil that extends to within less than 1 mm of the distal tip, providing a flexible metal backbone that is designed for maximum durability, guidewire support, and torque transmission for exceptional deliverability.



Two low-profile options available for a variety of clinical needs:

- 2.4F MAMBA for outstanding antegrade push and support
- 2.1F MAMBA Flex for excellent deliverability through tortuous anatomy

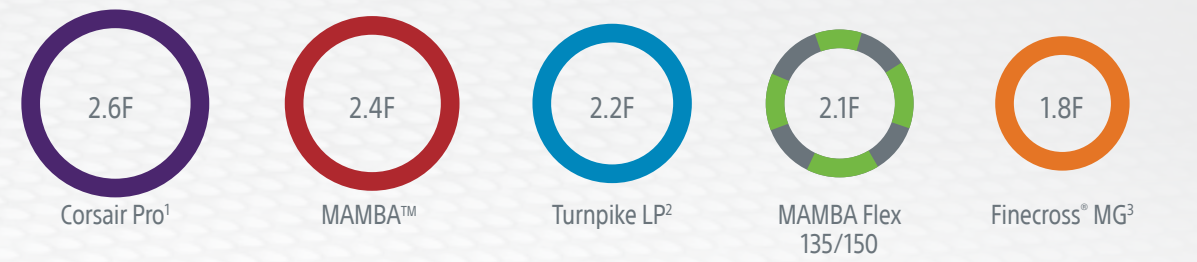
TIP DURABILITY

With the support of a metal coil – where other microcatheters have only polymer – the MAMBA Microcatheters’ integrated tip is designed to minimize failure and maximize wire backup support.

► Mamba’s Tapered Coil ends <1mm from the distal tip, providing enhanced torque transmission at the tip for improved deliverability.

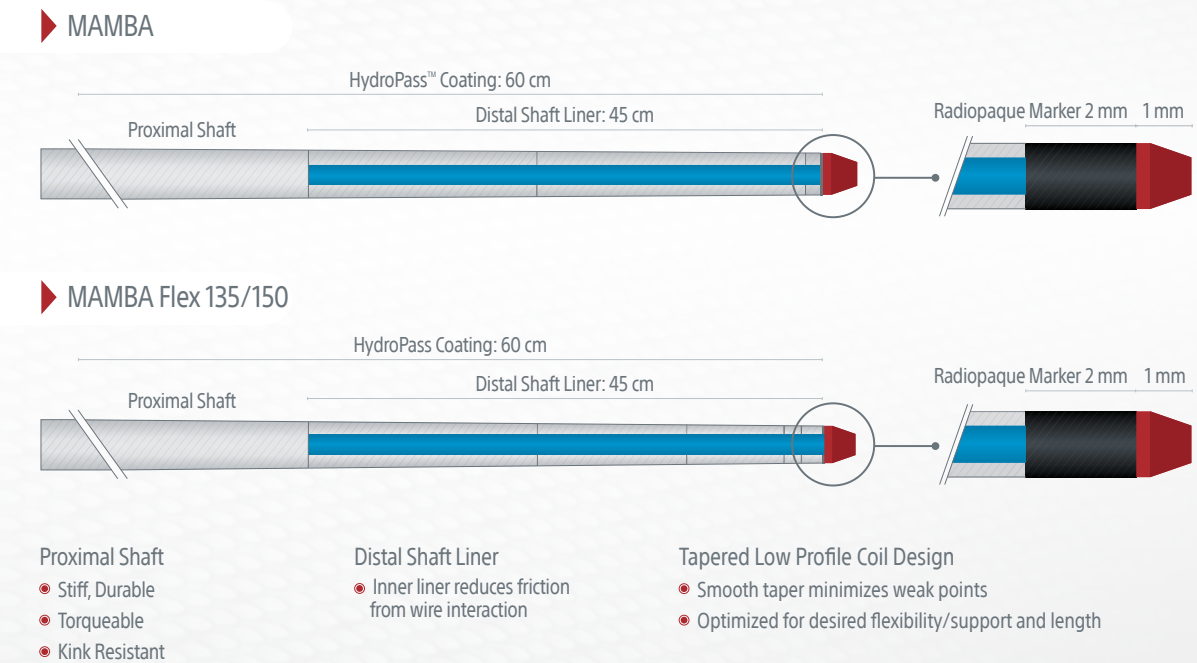


CROSSING PROFILE



TAPERED COIL

MAMBA and MAMBA Flex Microcatheters are engineered with unique Tapered Coil profiles to optimize each device for different clinical use:



TAPERED COIL

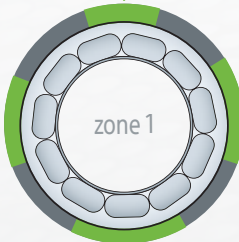
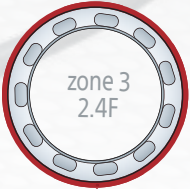
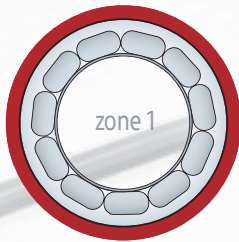
MAMBA™ Microcatheter's game-changing proprietary Tapered Coil is optimized for exceptional pushability and torque transmission without compromising on flexibility or profile, providing outstanding delivery and support in a variety of clinical scenarios.



Constructed from 11 individually tapered filars that extend from hub to tip, the innovative Tapered Coil provides a flexible distal shaft as the filars taper, while maintaining a continuous metal backbone for impressive push and support.

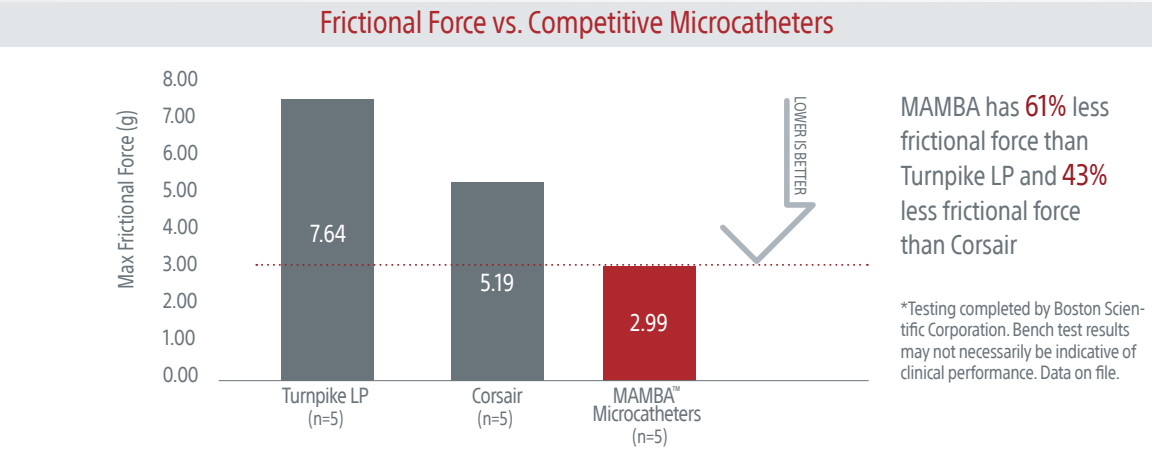
MAMBA
3 taper zones optimize MAMBA for pushability and wire support

MAMBA Flex
5 taper zones optimize MAMBA Flex for deliverability through tortuous anatomy



HYDROPASS™ HYDROPHILIC COATING

Our most durable and lubricious hydrophilic coating, HydroPass provides unsurpassed performance for long, challenging cases.





PROXIMAL HUB


MAMBA's large, colored hubs are easy to identify and ergonomically designed for controlled maneuverability and torque.



PRODUCT SPECIFICATIONS

MAMBA™ Microcatheter								
								
Order Number (GTIN)	Ref/Catalog Number	Lesion Entry Profile	Crossing Profile	Proximal Shaft Profile	Distal I.D. (in/mm)	Proximal I.D. (in/mm)	Usable Length (cm)	Compatible Guidewire Diameter (in/mm)
8714729940265	H749 392871352 0	1.4F	2.4F	2.9F	0.018/.46	0.023/.58	135	0.014/.36

MAMBA Flex 135 Microcatheter								
								
Order Number (GTIN)	Ref/Catalog Number	Lesion Entry Profile	Crossing Profile	Proximal Shaft Profile	Distal I.D. (in/mm)	Proximal I.D. (in/mm)	Usable Length (cm)	Compatible Guidewire Diameter (in/mm)
8714729940302	H749 392871356 0	1.4F	2.1F	2.9F	0.018/.46	0.023/.58	135	0.014/.36

MAMBA Flex 150 Microcatheter								
								
Order Number (GTIN)	Ref/Catalog Number	Lesion Entry Profile	Crossing Profile	Proximal Shaft Profile	Distal I.D. (in/mm)	Proximal I.D. (in/mm)	Usable Length (cm)	Compatible Guidewire Diameter (in/mm)
8714729940340	H749 392871502 0	1.4F	2.1F	2.9F	0.018/.46	0.023/.58	150	0.014/.36