

Hi-MO 6

Explorer

LR5-72HTH 560~575M

- Suitable for distributed projects
- Excellent outdoor power generation performance
- High module quality ensures long-term reliability

15

15-year Warranty for
Materials and Processing

25

25-year Warranty for Extra
Linear Power Output

Complete System and Product Certifications

IEC 61215, IEC 61730, UL 61730

ISO9001:2015: ISO Quality Management System

ISO14001: 2015: ISO Environment Management System

ISO45001: 2018: Occupational Health and Safety

IEC62941: Guideline for module design qualification and type approval

LONGI



22.3%
MAX MODULE
EFFICIENCY


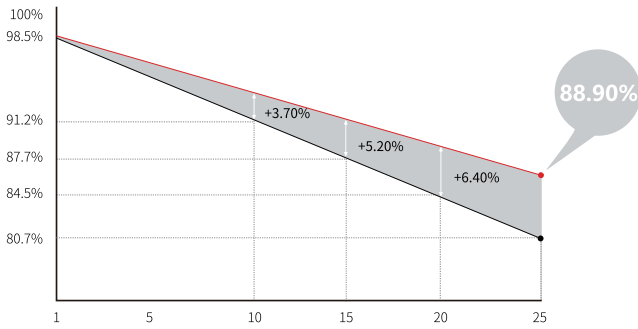
0~3%
POWER
TOLERANCE

<1.5%
FIRST YEAR
POWER DEGRADATION

0.40%
YEAR 2-25
POWER DEGRADATION

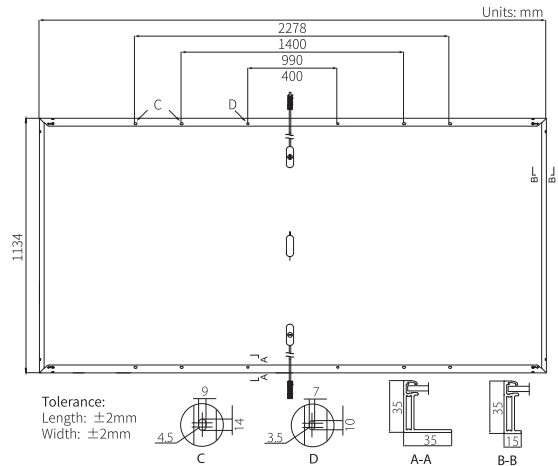
Additional Value

25-Year Power Warranty



Mechanical Parameters

| | |
|------------------|---|
| Cell Orientation | 144 (6×24) |
| Junction Box | IP68, three diodes |
| Output Cable | 4mm ² , +400, -200mm/±1400mm length can be customized |
| Glass | Single glass, 3.2mm coated tempered glass |
| Frame | Anodized aluminum alloy frame |
| Weight | 27.5kg |
| Dimension | 2278×1134×35mm |
| Packaging | 31pcs per pallet / 155pcs per 20' GP / 620pcs per 40' HC |



Electrical Characteristics

STC : AM1.5 1000W/m² 25°C

NOCT : AM1.5 800W/m² 20°C 1m/s

Test uncertainty for Pmax: ±3%

| Module Type | LR5-72HTH-560M | | LR5-72HTH-565M | | LR5-72HTH-570M | | LR5-72HTH-575M | |
|----------------------------------|----------------|-------|----------------|-------|----------------|-------|----------------|-------|
| | STC | NOCT | STC | NOCT | STC | NOCT | STC | NOCT |
| Maximum Power (Pmax/W) | 560 | 418 | 565 | 422 | 570 | 426 | 575 | 430 |
| Open Circuit Voltage (Voc/V) | 51.61 | 48.46 | 51.76 | 48.60 | 51.91 | 48.74 | 52.06 | 48.88 |
| Short Circuit Current (Isc/A) | 13.94 | 11.26 | 14.01 | 11.31 | 14.07 | 11.36 | 14.14 | 11.42 |
| Voltage at Maximum Power (Vmp/V) | 43.46 | 39.66 | 43.61 | 39.79 | 43.76 | 39.93 | 43.91 | 40.07 |
| Current at Maximum Power (Imp/A) | 12.89 | 10.55 | 12.96 | 10.61 | 13.03 | 10.67 | 13.10 | 10.72 |
| Module Efficiency(%) | 21.7 | | 21.9 | | 22.1 | | 22.3 | |

Operating Parameters

| | |
|------------------------------------|-------------------------------|
| Operational Temperature | -40°C ~ +85°C |
| Power Output Tolerance | 0 ~ 3% |
| Voc and Isc Tolerance | ±3% |
| Maximum System Voltage | DC1500V (IEC/UL) |
| Maximum Series Fuse Rating | 25A |
| Nominal Operating Cell Temperature | 45±2°C |
| Protection Class | Class II |
| Fire Rating | UL type 1 or 2 IEC Class C |

Mechanical Loading

| | |
|-----------------------------------|--------------------------------------|
| Front Side Maximum Static Loading | 5400Pa |
| Rear Side Maximum Static Loading | 2400Pa |
| Hailstone Test | 25mm Hailstone at the speed of 23m/s |

Temperature Ratings (STC)

| | |
|---------------------------------|------------|
| Temperature Coefficient of Isc | +0.050%/°C |
| Temperature Coefficient of Voc | -0.230%/°C |
| Temperature Coefficient of Pmax | -0.290%/°C |