

HIMEDIA®

For Life is Precious



HiMedia Laboratories Pvt. Ltd.

Date: 07th March 2024.

TO WHOMSOEVER IT MAY CONCERN

We hereby certify that,

Sanmedico SRL

Str. Corobceanu 7A, Apt.9,

MD-2012, CITY CHISINAU

Republic of Moldova,

Tel:-00-373-231 31515 / 00-373-222 60595

Fax:-00-373-22 62 30 32

E-mail: sanmedico.office@gmail.com

have been appointed by us as our **Authorized Distributor** for selling our Products in **MOLDOVA**

This certificate is valid upto 06th March 2026.

This Authorization Letter shall stand effective from the date of signing and can be terminated by either party with two months advance notice.

For **HIMEDIA LABORATORIES PVT. LTD.**

V.M.WARKE.

DIRECTOR – SALES & MARKETING



REGISTERED OFFICE -

Plot No. C40, Road No. 21Y, MIDC, Wagle Industrial Estate, Thane (West) - 400604, Maharashtra, India.
Tel : +91-22-6147 1919 / 6116 9797 / 6903 4800 | Fax : +91-22-6147 1920
Email : info@himedialabs.com | Web : www.himedialabs.com



... expect only quality from us™
CIN : U85195MH1982PTC028194



THE INTERNATIONAL CERTIFICATION NETWORK

CERTIFICATE

Quality Austria

has issued an IQNet recognized certificate that the organization:

HiMedia Laboratories Pvt. Ltd.

**Plot NO. C40, ROAD - 21Y, WAGLE INDUSTRIAL ESTATE,
THANE (WEST) - 400604 MAHARASHTRA, INDIA**

for the following scope:

**Design, Development & Testing of Microbiology, Animal Cell Culture,
Plant Tissue Culture & Molecular Biology products**

EAC: 34

has implemented and maintains a

QUALITY MANAGEMENT SYSTEM

which fulfils the requirements of the following standard

ISO 9001:2015

This attestation is directly linked to the IQNet Partner's original certificate and shall not be used as a stand-alone document

Issued on:	2022-02-28
Validity date:	2025-02-27
Quality Austria certified since:	2022-02-28

Registration Number: AT-27302/0

Alex Stoichitoiu
President of IQNet

Mag. Friedrich Khuen-Belasi
Authorised Representative
of Quality Austria



IQNet Partners*:

AENOR Spain AFNOR Certification France APCER Portugal CCC Cyprus CISQ Italy
CQC China CQM China CQS Czech Republic Cro Cert Croatia DQS Holding GmbH Germany EAGLE Certification Group USA
FCAV Brazil FONDONORMA Venezuela ICONTEC Colombia Inspecta Sertifointi Oy Finland INTECO Costa Rica
IRAM Argentina JQA Japan KFQ Korea MIRTEC Greece MSZT Hungary Nemko AS Norway NSAI Ireland
NYCE-SIGE México PCBC Poland Quality Austria Austria RR Russia SII Israel SIQ Slovenia
SIRIM QAS International Malaysia SQS Switzerland SRAC Romania TEST St Petersburg Russia TSE Turkey YUQS Serbia

* The list of IQNet partners is valid at the time of issue of this certificate. Updated information is available under www.iqnet-certification.com

CERTIFICATE

Quality Austria - Trainings, Zertifizierungs und Begutachtungs GmbH awards this **qualityaustria** certificate to the following organisation:

This **qualityaustria** certificate confirms the application and further development of an effective

HIMEDIA[®]

HiMedia Laboratories Pvt. Ltd.

Plot NO. C40, Road - 21Y, Wagle Industrial Estate,
Thane (West) - 400604 Maharashtra, INDIA

QUALITY MANAGEMENT SYSTEM

complying with the requirements of standard
ISO 9001:2015

Quality Austria - Trainings, Zertifizierungs und Begutachtungs GmbH is accredited according to the Austrian Accreditation Act by the BMWFV (Federal Ministry of Science, Research and Economy).

Quality Austria is accredited as an organisation for environmental verification by the BMLFUW (Federal Ministry of Agriculture, Forestry, Environment and Water Management).

Quality Austria is authorized by the VDA (Association of the Automotive Industry).

For accreditation registration details please refer to the applicable decisions or recognition documents.

Quality Austria is the Austrian member of IQNet (International Certification Network).

Dok. Nr. FO_24_028

1702280c-6c19-4683-8f36-3ea2e4167c18

The current validity of the certificate is documented exclusively on the Internet under <http://www.qualityaustria.com/en/cert> EAC: 34

Design, Development & Testing of Microbiology, Animal Cell Culture, Plant Tissue Culture & Molecular Biology products

Registration No.: 27302/0

Date of initial issue: 28 February 2022

Valid until: 27 February 2025

Vienna, 28 February 2022

Quality Austria - Trainings, Zertifizierungs und Begutachtungs GmbH,
AT-1010 Vienna, Zelinkagasse 10/3



 **qualityaustria**

PARTNER OF
IQNet

Mag. Christoph Mondl
General Manager

Mag. Dr. Werner Paar
General Manager

Mag. Dr. Anni Koubek
Specialist representative



THE INTERNATIONAL CERTIFICATION NETWORK

CERTIFICATE

Quality Austria

has issued an IQNet recognized certificate that the organization:

HiMedia Laboratories Pvt. Ltd.

**Plot NO. C40, ROAD - 21Y, WAGLE INDUSTRIAL ESTATE,
THANE (WEST) - 400604 MAHARASHTRA, INDIA**

for the following scope:

**Design, Development & Testing of Biosciences Products for application in Microbiology,
Animal Cell Culture & Molecular Biology products**

EAC: 34

has implemented and maintains a

QUALITY MANAGEMENT SYSTEM

which fulfils the requirements of the following standard

ISO 13485:2016

This attestation is directly linked to the IQNet Partner's original certificate and shall not be used as a stand-alone document

Issued on:	2022-02-28
Validity date:	2025-02-27
Quality Austria certified since:	2022-02-28

Registration Number: AT-00391/0

Alex Stoichitoiu
President of IQNet

Mag. Friedrich Khuen-Belasi
Authorised Representative
of Quality Austria



IQNet Partners*:

AENOR Spain AFNOR Certification France APCER Portugal CCC Cyprus CISQ Italy
CQC China CQM China CQS Czech Republic Cro Cert Croatia DQS Holding GmbH Germany EAGLE Certification Group USA
FCAV Brazil FONDONORMA Venezuela ICONTEC Colombia Inspecta Sertifiointi Oy Finland INTECO Costa Rica
IRAM Argentina JQA Japan KFQ Korea MIRTEC Greece MSZT Hungary Nemko AS Norway NSAI Ireland
NYCE-SIGE México PCBC Poland Quality Austria Austria RR Russia SII Israel SIQ Slovenia
SIRIM QAS International Malaysia SQS Switzerland SRAC Romania TEST St Petersburg Russia TSE Turkey YUQS Serbia

* The list of IQNet partners is valid at the time of issue of this certificate. Updated information is available under www.iqnet-certification.com

CERTIFICATE

Quality Austria - Trainings, Zertifizierungs und Begutachtungs GmbH awards this **qualityaustria** certificate to the following organisation:

This **qualityaustria** certificate confirms the application and further development of an effective

HIMEDIA

HiMedia Laboratories Pvt. Ltd.

Plot NO. C40, Road - 21Y, Wagle Industrial Estate,
Thane (West) - 400604 Maharashtra, INDIA

QUALITY MANAGEMENT SYSTEM

complying with the requirements of standard

ISO 13485:2016

Medical devices - Quality management systems -
Requirements for regulatory purposes

Quality Austria - Trainings, Zertifizierungs und Begutachtungs GmbH is accredited according to the Austrian Accreditation Act by the BMWFV (Federal Ministry of Science, Research and Economy).

Quality Austria is accredited as an organisation for environmental verification by the BMLFUW (Federal Ministry of Agriculture, Forestry, Environment and Water Management).

Quality Austria is authorized by the VDA (Association of the Automotive Industry).

For accreditation registration details please refer to the applicable decisions or recognition documents.

Quality Austria is the Austrian member of IQNet (International Certification Network).

Dok. Nr. FO_24_028

c74e1d5d-8d70-4bfe-a660-b5ea89b3600

The current validity of the certificate is documented exclusively on the Internet under <http://www.qualityaustria.com/en/cert> EAC: 34

Design, Development & Testing of Biosciences Products for application in Microbiology, Animal Cell Culture & Molecular Biology products

Registration No.: 00391/0

Date of initial issue: 28 February 2022

Valid until: 27 February 2025

Vienna, 28 February 2022

Quality Austria - Trainings, Zertifizierungs und Begutachtungs GmbH,
AT-1010 Vienna, Zelinkagasse 10/3



 **qualityaustria**

PARTNER OF




Mag. Christoph Mondl
General Manager



Mag. Dr. Werner Paar
General Manager



Mag. Dr. Anni Koubek
Specialist representative

**DECLARATION OF CONFORMITY
MICROBIOLOGY PRODUCTS**

- 1) Manufacturer (Name, department): HiMedia Laboratories Pvt. Ltd.
Address: Plot No. C-40, Road No. 21/Y, MIDC, Wagle Industrial Area, Thane(West)-400604, Maharashtra, India
- and
- 2) European authorized representative: CEpartner4U BV,
Address: ESDOORNLAAN 13, 3951DB MAARN, THE NETHERLANDS;
(on product labels printed as:
CEpartner4U , ESDOORNLAAN 13, 3951DB MAARN, THE NETHERLANDS. www.cepartner4u.eu)

3) Product(s) (groupnames /.):

Group	Group name	NL registration no.	No.
DCM&S	Dehydrated Culture Media & Supplements	NL-CA002-2013-26442	1
RPM	Ready Prepared Media Subgroups: Ready Prepared Plates, Ready Prepared Liquid & Solid Medium, Ready Prepared Slants, Ready Prepared Dual Media, HiDip Slides, HiSafe Blood Culturing System, Transport Medium w/ swabs, Viral Transport Medium w/ swabs, L.J. Medium Slants & Kits, Biochemical Kits for Mycobacteria, UTI Diagnostic Kits, Biochemical Identification Kits	NL-CA002-2013-26448	2
ESK	Epidemiological Screening Kit: Subgroups: Hi Aureus Confirmation Kits	NL-CA002-2012-24117	3
ASS	Antimicrobial Susceptibility Systems Subgroups: Sensitivity Discs-Single & Multi Discs MIC Strips: HiComb Strips, HiComb™ MIC Strip, Modified & Ezy MIC Strips, HiMIC™ Plate Kit	NL-CA002-2013-26444	4
BDA	Bacteriological Differentiation Aids Subgroups: Readymade Stains, Indicators & Reagents in liquid, Differentiation Discs & Strips, HiDtect Rapid Identification Discs	NL-CA002-2013-26445	5

type and model numbers: see appendix

4) The product(s) described above is in conformity with:

Title	Document No.
In vitro Diagnostic Medical Devices Directive	98/79/EC

5) Additional information (Conformity procedure, Notified Body, CE certificate, Registration nr., etc.):

Conformity assessment procedure for CE marking: In vitro Diagnostic Medical Device Directive, Annex III

Mumbai, India; 2022-03-01

(Place & date of issue (yyyy-mm-dd))

Dr. G.M. Warke, Managing Director

(name; function and signature of manufacturer)

Appendix

Date: 2022-03-01

List of devices:

Product group	Type/ Model / Ref number	Device Name	Risk Class	Date of CE compliance
Dehydrated Culture Media				
DCM	M1739	A7 Agar Base (Shepard's Differential Agar Base)	Low risk	20/12/2012
DCM	MCD884	Aeromonas Isolation HiCynth™ Medium Base	Low risk	12/08/2015
DCM	MV884	Aeromonas Isolation HiVeg™ Medium Base	Low risk	20/12/2012
DCM	M884	Aeromonas Isolation Medium Base	Low risk	20/12/2012
DCM	M1284	Aeromonas Starch DNA Agar Base	Low risk	20/12/2012
DCM	M016B	Agar Medium L (Brilliant Green, Phenol Red, Lactose Monohydrate, Sucrose Agar)	Low risk	20/12/2012
DCM	ME016	Agar Medium L (Brilliant Green, Phenol Red, Lactose Monohydrate, Sucrose Agar)	Low risk	20/12/2012
DCM	MCD618	Alkaline HiCynth™ Peptone Water	Low risk	12/08/2015
DCM	MV618	Alkaline HiVeg™ Peptone Water	Low risk	20/12/2012
DCM	M618	Alkaline Peptone Water	Low risk	20/12/2012
DCM	M1887	Alkaline Saline Peptone Water (ASPW)	Low risk	10/11/2020
DCM	M651	Amies Transport Medium w/ Charcoal	Low risk	20/12/2012
DCM	M684A	Amies Transport Medium, Liquid w/o charcoal	Low risk	25/08/2016
DCM	M228	Anaerobic Agar	Low risk	20/12/2012
DCM	M491	Anaerobic Agar (Brewer)	Low risk	20/12/2012
DCM	M230	Anaerobic Agar w/o Dextrose	Low risk	20/12/2012
DCM	M229	Anaerobic Agar w/o Dextrose and Eh Indicator	Low risk	20/12/2012
DCM	M1635	Anaerobic Basal Agar	Low risk	20/12/2012
DCM	M1636	Anaerobic Basal Broth	Low risk	20/12/2012
DCM	M1345	Anaerobic Blood Agar Base	Low risk	20/12/2012
DCM	M975A	Anaerobic Blood Agar Base	Low risk	20/12/2012
DCM	M1034	Anaerobic CNA Agar Base	Low risk	20/12/2012
DCM	MV228	Anaerobic HiVeg™ Agar	Low risk	20/12/2012
DCM	MV491	Anaerobic HiVeg™ Agar (Brewer)	Low risk	20/12/2012
DCM	MV230	Anaerobic HiVeg™ Agar w/o Dextrose	Low risk	20/12/2012
DCM	MV229	Anaerobic HiVeg™ Agar w/o Dextrose and Eh Indicator	Low risk	20/12/2012
DCM	MV909	Andrade Peptone Water w/ HiVeg™ Extract No. 1	Low risk	20/12/2012
DCM	M909	Andrade Peptone Water w/ HM Extract	Low risk	20/12/2012
DCM	M1485	Antibiotic Sulphonamide Sensitivity Test Agar (ASS Agar)	Low risk	20/12/2012
DCM	M1576	Arabinose Agar Base	Low risk	30/10/2018
DCM	M1637	Arcobacter Broth Base	Low risk	10/11/2020
DCM	M1894	Arcobacter Selective Broth Base	Low risk	10/11/2020

DCM	M672	Asparagine Broth (Coccidioidin and Histoplasmin Broth)	Low risk	20/12/2012
DCM	M158	Azide Blood Agar Base	Low risk	20/12/2012
DCM	MV158	Azide Blood Agar Base, HiVeg™	Low risk	20/12/2012
DCM	M1271	Azide Dextrose Broth w/ BCP	Low risk	10/11/2020
DCM	M220	B.A.G.G. Broth Base (Buffered Azide Glucose Glycerol Broth Base)	Low risk	20/12/2012
DCM	MV220	B.A.G.G. HiVeg™ Broth Base (Buffered Azide Glucose Glycerol HiVeg™ Broth Base)	Low risk	20/12/2012
DCM	M106	B.C.G. - Dextrose Agar (Snyder Test Agar)	Low risk	20/12/2012
DCM	MV106	B.C.G. - Dextrose HiVeg™ Agar (Snyder Test HiVeg™ Agar)	Low risk	20/12/2012
DCM	MCD462	B.Q.Vaccine HiCynth™ Medium (Thioglycollate HiCynth™ Broth)	Low risk	28/04/2017
DCM	MV462	B.Q.Vaccine HiVeg™ Medium (Thioglycollate Broth w/ HiVeg™ Extract No. 2)	Low risk	20/12/2012
DCM	M462	B.Q.Vaccine Medium (Thioglycollate Broth w/ HL Extract)	Low risk	20/12/2012
DCM	M861	B.T.B. Lactose Agar	Low risk	20/12/2012
DCM	MCD861	B.T.B. Lactose HiCynth™ Agar	Low risk	28/04/2017
DCM	MCD1081	B.T.B. Lactose HiCynth™ Agar, Modified	Low risk	28/04/2017
DCM	MV861	B.T.B. Lactose HiVeg™ Agar	Low risk	20/12/2012
DCM	MV833	Bacillus Cereus HiVeg™ Agar Base	Low risk	22/04/2019
DCM	M833	Bacillus Cereus Agar Base	Low risk	22/04/2019
DCM	M805	Bacteroides Bile Esculin Agar Base (BBE)	Low risk	20/12/2012
DCM	MV805	Bacteroides HiVeg™ Agar Base (BBE)	Low risk	20/12/2012
DCM	M043	Baird Parker Agar Base	Low risk	20/12/2012
DCM	M2093	Baird Parker Agar Base w/o Egg Yolk Emulsion	Low risk	22/04/2019
DCM	MCD043	Baird Parker HiCynth™ Agar Base	Low risk	12/08/2015
DCM	MV043	Baird Parker HiVeg™ Agar Base	Low risk	20/12/2012
DCM	M1091	Baird Staphylococcus Enrichment Broth Base	Low risk	10/11/2020
DCM	M694	Bennet's Agar	Low risk	20/12/2012
DCM	M1683	Bennet's Broth	Low risk	20/12/2012
DCM	MV694	Bennet's HiVeg™ Agar	Low risk	20/12/2012
DCM	M1888	BETA-SSA Agar (Group A Streptococci Selective Agar)	Low risk	20/12/2012
DCM	M211	BHI Agar (Special Infusion Agar)	Low risk	20/12/2012
DCM	M211A	BHI Agar w/ 1% Agar	Low risk	20/12/2012
DCM	MV211A	BHI Agar w/ 1% Agar, HiVeg™	Low risk	20/12/2012
DCM	M1069	BHI Agar w/ 3.0% Agar	Low risk	20/12/2012
DCM	MV211	BHI Agar, HiVeg™ (Special Infusion Agar, HiVeg™)	Low risk	20/12/2012
DCM	M1611	BHI Agar, Modified	Low risk	20/12/2012
DCM	M210	BHI Broth	Low risk	20/12/2012
DCM	M210I	BHI Broth	Low risk	20/12/2012
DCM	M209	BHI CC Agar	Low risk	20/12/2012
DCM	MV209	BHI CC Agar, HiVeg™	Low risk	20/12/2012
DCM	MCD211	BHI HiCynth™ Agar (Special Insusion HiCynth™ Agar)	Low risk	12/08/2015

DCM	MCD210	BHI HiCynth™ Broth	Low risk	12/08/2015
DCM	M1036	BHI w/ 0.1% Agar	Low risk	20/12/2012
DCM	M1037	BHI w/ 6.5% NaCl	Low risk	20/12/2012
DCM	MV1037	BHI w/ 6.5% NaCl, HiVeg™	Low risk	20/12/2012
DCM	M212	BHI w/ PABA	Low risk	20/12/2012
DCM	M213	BHI w/ PABA and Agar	Low risk	20/12/2012
DCM	MV213	BHI w/ PABA and Agar, HiVeg™	Low risk	20/12/2012
DCM	MV212	BHI w/ PABA, HiVeg™	Low risk	20/12/2012
DCM	MV1036	BHI with 0.1% Agar, HiVeg™	Low risk	20/12/2012
DCM	MV210	BHI, HiVeg™	Low risk	20/12/2012
DCM	M217	Bi.G.G.Y. Agar (Nickerson Medium)	Low risk	20/12/2012
DCM	MCD217	Bi.G.G.Y. HiCynth™ Agar (Nickerson HiCynth™ Agar)	Low risk	25/08/2016
DCM	M1396	Bifidobacterium Agar	Low risk	10/11/2020
DCM	M1960R	Bifidobacterium Agar (HiCrome™)	Low risk	25/08/2016
DCM	M1396R	Bifidobacterium Agar (Modified, Selective Medium, Kit)	Low risk	04/07/2018
DCM	M1858	Bifidobacterium Agar, Modified	Low risk	20/12/2012
DCM	M1395	Bifidobacterium Broth	Low risk	10/11/2020
DCM	M071	Bile Broth Base	Low risk	20/12/2012
DCM	MV071	Bile Broth Base, HiVeg™	Low risk	20/12/2012
DCM	M972A	Bile Esculin Agar, Modified	Low risk	22/04/2019
DCM	M493	Bile Esculin Azide Agar	Low risk	10/11/2020
DCM	MV493	Bile Esculin Azide HiVeg™ Agar	Low risk	10/11/2020
DCM	MCD493	Bile Esculin Azide HiCynth™ Agar	Low risk	10/11/2020
DCM	M481	Bile Peptone Transport Medium	Low risk	20/12/2012
DCM	M739	Bile Salt Agar	Low risk	20/12/2012
DCM	MCD027	Bismuth Sulphite HiCynth™ Agar	Low risk	12/08/2015
DCM	M027	Bismuth Sulphite Agar	Low risk	20/12/2012
DCM	M027L	Bismuth Sulphite Agar	Low risk	04/07/2018
DCM	MU027	Bismuth Sulphite Agar Medium	Low risk	20/12/2012
DCM	M1004	Bismuth Sulphite Agar, Modified	Low risk	20/12/2012
DCM	MV027	Bismuth Sulphite HiVeg™ Agar	Low risk	20/12/2012
DCM	MV1004	Bismuth Sulphite HiVeg™ Agar, Modified	Low risk	20/12/2012
DCM	M073	Blood Agar Base (Infusion Agar)	Low risk	20/12/2012
DCM	M834	Blood Agar Base No. 2	Low risk	20/12/2012
DCM	M834A	Blood Agar Base No. 2 w/ 1.2% Agar	Low risk	20/12/2012
DCM	MV834A	Blood Agar Base No. 2 w/ 1.2% Agar, HiVeg™	Low risk	20/12/2012
DCM	MV834	Blood Agar Base No. 2, HiVeg™	Low risk	20/12/2012
DCM	M834Z	Blood Agar Base No.2	Low risk	28/04/2017
DCM	M089	Blood Agar Base w/ Low pH	Low risk	20/12/2012
DCM	MV089	Blood Agar Base w/ Low pH, HiVeg™	Low risk	20/12/2012

DCM	M1904	Blood Agar Base w/ Nalidixic Acid	Low risk	20/12/2012
DCM	MV073	Blood Agar Base, HiVeg™ (Infusion Agar, HiVeg™)	Low risk	20/12/2012
DCM	M1989	Blood Agar Base, Modified	Low risk	20/12/2012
DCM	M1318	Blood Free Campylobacter Broth Base	Low risk	20/12/2012
DCM	MCD073	Blood HiCynth™ Agar Base (Infusion HiCynth™ Agar Base)	Low risk	25/08/2016
DCM	MCD834	Blood HiCynth™ Agar Base No.2	Low risk	25/08/2016
DCM	MCD089	Blood HiCynth™ Agar Base w/ Low pH	Low risk	25/08/2016
DCM	M175	Bordet Gengou Agar Base	Low risk	20/12/2012
DCM	M175A	Bordet Gengou Agar Base w/ 1.6% Agar	Low risk	20/12/2012
DCM	M175SB	Bordet Gengou Agar Base, Modified	Low risk	16/12/2017
DCM	M2012	Bordet Gengou Broth	Low risk	25/08/2016
DCM	MV175	Bordet Gengou HiVeg™ Agar Base	Low risk	20/12/2012
DCM	MV175A	Bordet Gengou HiVeg™ Agar Base w/ 1.6% Agar	Low risk	20/12/2012
DCM	M1020	BPL Agar	Low risk	20/12/2012
DCM	MV1020	BPL HiVeg™ Agar	Low risk	20/12/2012
DCM	M016A	Brilliant Green Agar Base w/ 1.2% Agar	Low risk	20/12/2012
DCM	M971	Brilliant Green Agar Base w/ Phosphates	Low risk	20/12/2012
DCM	M016	Brilliant Green Agar Base, Modified	Low risk	20/12/2012
DCM	MCD016	Brilliant Green Agar HiCynth™ Base, Modified	Low risk	12/08/2015
DCM	MU016	Brilliant Green Agar Medium	Low risk	20/12/2012
DCM	MM016	Brilliant Green Agar Medium 16	Low risk	20/12/2012
DCM	MV016A	Brilliant Green HiVeg™ Agar Base w/ 1.2% Agar	Low risk	20/12/2012
DCM	MV971	Brilliant Green HiVeg™ Agar Base w/ Phosphates	Low risk	20/12/2012
DCM	MV016	Brilliant Green HiVeg™ Agar Base, Modified	Low risk	20/12/2012
DCM	M016B	Brilliant Green, Phenol Red, Lactose Monohydrate, Sucrose Agar (Agar Medium L)	Low risk	20/12/2012
DCM	ME016	Brilliant Green, Phenol Red, Lactose Monohydrate, Sucrose Agar (Agar Medium L)	Low risk	20/12/2012
DCM	M1822	Bromo Thymol Lactose Blue Agar	Low risk	16/12/2017
DCM	M074	Brucella Agar Base	Low risk	20/12/2012
DCM	M1638	Brucella Agar Base w/ 1.0% Dextrose	Low risk	20/12/2012
DCM	M1039	Brucella Agar Base w/ Hemin and Vitamin K	Low risk	20/12/2012
DCM	M074A	Brucella Agar Base, Modified	Low risk	20/12/2012
DCM	M5392	Brucella Broth Base	Low risk	30/10/2018
DCM	M348	Brucella Broth Base	Low risk	20/12/2012
DCM	MV074	Brucella HiVeg™ Agar Base	Low risk	20/12/2012
DCM	MV074A	Brucella HiVeg™ Agar Base, Modified	Low risk	20/12/2012
DCM	MV348	Brucella HiVeg™ Broth Base	Low risk	20/12/2012
DCM	M822	Brucella Selective Medium Base	Low risk	20/12/2012
DCM	M1890	BSIBG Agar (Aeromonas Selective Agar)	Low risk	10/11/2020
DCM	M1668	BSK - H Medium Base	Low risk	20/12/2012

DCM	M1668B	BSK - H Medium Base w/o BSA	Low risk	28/04/2017
DCM	M813	Buffered Charcoal Yeast Extract Agar Base	Low risk	20/12/2012
DCM	M813I	Buffered Charcoal Yeast Extract Agar Medium (BCYE Medium)	Low risk	20/12/2012
DCM	MCD813	Buffered Charcoal Yeast Extract HiCynth™ Medium	Low risk	25/08/2016
DCM	M204	Buffered Glycerol Saline Base	Low risk	20/12/2012
DCM	MCD1275	Buffered HiCynth™ Peptone Water w/ NaCl	Low risk	12/08/2015
DCM	MV614	Buffered HiVeg™ Peptone Water	Low risk	22/04/2019
DCM	MV1275	Buffered HiVeg™ Peptone Water w/NaCl	Low risk	20/12/2012
DCM	M614	Buffered Peptone Water	Low risk	22/04/2019
DCM	M1275	Buffered Peptone Water w/ NaCl	Low risk	20/12/2012
DCM	M1851	Buffered Peptone Water w/ Pyruvate	Low risk	20/12/2012
DCM	MH1275	Buffered Sodium Chloride-Peptone Solution pH 7.0	Low risk	22/04/2019
DCM	M1640	Burkholderia Cepacia Agar Base	Low risk	20/12/2012
DCM	MCD1640	Burkholderia cepacia HiCynth™ Agar Base	Low risk	25/08/2016
DCM	M2089	Burkholderia Cepacia Selectie Agar	Low risk	10/11/2020
DCM	MU2089	Burkholderia Cepacia Selective Agar (BCSA)	Low risk	10/11/2020
DCM	M470	BYE Agar	Low risk	20/12/2012
DCM	MV470	BYE HiVeg™ Agar	Low risk	20/12/2012
DCM	M911	C. botulinum Isolation Agar Base	Low risk	20/12/2012
DCM	MV911	C. botulinum Isolation HiVeg™ Agar Base	Low risk	20/12/2012
DCM	M1146	C.L.E.D. Agar Base w/o Indicator	Low risk	20/12/2012
DCM	M792	C.L.E.D. Agar w/ Bromo Thymol Blue	Low risk	20/12/2012
DCM	MCD792	C.L.E.D. HiCynth™ Agar w/BTB	Low risk	12/08/2015
DCM	MCD352	C.L.E.D. HiCynth™ Agar w/Andrade Indicator	Low risk	12/08/2015
DCM	MV1146	C.L.E.D. HiVeg™ Agar Base w/o Indicator	Low risk	20/12/2012
DCM	MV352	C.L.E.D. HiVeg™ Agar w/ Andrade Indicator	Low risk	20/12/2012
DCM	MV792	C.L.E.D. HiVeg™ Agar w/ Bromo Thymol Blue	Low risk	20/12/2012
DCM	M352	C.L.E.D. Agar w/ Andrade Indicator	Low risk	20/12/2012
DCM	M352M	C.L.E.D. Agar w/ Andrades Indicator	Low risk	22/04/2019
DCM	M352A	C.L.E.D. Agar w/o Lactose & w/ Andrades Indicator	Low risk	22/04/2019
DCM	M563	Caffeic Acid Ferric Citrate Test Agar (CAFC Medium)	Low risk	20/12/2012
DCM	M893	CAL Agar (Cellobiose Arginine Lysine Agar)	Low risk	20/12/2012
DCM	M894	CAL Broth (Cellobiose Arginine Lysine Broth)	Low risk	20/12/2012
DCM	MV893	CAL HiVeg™ Agar (Cellobiose Arginine Lysine HiVeg™ Agar)	Low risk	20/12/2012
DCM	MV894	CAL HiVeg™ Broth (Cellobiose Arginine Lysine HiVeg™ Broth)	Low risk	20/12/2012
DCM	MV908	Campylo Thioglycollate HiVeg™ Medium Base	Low risk	20/12/2012
DCM	M908	Campylo Thioglycollate Medium Base	Low risk	20/12/2012
DCM	M994	Campylobacter Agar Base	Low risk	20/12/2012
DCM	M1267	Campylobacter Cefex Agar Base	Low risk	20/12/2012
DCM	M899	Campylobacter Enrichment Broth Base (Preston Enrichment Broth Base)	Low risk	20/12/2012

DCM	MV899	Campylobacter Enrichment HiVeg™ Broth Base (Preston Enrichment HiVeg™ Broth Base)	Low risk	20/12/2012
DCM	MV994	Campylobacter HiVeg™ Agar Base	Low risk	20/12/2012
DCM	M1240	Campylobacter Nitrate Broth	Low risk	20/12/2012
DCM	MV1240	Campylobacter Nitrate HiVeg™ Broth	Low risk	20/12/2012
DCM	M1602	Candida Agar	Low risk	20/12/2012
DCM	M355	Candida BCG Agar Base	Low risk	20/12/2012
DCM	MV355	Candida BCG HiVeg™ Agar Base	Low risk	20/12/2012
DCM	MV104	Candida HiVeg™ Medium	Low risk	20/12/2012
DCM	M104	Candida Medium	Low risk	20/12/2012
DCM	M202	Cary - Blair Medium Base (Transport Medium w/o Charcoal)	Low risk	20/12/2012
DCM	M202A	Cary Blair Medium, Liquid w/o charcoal	Low risk	25/08/2016
DCM	M794	Casitose Agar w/ 2.5% Agar	Low risk	20/12/2012
DCM	M200	Casitose Broth	Low risk	20/12/2012
DCM	M910	Casitose Yeast Extract Broth (CAYE)	Low risk	20/12/2012
DCM	MV910	Casitose Yeast Extract HiVeg™ Broth (CAYE)	Low risk	20/12/2012
DCM	M201	Casman Agar Base	Low risk	20/12/2012
DCM	M766	Casman Broth Base	Low risk	20/12/2012
DCM	MV201	Casman HiVeg™ Agar Base	Low risk	20/12/2012
DCM	MV766	Casman HiVeg™ Broth Base	Low risk	20/12/2012
DCM	MH024	Cetrimide Agar	Low risk	22/04/2019
DCM	M024	Cetrimide Agar Base	Low risk	20/12/2012
DCM	M1742	Cetrimide Agar Base (w 1.3% Agar)	Low risk	20/12/2012
DCM	M862	Cetrimide Broth	Low risk	20/12/2012
DCM	MCD024	Cetrimide HiCynth™ Agar Base	Low risk	12/08/2015
DCM	MV024	Cetrimide HiVeg™ Agar Base	Low risk	20/12/2012
DCM	MV862	Cetrimide HiVeg™ Broth	Low risk	20/12/2012
DCM	M344	Charcoal Agar Base	Low risk	10/11/2020
DCM	MV344	Charcoal Agar Base, HiVeg™	Low risk	10/11/2020
DCM	M1053	Charcoal Agar Base with Niacin	Low risk	16/12/2017
DCM	M646	Charcoal Blood Agar Base	Low risk	10/11/2020
DCM	MV646	Charcoal Blood Agar Base, HiVeg™	Low risk	10/11/2020
DCM	M103	Chocolate Agar Base	Low risk	20/12/2012
DCM	MV103	Chocolate HiVeg™ Agar Base	Low risk	20/12/2012
DCM	M1548	Chocolate No. 2 Agar Base	Low risk	20/12/2012
DCM	MV1548	Chocolate No. 2 HiVeg™ Agar Base	Low risk	20/12/2012
DCM	MV558	Cholera HiVeg™ Medium Base	Low risk	20/12/2012
DCM	M558	Cholera Medium Base	Low risk	20/12/2012
DCM	M143	Christensen Citrate Agar	Low risk	20/12/2012
DCM	M1820	Chrysoidin Agar with MUG	Low risk	16/12/2017

DCM	M497	Clostridial Agar	Low risk	20/12/2012
DCM	MV497	Clostridial HiVeg™ Agar	Low risk	20/12/2012
DCM	M836	Clostridium Difficile Agar Base	Low risk	20/12/2012
DCM	MV836	Clostridium Difficile HiVeg™ Agar Base	Low risk	20/12/2012
DCM	M1976	Clostridium difficile Mannitol Taurocholate Broth base (CCMB -TAL Broth)	Low risk	20/12/2012
DCM	M272	Coagulase Mannitol Agar Base	Low risk	20/12/2012
DCM	M277	Coagulase Mannitol Broth Base	Low risk	20/12/2012
DCM	MV272	Coagulase Mannitol HiVeg™ Agar Base	Low risk	20/12/2012
DCM	MV277	Coagulase Mannitol HiVeg™ Broth Base	Low risk	20/12/2012
DCM	M1826	Coliform Broth w/SLS	Low risk	22/04/2019
DCM	MV1826	Coliform HiVeg Broth w/ SLS	Low risk	22/04/2019
DCM	MH144	Columbia Agar	Low risk	22/04/2019
DCM	M144M	Columbia Agar	Low risk	22/04/2019
DCM	M144PM	Columbia Blood Agar Base	Low risk	22/04/2019
DCM	M144R	Columbia Blood Agar Base	Low risk	25/08/2016
DCM	M144	Columbia Blood Agar Base	Low risk	20/12/2012
DCM	M144A	Columbia Blood Agar Base w/ 1% Agar	Low risk	20/12/2012
DCM	MV144A	Columbia Blood Agar Base w/ 1% Agar, HiVeg™	Low risk	20/12/2012
DCM	M1133	Columbia Blood Agar Base w/ Hemin	Low risk	20/12/2012
DCM	MV144	Columbia Blood Agar Base, HiVeg™	Low risk	20/12/2012
DCM	MCD144	Columbia Blood HiCynth™ Agar Base	Low risk	12/08/2015
DCM	MCD144A	Columbia Blood HiCynth™ Agar Base w/1% Agar	Low risk	12/08/2015
DCM	M145	Columbia Broth Base	Low risk	20/12/2012
DCM	MV145	Columbia Broth Base, HiVeg™	Low risk	20/12/2012
DCM	M560	Columbia C.N.A. Agar Base	Low risk	20/12/2012
DCM	M560A	Columbia C.N.A. Agar Base w/ 1% Agar	Low risk	20/12/2012
DCM	MV560	Columbia C.N.A. HiVeg™ Agar Base	Low risk	20/12/2012
DCM	MV560A	Columbia C.N.A. HiVeg™ Agar Base w/ 1% Agar	Low risk	20/12/2012
DCM	MCD145	Columbia HiCynth™ Broth	Low risk	12/08/2015
DCM	M2103	Congo Red Magnesium Oxalate (CR-MOX) Agar	Low risk	22/04/2019
DCM	M730	Conn's Agar	Low risk	20/12/2012
DCM	M149	Cooked M Medium (R.C .Medium)	Low risk	16/12/2017
DCM	M1040	Cooked M Medium w/ Glucose, Hemin & Vitamin K	Low risk	16/12/2017
DCM	MV731	Corn Meal HiVeg™ Peptone Yeast Agar	Low risk	20/12/2012
DCM	M731	Corn Meal Peptone Yeast Agar	Low risk	20/12/2012
DCM	M897	Crystal Violet Lactose Agar	Low risk	10/11/2020
DCM	MV897	Crystal Violet Lactose HiVeg™ Agar	Low risk	10/11/2020
DCM	M1892	CTAS Agar Base (Carnobacterium Selective Agar Base)	Low risk	20/12/2012
DCM	M172	Cystine H Agar Base	Low risk	20/12/2012

DCM	MV172	Cystine HiVeg™ Agar Base	Low risk	20/12/2012
DCM	M881	Cystine Tellurite Agar Base	Low risk	20/12/2012
DCM	M160	D.C.L.S. Agar	Low risk	20/12/2012
DCM	M178	D.C.L.S. Agar, Hajna	Low risk	20/12/2012
DCM	MV160	D.C.L.S. HiVeg™ Agar	Low risk	20/12/2012
DCM	MV178	D.C.L.S. HiVeg™ Agar	Low risk	20/12/2012
DCM	M188	D.T.M. Agar Base (Dermatophyte Test Agar Base)	Low risk	20/12/2012
DCM	M501	Decarboxylase Agar Base	Low risk	20/12/2012
DCM	M393	Decarboxylase Broth Base, Moeller (Moeller Decarboxylase Broth Base)	Low risk	20/12/2012
DCM	MV501	Decarboxylase HiVeg™ Agar Base	Low risk	20/12/2012
DCM	MV393	Decarboxylase HiVeg™ Broth Base, Moeller (Moeller Decarboxylase HiVeg™ Broth Base)	Low risk	20/12/2012
DCM	M030	Deoxycholate Agar	Low risk	20/12/2012
DCM	MV030	Deoxycholate Agar, HiVeg™	Low risk	20/12/2012
DCM	M065	Deoxycholate Citrate Agar	Low risk	20/12/2012
DCM	M1639	Deoxycholate Citrate Agar w/1.5% Agar	Low risk	20/12/2012
DCM	M222	Deoxycholate Citrate Agar w/o Sucrose	Low risk	20/12/2012
DCM	MV065	Deoxycholate Citrate Agar, HiVeg™	Low risk	20/12/2012
DCM	MCD065	Deoxycholate Citrate HiCynth™ Agar	Low risk	12/08/2015
DCM	M084	Dextrose Agar	Low risk	20/12/2012
DCM	M286	Dextrose Agar Base, Emmons (Sabouraud Dextrose Agar Base, Modified)	Low risk	20/12/2012
DCM	MV084	Dextrose HiVeg™ Agar	Low risk	20/12/2012
DCM	MV286	Dextrose HiVeg™ Agar Base, Emmons (Sabouraud Dextrose HiVeg™ AgarBase, Modified)	Low risk	20/12/2012
DCM	M734	Dextrose Proteose Peptone Agar Base	Low risk	20/12/2012
DCM	MV734	Dextrose Proteose Peptone HiVeg™ Agar Base	Low risk	20/12/2012
DCM	M502	Diagnostic Sensitivity Test Agar (D.S.T. Agar)	Low risk	20/12/2012
DCM	M111	Diagnostic Stuart's Urea Broth Base (Urea Broth Base)	Low risk	20/12/2012
DCM	MV191	Diagnostic Thioglycollate HiVeg™ Medium (Thioglycollate HiVeg™ Medium w/o Indicator)	Low risk	20/12/2012
DCM	M191	Diagnostic Thioglycollate Medium (Thioglycollate Medium w/o Indicator)	Low risk	20/12/2012
DCM	M1129	Dichloran Glycerol Medium Base	Low risk	22/04/2019
DCM	M1049	Differential Agar for Group D Streptococci	Low risk	10/11/2020
DCM	M814	Differential Buffered Charcoal Yeast Extract Agar Base	Low risk	20/12/2012
DCM	M1603	Differential Reinforced Clostridial Agar	Low risk	10/11/2020
DCM	M915	Dihydrolase Broth Base	Low risk	20/12/2012
DCM	MV915	Dihydrolase HiVeg™ Broth Base	Low risk	20/12/2012
DCM	MM1276	Dilute Sautans Medium (Twin Pack)	Low risk	20/12/2012
DCM	M882	Diphtheria Virulence Agar Base	Low risk	25/08/2016
DCM	M882R	Diphtheria Virulence Agar Base Modified	Low risk	25/08/2016

DCM	MV882	Diphtheria Virulence HiVeg™ Agar Base	Low risk	25/08/2016
DCM	M1984	Dixon's Agar	Low risk	20/12/2012
DCM	M1419	DNase Test Agar w/ Methyl Green	Low risk	10/11/2020
DCM	M057	Double Sugar Agar, Russell (Russell Double Sugar Agar)	Low risk	20/12/2012
DCM	MV057	Double Sugar HiVeg™ Agar (Russell Double Sugar HiVeg™ Agar)	Low risk	20/12/2012
DCM	M916	Doyle's Enrichment Broth Base	Low risk	20/12/2012
DCM	MV916	Doyle's Enrichment HiVeg™ Broth Base	Low risk	20/12/2012
DCM	M1378	Drigalski Lactose Agar, Modified	Low risk	20/12/2012
DCM	M1761	Drigalski Lactose Selective Agar	Low risk	20/12/2012
DCM	M659	Drigalski Litmus Lactose Agar	Low risk	20/12/2012
DCM	MV659	Drigalski Litmus Lactose HiVeg™ Agar	Low risk	20/12/2012
DCM	M5349	DTP Medium	Low risk	30/10/2018
DCM	M067	Dubos Broth Base	Low risk	20/12/2012
DCM	MV067	Dubos HiVeg™ Broth Base	Low risk	20/12/2012
DCM	M179	Dubos Oleic Agar Base	Low risk	20/12/2012
DCM	M839	Dubos Oleic Broth Base	Low risk	20/12/2012
DCM	MV179	Dubos Oleic HiVeg™ Agar Base	Low risk	20/12/2012
DCM	MV839	Dubos Oleic HiVeg™ Broth Base	Low risk	20/12/2012
DCM	M1536	Dulcitol Selenite Broth (Selenite-F Broth w/ Dulcitol) (Twin Pack)	Low risk	20/12/2012
DCM	M854	E.T. Medium	Low risk	20/12/2012
DCM	M1768	EC Blue Broth	Low risk	20/12/2012
DCM	MV1768	EC Blue HiVeg™ Broth	Low risk	20/12/2012
DCM	M127	EC Broth	Low risk	20/12/2012
DCM	M1271	EC Broth	Low risk	20/12/2012
DCM	MV127	EC HiVeg™ Broth	Low risk	20/12/2012
DCM	M748	Edward's Medium Base, Modified	Low risk	20/12/2012
DCM	MV748	Edward's Medium HiVeg™ Base, Modified	Low risk	20/12/2012
DCM	M294	Edwards and Bruner Semisolid Medium	Low risk	20/12/2012
DCM	M808	Egg Yolk Agar Base	Low risk	20/12/2012
DCM	MV808	Egg Yolk Agar Base, HiVeg™	Low risk	20/12/2012
DCM	M1043	Egg Yolk Agar Base, Modified	Low risk	20/12/2012
DCM	M086	Eijkman Lactose Broth	Low risk	20/12/2012
DCM	MV086	Eijkman Lactose HiVeg™ Broth	Low risk	20/12/2012
DCM	M368	Elliker Broth (Lactobacilli Broth)	Low risk	10/11/2020
DCM	MV368	Elliker HiVeg™ Broth (Lactobacilli HiVeg™ Broth)	Low risk	10/11/2020
DCM	M317	EMB Agar	Low risk	20/12/2012
DCM	M301	EMB Agar Base	Low risk	20/12/2012
DCM	M022	EMB Agar, Levine	Low risk	20/12/2012
DCM	M022S	EMB Agar, Levine	Low risk	20/12/2012
DCM	M503	EMB Broth	Low risk	20/12/2012

DCM	MV317	EMB HiVeg™ Agar	Low risk	20/12/2012
DCM	MV022	EMB HiVeg™ Agar, Levine	Low risk	20/12/2012
DCM	MV503	EMB HiVeg™ Broth	Low risk	20/12/2012
DCM	M325	Emerson Agar	Low risk	20/12/2012
DCM	MV325	Emerson HiVeg™ Agar	Low risk	20/12/2012
DCM	M773	Emerson YSS Agar	Low risk	20/12/2012
DCM	M029	Endo Agar	Low risk	20/12/2012
DCM	M1077	Endo Agar Base	Low risk	20/12/2012
DCM	M1258	Endo Agar w/ NaCl	Low risk	20/12/2012
DCM	M1075	Endo Agar, Modified	Low risk	20/12/2012
DCM	M029R	Endo Agar, Special	Low risk	25/08/2016
DCM	MCD029	Endo HiCynth™ Agar	Low risk	12/08/2015
DCM	MV029	Endo HiVeg™ Agar	Low risk	20/12/2012
DCM	MV1077	Endo HiVeg™ Agar Base	Low risk	20/12/2012
DCM	MV1258	Endo HiVeg™ Agar w/ NaCl	Low risk	20/12/2012
DCM	MV1075	Endo HiVeg™ Agar, Modified	Low risk	20/12/2012
DCM	M738	Enriched Thioglycollate Broth	Low risk	20/12/2012
DCM	MV738	Enriched Thioglycollate HiVeg™ Broth	Low risk	20/12/2012
DCM	MV077	Entamoeba HiVeg™ Medium	Low risk	20/12/2012
DCM	M077	Entamoeba Medium	Low risk	20/12/2012
DCM	M1662	Enteric Fermentation Base	Low risk	20/12/2012
DCM	MH287	Enterobacteria Enrichment Broth, Mossel	Low risk	22/04/2019
DCM	M426	Ethyl Violet Azide Broth (E.V.A. Broth)	Low risk	20/12/2012
DCM	M426S	Ethyl Violet Azide Broth (E.V.A. Broth)	Low risk	20/12/2012
DCM	M1397	Ethyl Violet Azide Dextrose Agar	Low risk	20/12/2012
DCM	MV426	Ethyl Violet Azide HiVeg™ Broth (E.V.A. HiVeg™ Broth)	Low risk	20/12/2012
DCM	M428	Eugonic Agar	Low risk	20/12/2012
DCM	M429	Eugonic Broth	Low risk	20/12/2012
DCM	MV428	Eugonic HiVeg™ Agar	Low risk	20/12/2012
DCM	MV429	Eugonic HiVeg™ Broth	Low risk	20/12/2012
DCM	M1517	Eugonic LT 100 Broth Base w/o Tween 80	Low risk	20/12/2012
DCM	M1517Z	Eugonic LT 100 Broth Base w/o Tween 80	Low risk	17/06/2021
DCM	M811	Feeley Gorman Agar (F.G. Agar)	Low risk	20/12/2012
DCM	M812	Feeley Gorman Broth (F.G. Broth)	Low risk	20/12/2012
DCM	MV811	Feeley Gorman HiVeg™ Agar (F.G. HiVeg™ Agar)	Low risk	20/12/2012
DCM	MV812	Feeley Gorman HiVeg™ Broth (F.G. HiVeg™ Broth)	Low risk	20/12/2012
DCM	M827	Fermentation Medium for Staphylococcus and Micrococcus	Low risk	20/12/2012
DCM	MV919	Fermentation HiVeg™ Medium Base for C. perfringens	Low risk	20/12/2012
DCM	MV825	Fermentation HiVeg™ Medium for Neisseriae	Low risk	20/12/2012
DCM	MV827	Fermentation HiVeg™ Medium for Staphylococcus and Micrococcus	Low risk	20/12/2012

DCM	M919	Fermentation Medium Base for C. perfringens	Low risk	20/12/2012
DCM	M825	Fermentation Medium for Neisseriae	Low risk	20/12/2012
DCM	M1028	Field's Tryptic Digest Broth (Tryptic Digest Broth)	Low risk	20/12/2012
DCM	MV1028	Field's Tryptic digest Broth, HiVeg™ (Tryptic Digest Broth, HiVeg™)	Low risk	20/12/2012
DCM	MV239	Fletcher Leptospira HiVeg™ Medium Base (Leptospira HiVeg™ MediumBase, Fletcher)	Low risk	20/12/2012
DCM	M239	Fletcher Leptospira Medium Base (Leptospira Medium Base, Fletcher)	Low risk	20/12/2012
DCM	M1209	Fluconazole Testing Medium (Twin Pack)	Low risk	20/12/2012
DCM	MV013	Fluid Sabouraud HiVeg™ Medium (Sabouraud Medium, Fluid, HiVeg™)	Low risk	20/12/2012
DCM	M013	Fluid Sabouraud Medium (Sabouraud Medium, Fluid)	Low risk	20/12/2012
DCM	M1533I	Fluid Selenite Cystine Broth (Twin Pack)	Low risk	20/12/2012
DCM	MV025	Fluid Selenite Cystine HiVeg™ Medium (Selenite Cystine HiVeg™ Broth) (Twin Pack)	Low risk	20/12/2012
DCM	M025	Fluid Selenite Cystine Medium (Selenite Cystine Broth) (Twin Pack)	Low risk	20/12/2012
DCM	MM025	Fluid Selenite Cystine Medium (Twin Pack)	Low risk	20/12/2012
DCM	MU025	Fluid Selenite Cystine Medium (Twin Pack)	Low risk	20/12/2012
DCM	MCD032	Fluid Tetrathionate HiCynth™ Medium w/o Iodine and BG	Low risk	25/08/2016
DCM	MV032	Fluid Tetrathionate HiVeg™ Medium w/o Iodine and BG (Tetrathionate HiVeg™ Broth Base w/o Iodine & BG)	Low risk	20/12/2012
DCM	M032	Fluid Tetrathionate Medium w/o Iodine and BG (Tetrathionate Broth Base w/o Iodine and BG)	Low risk	20/12/2012
DCM	MV009	Fluid Thioglycollate HiVeg™ Medium	Low risk	22/04/2019
DCM	M009	Fluid Thioglycollate medium (Thioglycollate medium Fluid)	Low risk	22/04/2019
DCM	M543	Folic Acid Casei Medium	Low risk	20/12/2012
DCM	M2014	Folic Acid Casei Medium, Modified	Low risk	25/08/2016
DCM	M1050	Frey Mycoplasma Broth Base	Low risk	20/12/2012
DCM	M475	Fungobiotic Agar (Mycobio Agar)	Low risk	10/11/2020
DCM	M476	Garrod Actinomyces Medium	Low risk	10/11/2020
DCM	M1073	GBS Medium Base	Low risk	28/04/2017
DCM	M434	GC Agar Base	Low risk	25/08/2016
DCM	MV434	GC HiVeg™ Agar Base	Low risk	04/07/2018
DCM	M5397	Gifu Anaerobic Broth w/o starch & dextrose	Low risk	22/04/2019
DCM	M2079	Gifu Anaerobic Broth, Modified (GAM)	Low risk	04/07/2018
DCM	M1746	Glucose Agar	Low risk	10/11/2020
DCM	M435	Glucose Citrate Broth Base	Low risk	20/12/2012
DCM	M433	Glucose Cysteine Agar Base w/ Thiamine	Low risk	20/12/2012
DCM	MV433	Glucose Cysteine HiVeg™ Agar Base w/ Thiamine	Low risk	20/12/2012
DCM	M070	Glucose Phosphate Broth (Buffered Glucose Broth)	Low risk	20/12/2012
DCM	MV070	Glucose Phosphate HiVeg™ Broth (Buffered Glucose HiVeg™ Broth)	Low risk	20/12/2012
DCM	M621	Glucose Salt Teepol Broth (Twin Pack)	Low risk	20/12/2012

DCM	MV621	Glucose Salt Teepol HiVeg™ Broth (Twin Pack)	Low risk	20/12/2012
DCM	M1935	Glycerol Mannitol Acetamide Cetrимide Agar	Low risk	20/12/2012
DCM	M242	GN Broth, Hajna	Low risk	20/12/2012
DCM	MV242	GN HiVeg™ Broth	Low risk	20/12/2012
DCM	M1888	Group A Streptococci Selective Agar (BETA-SSA Agar)	Low risk	20/12/2012
DCM	M1607	Gum Listeria Medium	Low risk	20/12/2012
DCM	M243	H Broth	Low risk	20/12/2012
DCM	MV116	H.S. Vaccine HiVeg™ Medium (Standard Nutrient HiVeg™ Broth)	Low risk	20/12/2012
DCM	M116	H.S. Vaccine Medium (Standard Nutrient Broth)	Low risk	20/12/2012
DCM	M1259	Haemophilus Test Agar Base	Low risk	20/12/2012
DCM	M551	Hartley's Digest Broth	Low risk	20/12/2012
DCM	MV551	Hartley's Digest HiVeg™ Broth	Low risk	20/12/2012
DCM	M467	Hektoen Enteric Agar	Low risk	20/12/2012
DCM	MU467	Hektoen Enteric Agar Medium	Low risk	20/12/2012
DCM	MCD467	Hektoen Enteric HiCynth™ Agar	Low risk	12/08/2015
DCM	MV467	Hektoen Enteric HiVeg™ Agar	Low risk	20/12/2012
DCM	M5390	Helicobacter Pylori Selective Agar	Low risk	30/10/2018
DCM	M1158	Hemorrhagic Coli (HC) Agar	Low risk	20/12/2012
DCM	M169	HI Agar	Low risk	20/12/2012
DCM	MV169	HI Agar, HiVeg™	Low risk	20/12/2012
DCM	M170	HI Broth	Low risk	20/12/2012
DCM	MV170	HI Broth, HiVeg™	Low risk	20/12/2012
DCM	M1938	HiCrome™ Acinetobacter Agar Base	Low risk	20/12/2012
DCM	M1651	HiCrome™ Bacillus Agar	Low risk	25/08/2016
DCM	MCD1651	HiCrome™ Bacillus HiCynth™ Agar	Low risk	25/08/2016
DCM	M1960	HiCrome™ Bifidobacterium Agar	Low risk	20/12/2012
DCM	M1456AR	HiCrome™ Candida Differential Agar, Modified	Low risk	25/08/2016
DCM	MCD1297A	HiCrome™ Candida Differential HiCynth™ Agar	Low risk	12/08/2015
DCM	M1832	HiCrome Coliform Agar Modified	Low risk	22/04/2019
DCM	MV1300	HiCrome Coliform HiVeg Agar w/ SLS	Low risk	22/04/2019
DCM	MV1295	HiCrome E. coli HiVeg™ Agar	Low risk	22/04/2019
DCM	MV1293	HiCrome ECC HiVeg™ Agar	Low risk	22/04/2019
DCM	MV1294	HiCrome ECC Selective HiVeg Agar Base	Low risk	22/04/2019
DCM	M1598	HiCrome Enrichment Broth Base for EC O157:H7	Low risk	22/04/2019
DCM	M1577	HiCrome™ Enterobacter sakazakii Agar	Low risk	22/04/2019
DCM	M1641	HiCrome Enterobacter sakazakii Agar, Modified	Low risk	22/04/2019
DCM	MV1577	HiCrome Enterobacter sakazakii HiVeg™ Agar	Low risk	22/04/2019
DCM	MV1641	HiCrome Enterobacter sakazakii HiVeg™ Agar, Modified	Low risk	22/04/2019
DCM	M1580	HiCrome™ Enterococcus faecium Agar Base	Low risk	25/08/2016
DCM	MCD1466	HiCrome™ Improved Salmonella HiCynth™ Agar	Low risk	12/08/2015

DCM	M1569	HiCrome M-Lauryl Sulphate Agar	Low risk	22/04/2019
DCM	M1862	HiCrome M-Modified ECO157:H7 Selective Agar Base	Low risk	22/04/2019
DCM	M1571	HiCrome M-TEC Agar	Low risk	22/04/2019
DCM	M1713	HiCrome M-TEC Broth	Low risk	22/04/2019
DCM	M1985	HiCrome™ Malassezia Agar	Low risk	20/12/2012
DCM	M1953R	HiCrome™ MeReSa Agar Base (Modified)	Low risk	25/08/2016
DCM	M1953	HiCrome™ MeReSa Agar Base (Modified)	Low risk	25/08/2016
DCM	M2010	HiCrome™ Mueller Hinton Agar	Low risk	25/08/2016
DCM	M1974	HiCrome™ Rapid MRSA Agar Base	Low risk	20/12/2012
DCM	M1842	HiCrome Selective Salmonella Agar Base	Low risk	22/04/2019
DCM	M1353R	HiCrome™ UTI Agar	Low risk	25/08/2016
DCM	MCD1353	HiCrome™ UTI HiCynth™™ Agar	Low risk	12/08/2015
DCM	MV1353R	HiCrome™ UTI HiVeg™ Agar	Low risk	25/08/2016
DCM	MV1682	HiCrome Vibrio HiVeg™ Agar	Low risk	22/04/2019
DCM	M2114	HiCrome™ C.auris (MDR) Selective Agar Base	Low risk	10/11/2020
DCM	M2020	HiCrome™ Campylobacter Agar Base	Low risk	16/12/2017
DCM	M1297A	HiCrome™ Candida Differential Agar	Low risk	20/12/2012
DCM	M1297AR	HiCrome™ Candida Differential Agar Base	Low risk	20/12/2012
DCM	M1456A	HiCrome™ Candida Differential Agar Base, Modified	Low risk	20/12/2012
DCM	MV1297A	HiCrome™ Candida Differential HiVeg™ Agar	Low risk	20/12/2012
DCM	MV1456A	HiCrome™ Candida Differential HiVeg™ Agar Base, Modified	Low risk	20/12/2012
DCM	M2099	HiCrome™ CarbaResist Agar Base	Low risk	22/04/2019
DCM	M1991I	HiCrome™ Chromogenic Coliform Agar (CCA)	Low risk	22/04/2019
DCM	M2026	HiCrome™ Clostridial Agar Base	Low risk	25/08/2016
DCM	M1300	HiCrome™ Coliform Agar w/ SLS	Low risk	22/04/2019
DCM	MCD1300	HiCrome™ Coliform HiCynth™ Agar w/ SLS	Low risk	10/11/2020
DCM	M2094	HiCrome™ Colistin Resistant Agar Base	Low risk	30/10/2018
DCM	M2062I	HiCrome™ Cronobacter Isolation Agar (CCI Agar)	Low risk	10/11/2020
DCM	M1295	HiCrome™ E. coli Agar	Low risk	22/04/2019
DCM	M1295I	HiCrome™ E. coli Agar	Low risk	22/04/2019
DCM	MCD1295	HiCrome™ E.coli HiCynth™ Agar	Low risk	22/04/2019
DCM	MCD1580	HiCrome™ E.faecium HiCynth™ Agar Base	Low risk	25/08/2016
DCM	M1575A	HiCrome™ EC O157 : H7 Selective Agar Base, Modified	Low risk	10/11/2020
DCM	MV1575A	HiCrome™ EC O157 : H7 Selective HiVeg™ Agar Base, Modified	Low risk	10/11/2020
DCM	MCD1575A	HiCrome™ EC O157:H7 HiCynth™ Agar Base, Modified	Low risk	10/11/2020
DCM	M1574A	HiCrome™ EC O157:H7 Agar,Modified	Low risk	22/04/2019
DCM	M1293	HiCrome™ ECC Agar	Low risk	22/04/2019
DCM	M1294	HiCrome™ ECC Selective Agar Base	Low risk	22/04/2019
DCM	M2056	HiCrome™ ECC Selective Agar Base, Modified	Low risk	22/04/2019
DCM	M1488	HiCrome™ ECD Agar w/ MUG	Low risk	10/11/2020

DCM	MV1488	HiCrome™ ECD HiVeg™ Agar w/ MUG	Low risk	10/11/2020
DCM	MCD1598	HiCrome™ Enrichment HiCynth™ Broth Base for ECO157:H7	Low risk	10/11/2020
DCM	MCD1641	HiCrome™ Enterobacter sakazakii HiCynth™ Agar, Modified (HiCrome™ Cronobacter sakazakii HiCynth™ Agar, Modified)	Low risk	10/11/2020
DCM	M1376	HiCrome™ Enterococci Broth	Low risk	10/11/2020
DCM	MCD1376	HiCrome™ Enterococci HiCynth™ Broth	Low risk	10/11/2020
DCM	MV1376	HiCrome™ Enterococci HiVeg™ Broth	Low risk	10/11/2020
DCM	MV1580	HiCrome™ Enterococcus faecium HiVeg™ Agar Base	Low risk	10/11/2020
DCM	M1829	HiCrome™ ESBL Agar Base	Low risk	20/12/2012
DCM	M2128	HiCrome™ Haemophilus Agar Base	Low risk	17/06/2021
DCM	M1466	HiCrome™ Improved Salmonella Agar	Low risk	20/12/2012
DCM	MV1466	HiCrome™ Improved Salmonella HiVeg™ Agar	Low risk	20/12/2012
DCM	M1573	HiCrome™ Klebsiella Selective Agar Base	Low risk	10/11/2020
DCM	MV1573	HiCrome™ Klebsiella Selective HiVeg™ Agar Base	Low risk	10/11/2020
DCM	M1831	HiCrome™ KPC Agar Base	Low risk	20/12/2012
DCM	M2009	HiCrome™ L mono differential Agar Base	Low risk	10/11/2020
DCM	M1924	HiCrome™ L.mono Rapid Differential Agar Base	Low risk	10/11/2020
DCM	M2065	HiCrome™ Lactobacillus Selective Agar Base	Low risk	10/11/2020
DCM	M1417F	HiCrome™ Listeria Agar Base	Low risk	10/11/2020
DCM	M1417	HiCrome™ Listeria Agar Base, Modified	Low risk	10/11/2020
DCM	MCD1417	HiCrome™ Listeria HiCynth™ Agar Base, Modified	Low risk	10/11/2020
DCM	M1340	HiCrome™ MacConkey Sorbitol Agar Base	Low risk	20/12/2012
DCM	MCD1340	HiCrome™ MacConkey Sorbitol HiCynth™ Agar	Low risk	25/08/2016
DCM	M2058	HiCrome™ M-Coliconfirm Agar Base	Low risk	10/11/2020
DCM	M2064	HiCrome™ M-Coliconfirm Broth Base	Low risk	22/04/2019
DCM	M1674	HiCrome™ MeReSa Agar Base	Low risk	20/12/2012
DCM	MCD1674	HiCrome™ MeReSa HiCynth™ Agar Base	Low risk	25/08/2016
DCM	MV1674	HiCrome™ MeReSa HiVeg™ Agar Base	Low risk	20/12/2012
DCM	M1393	HiCrome™ MM Agar	Low risk	20/12/2012
DCM	M1816	HiCrome™ MM Agar , Modified	Low risk	04/07/2018
DCM	M1816R	HiCrome™ MM Agar , Modified	Low risk	04/07/2018
DCM	MCD1816	HiCrome™ MM HiCynth™ Agar, Modified (HiCrome™ Miller and Mallinson HiCynth™ Agar)	Low risk	10/11/2020
DCM	MV1393	HiCrome™ MM HiVeg™ Agar	Low risk	20/12/2012
DCM	MCD1571	HiCrome™ M-TEC HiCynth™ Agar	Low risk	10/11/2020
DCM	MCD1713	HiCrome™ M-TEC HiCynth™ Broth	Low risk	10/11/2020
DCM	M2067	HiCrome™ Mueller Hinton Agar (for antifungal)	Low risk	16/12/2017
DCM	M1712	HiCrome™ Nickels and Leesment Medium	Low risk	10/11/2020
DCM	MV1712	HiCrome™ Nickels & Leesment HiVeg™ Agar Base	Low risk	10/11/2020
DCM	MCD1633	HiCrome™ RajHans HiCynth™ Medium (Salmonella HiCynth™ Agar)	Low risk	25/08/2016

DCM	M1633	HiCrome™ RajHans Medium (Salmonella Agar)	Low risk	20/12/2012
DCM	M1634	HiCrome™ RajHans Medium, Modified (Salmonella Agar, Modified)	Low risk	20/12/2012
DCM	M2011	HiCrome™ Rapid ECC Broth	Low risk	22/04/2019
DCM	MCD1974	HiCrome™ Rapid MRSA HiCynth™ Agar Base	Low risk	25/08/2016
DCM	M2116	HiCrome™ Salmoconfirm Selective Agar	Low risk	10/11/2020
DCM	M1296	HiCrome™ Salmonella Agar	Low risk	20/12/2012
DCM	MV1296	HiCrome™ Salmonella HiVeg™ Agar	Low risk	20/12/2012
DCM	MCD1842	HiCrome™ Selective Salmonella HiCynth™ Agar Base	Low risk	10/11/2020
DCM	M1837	HiCrome™ Staph Agar Base, Modified	Low risk	20/12/2012
DCM	M1931	HiCrome™ Staph Selective Agar	Low risk	10/11/2020
DCM	M2092	HiCrome™ STEC Agar Base	Low risk	30/10/2018
DCM	M1840	HiCrome™ Strep B Selective Agar Base	Low risk	04/07/2018
DCM	M1966	HiCrome™ Strep B Selective Agar Base, Modified	Low risk	20/12/2012
DCM	MCD1840	HiCrome™ Strep B Selective HiCynth™ Agar Base	Low risk	04/07/2018
DCM	M1600	HiCrome™ Universal Differential Medium	Low risk	20/12/2012
DCM	MCD1418	HiCrome™ UTI HiCynth™ Agar, Modified	Low risk	25/08/2016
DCM	M1353	HiCrome™ UTI Agar	Low risk	20/12/2012
DCM	M1418	HiCrome™ UTI Agar, Modified	Low risk	20/12/2012
DCM	MV1353	HiCrome™ UTI HiVeg™ Agar	Low risk	20/12/2012
DCM	MV1418	HiCrome™ UTI HiVeg™ Agar, Modified	Low risk	20/12/2012
DCM	M1505	HiCrome™ UTI Selective Agar	Low risk	20/12/2012
DCM	MV1505	HiCrome™ UTI Selective HiVeg™ Agar	Low risk	20/12/2012
DCM	M1682	HiCrome™ Vibrio Agar	Low risk	22/04/2019
DCM	MCD1682	HiCrome™ Vibrio HiCynth™ Agar	Low risk	10/11/2020
DCM	M1830	HiCrome™ VRE Agar Base	Low risk	20/12/2012
DCM	M1925	HiCrome™ VRE Agar Base, Modified	Low risk	20/12/2012
DCM	M2025	HiCrome™ Yersinia Agar Base	Low risk	25/08/2016
DCM	M1951	HiCrome™ M-Coliform Differential Agar Base	Low risk	22/04/2019
DCM	M2048	HiFast™ Listeria Enrichment Broth Base	Low risk	10/11/2020
DCM	M1469	HiFluoro Pseudomonas Agar Base	Low risk	20/12/2012
DCM	MV1469	HiFluoro Pseudomonas HiVeg™ Agar Base	Low risk	20/12/2012
DCM	M2126	HiMRSA™ Confirmation Agar Base	Low risk	18/06/2021
DCM	M1218	High Salt Nutrient Agar	Low risk	20/12/2012
DCM	M1219	High Salt Peptone Yeast Extract Agar	Low risk	20/12/2012
DCM	M1054	Hippurate Hydrolysis Broth	Low risk	20/12/2012
DCM	M485	Hi-Sensitivity Test Agar	Low risk	20/12/2012
DCM	M486	Hi-Sensitivity Test Broth	Low risk	20/12/2012
DCM	MV485	Hi-Sensitivity Test HiVeg™ Agar	Low risk	20/12/2012
DCM	MV486	Hi-Sensitivity Test HiVeg™ Broth	Low risk	20/12/2012

DCM	M485A	HiSitest Agar	Low risk	20/12/2012
DCM	MV806	HiVeg™ Extract Agar	Low risk	20/12/2012
DCM	MV807	HiVeg™ Extract Broth	Low risk	20/12/2012
DCM	MV028	HiVeg™ Peptone Water	Low risk	20/12/2012
DCM	M806	HM Peptone B Agar	Low risk	20/12/2012
DCM	M807	HM Peptone B Broth	Low risk	20/12/2012
DCM	M924	Horie Arabinose Ethyl Violet Broth	Low risk	20/12/2012
DCM	M5385	Horse Blood agar	Low risk	30/10/2018
DCM	M1425	Hottinger Broth	Low risk	20/12/2012
DCM	MV015	Hoyle HiVeg™ Medium Base	Low risk	20/12/2012
DCM	M015	Hoyle Medium Base	Low risk	20/12/2012
DCM	MV871	Hugh Leifson Glucose HiVeg™ Medium	Low risk	20/12/2012
DCM	M871	Hugh Leifson Glucose Medium	Low risk	20/12/2012
DCM	MV826	Hugh Leifson HiVeg™ Medium	Low risk	20/12/2012
DCM	M826	Hugh Leifson Medium	Low risk	20/12/2012
DCM	M826S	Hugh Leifson Medium	Low risk	20/12/2012
DCM	MV364	Indole Nitrate HiVeg™ Medium (Tryptone Nitrate HiVeg™ Medium)	Low risk	20/12/2012
DCM	M364	Indole Nitrate Medium (Tryptone Nitrate Medium)	Low risk	20/12/2012
DCM	M574	Inositol Brilliant Green Bile Agar (Plesiomonas Differential Agar)	Low risk	20/12/2012
DCM	MV574	Inositol Brilliant Green HiVeg™ Agar (Plesiomonas Differential HiVeg™ Agar)	Low risk	20/12/2012
DCM	M1222	Karmali Campylobacter Agar Base	Low risk	10/11/2020
DCM	M248	KF Streptococcal Agar Base	Low risk	22/04/2019
DCM	M249	KF Streptococcal Broth Base	Low risk	20/12/2012
DCM	MV248	KF Streptococcal HiVeg Agar Base	Low risk	22/04/2019
DCM	MV249	KF Streptococcal HiVeg™ Broth Base	Low risk	20/12/2012
DCM	M1007	KF Streptococcus Agar Base w/ BCP	Low risk	20/12/2012
DCM	M1021	KF Streptococcus Broth Base w/ BCP	Low risk	20/12/2012
DCM	MV1021	KF Streptococcus HiVeg™ Broth Base w/ BCP	Low risk	20/12/2012
DCM	M1232	Kimmig Fungi Agar Base	Low risk	20/12/2012
DCM	MV1232	Kimmig Fungi HiVeg™ Agar Base	Low risk	20/12/2012
DCM	M1543	King's Medium A Base	Low risk	20/12/2012
DCM	M1235	King's OF Medium Base	Low risk	20/12/2012
DCM	MV1235	Kings OF Medium Base, HiVeg™	Low risk	20/12/2012
DCM	M2040	Kirchner Medium Base	Low risk	28/04/2017
DCM	M161	Kirchner Medium Base, Modified	Low risk	20/12/2012
DCM	M078	Kligler Iron Agar	Low risk	20/12/2012
DCM	M078I	Kligler Iron Agar	Low risk	20/12/2012
DCM	M078A	Kligler Iron Agar, Modified	Low risk	20/12/2012
DCM	MCD078	Kligler Iron HiCynth™ Agar	Low risk	12/08/2015

DCM	MV078	Kligler Iron HiVeg™ Agar	Low risk	20/12/2012
DCM	MV142	Kohn Two Tube HiVeg™ Medium No.1 Base	Low risk	20/12/2012
DCM	MV802	Kohn Two Tube HiVeg™ Medium No.2	Low risk	20/12/2012
DCM	M142	Kohn Two Tube Medium No.1 Base	Low risk	20/12/2012
DCM	M802	Kohn Two Tube Medium No.2	Low risk	20/12/2012
DCM	M069	Koser Citrate Medium	Low risk	20/12/2012
DCM	MV171	Kracke Blood Culture HiVeg™ Medium	Low risk	20/12/2012
DCM	M171	Kracke Blood Culture Medium	Low risk	20/12/2012
DCM	M305	Kupferberg Trichomonas Broth Base (Trichomonas Broth Base, Kupferberg)	Low risk	20/12/2012
DCM	MV305	Kupferberg Trichomonas HiVeg™ Broth Base (Trichomonas HiVeg™ Broth Base, Kupferberg)	Low risk	20/12/2012
DCM	M928	L Broth	Low risk	20/12/2012
DCM	M1312	L Broth, Modified	Low risk	20/12/2012
DCM	M162R	L J Medium Base, Modified (Lowenstein Jensen Medium Base, Modified)	Low risk	25/08/2016
DCM	M1552	L. mono Confirmatory Agar Base	Low risk	20/12/2012
DCM	MV1552	L. mono Confirmatory HiVeg™ Agar Base	Low risk	20/12/2012
DCM	M742	L.D. Agar	Low risk	20/12/2012
DCM	M744	L.D. Egg Yolk Agar Base	Low risk	20/12/2012
DCM	M743	L.D. Esculin Agar	Low risk	20/12/2012
DCM	MV743	L.D. Esculin HiVeg™ Agar	Low risk	20/12/2012
DCM	MV742	L.D. HiVeg™ Agar	Low risk	20/12/2012
DCM	M1540	L.mono Differential Agar Base	Low risk	22/04/2019
DCM	M1540I	HiCrome™ Listeria Ottaviani-Agosti Agar Base	Low risk	10/11/2020
DCM	M1540IR	L.mono Differential Agar Base	Low risk	10/11/2020
DCM	MCD1540	L.mono Differential HiCynth™ Agar Base	Low risk	22/04/2019
DCM	MV1540	L.mono Differential HiVeg™ Agar Base	Low risk	22/04/2019
DCM	M926	Lactic Streak Agar (Reddy's Differential Agar, Modified)	Low risk	20/12/2012
DCM	MV926	Lactic Streak HiVeg™ Agar	Low risk	20/12/2012
DCM	MV368	Lactobacilli HiVeg™ Broth (Elliker HiVeg™ Broth)	Low risk	20/12/2012
DCM	M927	Lactobacillus Bulgaricus Agar Base	Low risk	20/12/2012
DCM	MV927	Lactobacillus Bulgaricus HiVeg™ Agar Base	Low risk	20/12/2012
DCM	M641	Lactobacillus MRS Agar (MRS Agar)	Low risk	20/12/2012
DCM	M641I	Lactobacillus MRS Agar (MRS Agar)	Low risk	20/12/2012
DCM	M369	Lactobacillus MRS Broth (MRS Broth)	Low risk	20/12/2012
DCM	MV641	Lactobacillus MRS HiVeg™ Agar (MRS HiVeg™ Agar)	Low risk	20/12/2012
DCM	MV369	Lactobacillus MRS HiVeg™ Broth (MRS HiVeg™ Broth)	Low risk	20/12/2012
DCM	M1165	Lactobacillus Selection Bile Agar Base (LBS Bile Agar)	Low risk	20/12/2012
DCM	M1081	Lactose Blue Agar (B.T.B. Lactose Agar, Modified)	Low risk	20/12/2012
DCM	MV1081	Lactose Blue HiVeg™ Agar (B.T.B. Lactose HiVeg™ Agar, Modified)	Low risk	20/12/2012

DCM	M1003	Lactose Broth	Low risk	22/04/2019
DCM	MV1003	Lactose HiVeg™ Broth	Low risk	22/04/2019
DCM	M1047	Lactose Lecithin Agar	Low risk	04/07/2018
DCM	M080	Lauryl Sulphate Broth (Lauryl Tryptose Broth)	Low risk	22/04/2019
DCM	MV080	Lauryl SulphateHiVeg™ Broth (Lauryl Tryptose HiVeg™ Broth)	Low risk	22/04/2019
DCM	M180	Lead Acetate Agar	Low risk	10/11/2020
DCM	M1839	Leeds Acinetobacter Agar Base	Low risk	20/12/2012
DCM	M1938R	Leeds Acinetobacter Agar Base (HiCrome™ Acinetobacter Agar Base)	Low risk	25/08/2016
DCM	M1845	Legionella Agar Base w/o Charcoal	Low risk	10/11/2020
DCM	M1380	Leifson Agar	Low risk	20/12/2012
DCM	MV1380	Leifson HiVeg™ Agar	Low risk	20/12/2012
DCM	M1138	Leifson's Deoxycholate Agar, Modified	Low risk	20/12/2012
DCM	MV1138	Leifson's Deoxycholate HiVeg™ Agar, Modified	Low risk	20/12/2012
DCM	MV239	Leptospira HiVeg™ Medium Base, Fletcher (Fletcher Leptospira HiVeg™ Medium Base)	Low risk	20/12/2012
DCM	MV457	Leptospira HiVeg™ Medium Base, Korthof, Modified	Low risk	20/12/2012
DCM	M1009	Leptospira Medium Base	Low risk	20/12/2012
DCM	M239	Leptospira Medium Base, Fletcher (Fletcher Leptospira Medium Base)	Low risk	20/12/2012
DCM	M457	Leptospira Medium Base, Korthof, Modified	Low risk	20/12/2012
DCM	MV472	Levinthal's HiVeg™ Medium Base	Low risk	20/12/2012
DCM	M472	Levinthal's Medium Base	Low risk	20/12/2012
DCM	M374	LI Agar	Low risk	20/12/2012
DCM	MV374	LI Agar, HiVeg™	Low risk	20/12/2012
DCM	M153	LI Broth	Low risk	20/12/2012
DCM	MV153	LI Broth, HiVeg™	Low risk	20/12/2012
DCM	M627	Lipovitellin Salt Mannitol Agar Base	Low risk	20/12/2012
DCM	M817	Liquoid Broth	Low risk	20/12/2012
DCM	MV817	Liquoid HiVeg™ Broth	Low risk	20/12/2012
DCM	M569	Listeria Enrichment Broth (Twin Pack)	Low risk	20/12/2012
DCM	MV569	Listeria Enrichment HiVeg™ Broth (Twin Pack)	Low risk	20/12/2012
DCM	MV890A	Listeria Enrichment HiVeg™ Medium Base (UVM)	Low risk	20/12/2012
DCM	M890A	Listeria Enrichment Medium Base (UVM)	Low risk	20/12/2012
DCM	M1064	Listeria Identification Agar Base (PALCAM)	Low risk	22/04/2019
DCM	M1090	Listeria Identification Broth Base (PALCAM)	Low risk	22/04/2019
DCM	MV1064	Listeria Identification HiVeg Agar Base (PALCAM)	Low risk	22/04/2019
DCM	MV1090	Listeria Identification HiVeg Broth Base (PALCAM)	Low risk	22/04/2019
DCM	MCD1145	Listeria Oxford HiCynth™ Medium Base	Low risk	25/08/2016
DCM	MV1145	Listeria Oxford HiVeg™ Medium Base	Low risk	20/12/2012
DCM	M1145R	Listeria Oxford Medium Base	Low risk	25/08/2016

DCM	M1145	Listeria Oxford Medium Base	Low risk	20/12/2012
DCM	M1781	Listeria Oxford Medium Base, Modified	Low risk	20/12/2012
DCM	M567	Listeria Selective Agar (Twin Pack)	Low risk	20/12/2012
DCM	M1474	Listeria Selective Agar Base	Low risk	20/12/2012
DCM	M889	Listeria Selective Broth Base	Low risk	20/12/2012
DCM	M1865	Listeria Selective Enrichment Broth	Low risk	22/04/2019
DCM	MV567	Listeria Selective HiVeg™ Agar (Twin Pack)	Low risk	20/12/2012
DCM	MV889	Listeria Selective HiVeg™ Broth Base	Low risk	20/12/2012
DCM	M507	Litmus Lactose Bile Salt Agar (LLBSA)	Low risk	10/11/2020
DCM	MV507	Litmus Lactose HiVeg™ Agar	Low risk	10/11/2020
DCM	M373	Littman Bile Agar Base	Low risk	20/12/2012
DCM	M663	Littman Bile Broth Base	Low risk	20/12/2012
DCM	MV373	Littman HiVeg™ Agar Base	Low risk	20/12/2012
DCM	MV663	Littman HiVeg™ Broth Base	Low risk	20/12/2012
DCM	M1001	LM Agar	Low risk	20/12/2012
DCM	M1934	LM Agar, Modified	Low risk	20/12/2012
DCM	MV537	Loeffler HiVeg™ Medium Base	Low risk	20/12/2012
DCM	M537	Loeffler Medium Base	Low risk	20/12/2012
DCM	M1189	Loeffler Serum Medium Base	Low risk	20/12/2012
DCM	MM162	Lowenstein - Jensen Medium (L.J. Medium) (Twin Pack)	Low risk	20/12/2012
DCM	M162R	Lowenstein Jensen Medium Base, Modified (L J Medium Base, Modified)	Low risk	25/08/2016
DCM	M162	Lowenstein Jensen Medium Base (L.J. Medium)	Low risk	20/12/2012
DCM	M1542	Lowenstein Jensen Medium Base w/o Starch	Low risk	20/12/2012
DCM	M2032	Lowenstein Jensen Medium Base, Modified	Low risk	25/08/2016
DCM	M176	LV Agar (Liver Veal Agar)	Low risk	10/11/2020
DCM	M1977	Lysine Indole Motility Medium, Modified	Low risk	10/11/2020
DCM	MH081	MacConkey Agar	Low risk	22/04/2019
DCM	M1024	MacConkey Agar Base	Low risk	20/12/2012
DCM	M1819	MacConkey Agar II w/o CV	Low risk	20/12/2012
DCM	M008E	MacConkey Agar Medium	Low risk	20/12/2012
DCM	M081	MacConkey Agar w/ 0.15% Bile Salts, CV and NaCl	Low risk	20/12/2012
DCM	M061	MacConkey Agar w/ Bromo Thymol Blue	Low risk	20/12/2012
DCM	M1582	MacConkey Agar w/ CV and w/o NaCl	Low risk	20/12/2012
DCM	M081A	MacConkey Agar w/ CV, NaCl, and 0.15% Bile Salts	Low risk	20/12/2012
DCM	M008	MacConkey Agar w/o CV w/ 0.15% Bile Salts	Low risk	20/12/2012
DCM	M082A	MacConkey Agar w/o CV, NaCl w/ 0.5% Bile Salts	Low risk	20/12/2012
DCM	M082	MacConkey Agar w/o CV, NaCl w/ 0.5% Sodium Taurocholate	Low risk	20/12/2012
DCM	M008A	MacConkey Agar w/o CV, w/ 0.5% Bile Salts	Low risk	20/12/2012
DCM	M008B	MacConkey Agar w/o CV, w/ 1.2% Agar	Low risk	20/12/2012

DCM	M1785	MacConkey Agar w/o CV, w/0.5% Sodium Taurocholate	Low risk	20/12/2012
DCM	M1702	MacConkey Agar, RS	Low risk	20/12/2012
DCM	MH083	MacConkey Broth	Low risk	22/04/2019
DCM	M083	MacConkey Broth Purple w/BCP	Low risk	22/04/2019
DCM	MCD081	MacConkey HiCynth™ Agar w/ 0.15% Bile Salts	Low risk	25/08/2016
DCM	MCD082	MacConkey HiCynth™ Agar w/o CV, NaCl	Low risk	25/08/2016
DCM	MV1024	MacConkey HiVeg™ Agar Base	Low risk	20/12/2012
DCM	MV061	MacConkey HiVeg™ Agar w/ Bromo Thymol Blue	Low risk	20/12/2012
DCM	MV081	MacConkey HiVeg™ Agar w/ CV, NaCl, 0.003% NR and 1.5% Agar	Low risk	20/12/2012
DCM	MV081A	MacConkey HiVeg™ Agar w/ CV, NaCl, 0.005% NR and 1.5% Agar	Low risk	20/12/2012
DCM	MV082	MacConkey HiVeg™ Agar w/o CV and NaCl, w/ 0.004% NR and 2.0% Agar	Low risk	20/12/2012
DCM	MV082A	MacConkey HiVeg™ Agar w/o CV and NaCl, w/ 0.0075% NR and 1.2% Agar	Low risk	20/12/2012
DCM	MV008B	MacConkey HiVeg™ Agar w/o CV, w/ 0.003% NR and 1.2% Agar	Low risk	20/12/2012
DCM	MV008	MacConkey HiVeg™ Agar w/o CV, w/ 0.003% NR and 1.5% Agar	Low risk	20/12/2012
DCM	MV008A	MacConkey HiVeg™ Agar w/o CV, w/ 0.0075% NR and 1.2% Agar	Low risk	20/12/2012
DCM	MV083	MacConkey HiVeg™ Broth Purple w/ BCP	Low risk	22/04/2019
DCM	M298	MacConkey Sorbitol Agar (Sorbitol Agar)	Low risk	20/12/2012
DCM	M298I	MacConkey Sorbitol Agar Base	Low risk	20/12/2012
DCM	M1727R	MacConkey Sorbitol Agar Base (w/ Rhamnose)	Low risk	25/08/2016
DCM	M1727	MacConkey Sorbitol Agar Base w/ Rhamnose	Low risk	20/12/2012
DCM	MCD298	MacConkey Sorbitol HiCynth™ Agar (Sorbitol HiCynth™ Agar)	Low risk	28/04/2017
DCM	MV298	MacConkey Sorbitol HiVeg™ Agar (Sorbitol HiVeg™ Agar)	Low risk	20/12/2012
DCM	M2074	MacConkey Sorbitol Rhamnose Selective Agar Base	Low risk	16/12/2017
DCM	M382	Malonate Broth	Low risk	25/08/2016
DCM	M137	Malt Extract Agar Base (w/ Mycological Peptone)	Low risk	20/12/2012
DCM	M995	Malt Extract Agar Base, Modified as per Thom and Church	Low risk	20/12/2012
DCM	M255	Malt Extract Broth Base	Low risk	20/12/2012
DCM	M1128	Malt Extract Broth, Modified as per Thom and Church	Low risk	20/12/2012
DCM	MV137	Malt Extract HiVeg™ Agar Base	Low risk	20/12/2012
DCM	MV995	Malt Extract HiVeg™ Agar Base, Modified	Low risk	20/12/2012
DCM	MV255	Malt Extract HiVeg™ Broth Base	Low risk	20/12/2012
DCM	M1967	Malt Yeast Agar	Low risk	20/12/2012
DCM	M1624	Mannitol Agar w/Prilion	Low risk	20/12/2012
DCM	M1071	Mannitol Lysine Agar	Low risk	20/12/2012
DCM	MCD1071	Mannitol Lysine HiCynth™ Agar	Low risk	25/08/2016
DCM	M1320	Mannitol Motility Nitrate Medium	Low risk	20/12/2012
DCM	MV770	Mannitol Motility Test HiVeg™ Medium	Low risk	20/12/2012
DCM	M770	Mannitol Motility Test Medium	Low risk	20/12/2012
DCM	MH118	Mannitol Salt Agar	Low risk	22/04/2019

DCM	M118	Mannitol Salt Agar Base	Low risk	20/12/2012
DCM	M383	Mannitol Salt Broth	Low risk	20/12/2012
DCM	MCD118	Mannitol Salt HiCynth™ Agar Base	Low risk	12/08/2015
DCM	MV118	Mannitol Salt HiVeg™ Agar Base	Low risk	20/12/2012
DCM	MV383	Mannitol Salt HiVeg™ Broth	Low risk	20/12/2012
DCM	M1534	Mannitol Selenite Broth (Selenite Mannitol Broth) (Twin Pack)	Low risk	20/12/2012
DCM	M1537	Mannitol Selenite Broth w/Brilliant Green (Twin Pack)	Low risk	04/07/2018
DCM	MV379	Marine Oxidation Fermentation HiVeg™ Medium	Low risk	20/12/2012
DCM	M379	Marine Oxidation Fermentation Medium	Low risk	20/12/2012
DCM	M2085	Martin Lewis Agar Base	Low risk	22/04/2019
DCM	M1030	Maximum Recovery Diluent	Low risk	22/04/2019
DCM	MV1030	Maximum Recovery Diluent HiVeg™	Low risk	22/04/2019
DCM	M386	McBride Listeria Agar Base	Low risk	20/12/2012
DCM	MV386	McBride Listeria HiVeg™ Agar Base	Low risk	20/12/2012
DCM	M1354	M-CP Agar Base	Low risk	10/11/2020
DCM	MV1354	M-CP HiVeg™ Agar Base	Low risk	10/11/2020
DCM	M1426	M-E.coli Broth	Low risk	22/04/2019
DCM	M1594	MeReSa Agar Base	Low risk	20/12/2012
DCM	M1974R	MeReSa Agar Base (HiCrome™ Rapid MRSA Agar)	Low risk	25/08/2016
DCM	M1812	M-FC Basal Medium	Low risk	10/11/2020
DCM	M199	Middlebrook 7H10 Agar Base	Low risk	20/12/2012
DCM	M196	Middlebrook 7H10 Agar Base, Special	Low risk	20/12/2012
DCM	M511	Middlebrook 7H11 Agar Base	Low risk	20/12/2012
DCM	M511A	Middlebrook 7H11 Agar Base w/o Malachite Green	Low risk	20/12/2012
DCM	MV511	Middlebrook 7H11 HiVeg™ Agar Base	Low risk	20/12/2012
DCM	M197	Middlebrook 7H9 Agar Base	Low risk	20/12/2012
DCM	M198	Middlebrook 7H9 Broth Base	Low risk	20/12/2012
DCM	M259	Mitis Salivarius Agar Base	Low risk	20/12/2012
DCM	MV259	Mitis Salivarius HiVeg™ Agar Base	Low risk	20/12/2012
DCM	M5319	Modified B.Q. Vaccine Medium	Low risk	28/04/2017
DCM	M1150	Modified Bile Esculin Azide Agar	Low risk	20/12/2012
DCM	M892	Modified Buffered Charcoal Agar Base	Low risk	20/12/2012
DCM	MV892	Modified Buffered Charcoal HiVeg™ Agar Base	Low risk	20/12/2012
DCM	M1660	Modified Cary-Blair Medium	Low risk	20/12/2012
DCM	MV460	Modified CPLM HiVeg™ Medium Base (Trichomonas Modified CPLM HiVeg™ Medium Base)	Low risk	20/12/2012
DCM	M460	Modified CPLM Medium Base (Trichomonas Modified CPLM Medium Base)	Low risk	20/12/2012
DCM	M1170	Modified Czapek Dox Agar	Low risk	20/12/2012
DCM	M1285	Modified EC Broth Base	Low risk	20/12/2012
DCM	M1445	Modified Lactobacillus Agar	Low risk	20/12/2012

DCM	M1643	Modified Lauryl Sulphate Tryptose Broth Base	Low risk	20/12/2012
DCM	M1457R	Modified Listeria Lecithinase Agar Base	Low risk	25/08/2016
DCM	M1897	Modified Listeria Oxford Agar Base	Low risk	25/11/2017
DCM	M891	Modified McBride Listeria Agar Base	Low risk	20/12/2012
DCM	MV891	Modified McBride Listeria HiVeg™™ Agar Base	Low risk	20/12/2012
DCM	M1139	Modified MYP Agar Base	Low risk	20/12/2012
DCM	MV1139	Modified MYP HiVeg™™ Agar Base	Low risk	20/12/2012
DCM	M1606	Modified Protease Agar	Low risk	20/12/2012
DCM	M1681	Modified Sabourauds Chloramphenicol Agar	Low risk	20/12/2012
DCM	M1068	Modified Salt Broth	Low risk	20/12/2012
DCM	M2049	Modified Shieh Agar (LMG Medium 215)	Low risk	28/04/2017
DCM	M1286I	Modified Soyabean Bile Broth Base	Low risk	22/04/2019
DCM	M795	Modified Thayer Martin Medium Base (w/o Supplement)	Low risk	20/12/2012
DCM	M393	Moeller Decarboxylase Broth Base (Decarboxylase Broth Base, Moeller)	Low risk	25/08/2016
DCM	MCD393	Moeller Decarboxylase HiCynth™™ Broth Bas	Low risk	25/08/2016
DCM	M246	Mold Inhibitory Agar, Ulrich	Low risk	20/12/2012
DCM	M474	Monsur Medium Base	Low risk	20/12/2012
DCM	M1927	MRS Agar w/ Low pH	Low risk	10/11/2020
DCM	M1864	MSM Broth Base	Low risk	20/12/2012
DCM	M173	Mueller Hinton Agar	Low risk	20/12/2012
DCM	M1825	Mueller Hinton Agar 2% Glucose w/ Methylene blue	Low risk	20/12/2012
DCM	M1825R	Mueller Hinton Agar Modified (As per CLSI)	Low risk	25/08/2016
DCM	M1084	Mueller Hinton Agar No. 2	Low risk	20/12/2012
DCM	M5389	Mueller Hinton Agar w/ 2% NaCL	Low risk	30/10/2018
DCM	M391	Mueller Hinton Broth	Low risk	20/12/2012
DCM	M1657	Mueller Hinton Broth No. 2 Control Cations	Low risk	20/12/2012
DCM	MV173	Mueller Hinton HiVeg™™ Agar	Low risk	20/12/2012
DCM	MV1084	Mueller Hinton HiVeg™™ Agar No. 2	Low risk	20/12/2012
DCM	MV391	Mueller Hinton HiVeg™™ Broth	Low risk	20/12/2012
DCM	M1202	Mueller Tellurite Agar Base	Low risk	20/12/2012
DCM	M1373	MUG EC O157 Agar	Low risk	16/12/2017
DCM	M1429	MUG EC O157 Agar, Modified	Low risk	20/12/2012
DCM	M1080	MUG MacConkey Agar	Low risk	20/12/2012
DCM	MV1080	MUG MacConkey HiVeg™™ Agar	Low risk	20/12/2012
DCM	M1205	MUG Sorbitol Agar	Low risk	20/12/2012
DCM	M977	Mutans-Sanguis Agar	Low risk	20/12/2012
DCM	M094	Mycological Agar	Low risk	20/12/2012
DCM	M095	Mycological Agar w/ Low pH	Low risk	20/12/2012
DCM	M1422	Mycological Agar, Modified	Low risk	20/12/2012

DCM	M264	Mycological Broth	Low risk	20/12/2012
DCM	M265	Mycological Broth w/ Low pH	Low risk	20/12/2012
DCM	M266	Mycoplasma Agar Base (PPLO Agar Base)	Low risk	20/12/2012
DCM	M268	Mycoplasma Broth Base w/ CV (PPLO Broth Base w/ CV)	Low risk	20/12/2012
DCM	M267	Mycoplasma Broth Base w/o CV (PPLO Broth Base w/o CV)	Low risk	20/12/2012
DCM	M1498	Mycoplasma Cultivation Broth Base	Low risk	20/12/2012
DCM	MV266	Mycoplasma HiVeg™ Agar Base (PPLO HiVeg™ Agar Base)	Low risk	20/12/2012
DCM	MV268	Mycoplasma HiVeg™ Broth Base w/ CV (PPLO HiVeg™ Broth Base w/ CV)	Low risk	20/12/2012
DCM	MV267	Mycoplasma HiVeg™ Broth Base w/o CV (PPLO HiVeg™ Broth Base w/o CV)	Low risk	20/12/2012
DCM	MV624	Mycoplasma Synoviae HiVeg™ Medium Base	Low risk	20/12/2012
DCM	M624	Mycoplasma Synoviae Medium Base	Low risk	20/12/2012
DCM	M1374	Mycoplasma Urogenital Broth Base (Urogenital Mycoplasma Broth Base)	Low risk	20/12/2012
DCM	M636	MYP Agar Base (Phenol Red Egg Yolk Polymyxin Agar Base)	Low risk	20/12/2012
DCM	MCD636	MYP HiCynth™ Agar Base (Phenol Red Egg Yolk Polymyxin HiCynth™ Agar Base)	Low risk	28/04/2017
DCM	MV636	MYP HiVeg™ Agar Base (Phenol Red Polymyxin HiVeg™ Agar Base)	Low risk	20/12/2012
DCM	MV217	Nickerson HiVeg™ Medium (Bi.G.G.Y. HiVeg™ Agar)	Low risk	20/12/2012
DCM	M217	Nickerson Medium (Bi.G.G.Y. Agar)	Low risk	20/12/2012
DCM	M072	Nitrate Agar	Low risk	10/11/2020
DCM	MV072	Nitrate HiVeg™ Agar	Low risk	10/11/2020
DCM	M681	NNN Modified Medium (Twin Pack)	Low risk	10/11/2020
DCM	M001	Nutrient Agar	Low risk	20/12/2012
DCM	M001A	Nutrient Agar	Low risk	20/12/2012
DCM	M087	Nutrient Agar 1.5%	Low risk	20/12/2012
DCM	M1269	Nutrient Agar No.2	Low risk	20/12/2012
DCM	M012	Nutrient Agar w/ 1% Peptone	Low risk	20/12/2012
DCM	M561	Nutrient Agar, pH 6.8	Low risk	20/12/2012
DCM	M002	Nutrient Broth	Low risk	20/12/2012
DCM	M1362	Nutrient Broth No. 2	Low risk	20/12/2012
DCM	M1902	Nutrient Broth No.3	Low risk	20/12/2012
DCM	M060	Nutrient Gelatin	Low risk	20/12/2012
DCM	MCD001	Nutrient HiCynth™ Agar	Low risk	12/08/2015
DCM	MCD002	Nutrient HiCynth™ Broth	Low risk	12/08/2015
DCM	MV001	Nutrient HiVeg™ Agar	Low risk	20/12/2012
DCM	MV087	Nutrient HiVeg™ Agar 1.5%	Low risk	20/12/2012
DCM	MV1269	Nutrient HiVeg™ Agar No.2	Low risk	20/12/2012
DCM	MV012	Nutrient HiVeg™ Agar w/ 1% HiVeg™ Peptone	Low risk	20/12/2012
DCM	MV561	Nutrient HiVeg™ Agar, pH 6.8	Low risk	20/12/2012

DCM	MV002	Nutrient HiVeg™ Broth	Low risk	20/12/2012
DCM	M1348	NYC Agar Base	Low risk	20/12/2012
DCM	MCD395	OF Basal HiCynth™ Medium	Low risk	25/08/2016
DCM	MV395	OF Basal HiVeg™ Medium	Low risk	20/12/2012
DCM	M395	OF Basal Medium	Low risk	20/12/2012
DCM	M1811	OFBBL Agar Base (Oxidation Fermentation Polymyxin Bacitracin Lactose Agar Base)	Low risk	20/12/2012
DCM	M1930	ONPG BROTH	Low risk	20/12/2012
DCM	M933	Orange Serum Agar	Low risk	22/04/2019
DCM	MV933	Orange SerumHiVeg™ Agar	Low risk	22/04/2019
DCM	M1454	Oxacillin Resistance Screening Agar Base	Low risk	20/12/2012
DCM	M1390	Pagano Levin Base	Low risk	20/12/2012
DCM	M867	Peizer TB Medium Base	Low risk	20/12/2012
DCM	M1207	Pepted M Broth	Low risk	20/12/2012
DCM	M028	Peptone Water	Low risk	20/12/2012
DCM	MCD837	Perfringens HiCynth™ Agar Base (T.S.C/S.F.P HiCynth™ Agar Base)	Low risk	28/04/2017
DCM	MV837	Perfringens HiVeg™ Agar Base (T.S.C/S.F.P HiCynth™ Agar Base)	Low risk	28/04/2017
DCM	M269A	Phenylethanol Agar Base	Low risk	20/12/2012
DCM	M269	Phenylethyl Alcohol Agar Base	Low risk	20/12/2012
DCM	MV269	Phenylethyl Alcohol HiVeg™ Agar Base	Low risk	20/12/2012
DCM	M540	Phenylethyl Blood Agar Base (Anaerobic)	Low risk	20/12/2012
DCM	M1866	Phosphate Buffered Saline (PBS) pH 7.4	Low risk	22/04/2019
DCM	M519	Pike Streptococcal Broth Base	Low risk	20/12/2012
DCM	MV519	Pike Streptococcal HiVeg™ Broth Base	Low risk	20/12/2012
DCM	M282	PKU Test Agar Base	Low risk	20/12/2012
DCM	M398	PKU Test Agar w/ Thienylalanine	Low risk	20/12/2012
DCM	M091	Plate Count Agar (Standard Methods Agar)	Low risk	28/04/2017
DCM	MCD091	Plate Count HiCynth™ Agar (Standard Methods HiCynth™ Agar)	Low risk	28/04/2017
DCM	MV091	Plate Count HiVeg™ Agar (Standard Methods HiVeg™ Agar)	Low risk	28/04/2017
DCM	M574	Plesiomonas Differential Agar (Inositol Brilliant Green Bile Agar)	Low risk	20/12/2012
DCM	MV574	Plesiomonas Differential HiVeg™ Agar (Inositol Brilliant Green HiVeg™ Agar)	Low risk	20/12/2012
DCM	M1446	PLET Agar Base	Low risk	20/12/2012
DCM	M1451	PLET Agar Base, Modified	Low risk	20/12/2012
DCM	M835	PNY Medium	Low risk	20/12/2012
DCM	MH096	Potato Dextrose Agar	Low risk	22/04/2019
DCM	M096	Potato Dextrose Agar	Low risk	22/04/2019
DCM	M5391	PPLO Agar Base	Low risk	30/10/2018
DCM	M1586	PPLO Modified Broth Base w/o CV	Low risk	20/12/2012

DCM	M899	Preston Enrichment Broth Base (Campylobacter Enrichment Broth Base)	Low risk	20/12/2012
DCM	MV899	Preston Enrichment HiVeg™ Broth Base (Campylobacter Enrichment HiVeg™ Broth Base)	Low risk	20/12/2012
DCM	M956	Propionibacter Isolation Agar Base	Low risk	20/12/2012
DCM	M1697	Proskauer Beck medium	Low risk	20/12/2012
DCM	M085	Pseudomonas Agar Base	Low risk	22/04/2019
DCM	MV085	Pseudomonas HiVeg Agar Base	Low risk	22/04/2019
DCM	M406	Pseudomonas Isolation Agar Base	Low risk	20/12/2012
DCM	MCD406	Pseudomonas Isolation HiCynth™ Agar	Low risk	25/08/2016
DCM	MV406	Pseudomonas Isolation HiVeg™ Agar Base	Low risk	20/12/2012
DCM	M1489	PYR Agar	Low risk	10/11/2020
DCM	M1743	R2A Agar, Modified	Low risk	22/04/2019
DCM	MV1078	RajHans HiVeg™ Medium (Salmonella Differential HiVeg™ Agar) (Twin Pack)	Low risk	20/12/2012
DCM	M1078	RajHans Medium (Salmonella Differential Agar) (Twin Pack)	Low risk	20/12/2012
DCM	M1453A	Rapid HiColiform Broth w/Tryptophan	Low risk	22/04/2019
DCM	MCD1465	Rapid HiColiform HiCynth™ Agar	Low risk	10/11/2020
DCM	M1465	Rapid HiColiform™ Agar	Low risk	10/11/2020
DCM	MV1465	Rapid HiColiform™ HiVeg™ Agar	Low risk	10/11/2020
DCM	MCD1491	Rappaport Vassiliadis HiCynth™ Broth	Low risk	12/08/2015
DCM	M1530	Rappaport Vassiliadis R10 Medium	Low risk	20/12/2012
DCM	MH1491	Rappaport Vassiliadis Salmonella Enrichment Broth	Low risk	22/04/2019
DCM	M1491	Rappaport Vassiliadis Soya Broth (RVS Broth)	Low risk	20/12/2012
DCM	M1448	Rappaport Vassiliadis Soyabean Meal Broth (RVSM)	Low risk	20/12/2012
DCM	MH443	Reinforced Medium for Clostridia	Low risk	22/04/2019
DCM	M1626	Reuter's Sorbic Acid Agar Base	Low risk	20/12/2012
DCM	M459	Robinson Medium for Entamoeba (Twin Pack)	Low risk	20/12/2012
DCM	M149	Robinson's Cooked M Medium (R.C. Medium)	Low risk	16/12/2017
DCM	M1899	Rogosa Agar, Modified	Low risk	20/12/2012
DCM	M130	Rogosa SL Agar	Low risk	20/12/2012
DCM	M958	Rogosa SL Agar w/ 0.15% Bile	Low risk	20/12/2012
DCM	M407	Rogosa SL Broth	Low risk	20/12/2012
DCM	MCD130	Rogosa SL HiCynth™ Agar	Low risk	28/04/2017
DCM	MV130	Rogosa SL HiVeg™ Agar	Low risk	20/12/2012
DCM	MV407	Rogosa SL HiVeg™ Broth	Low risk	20/12/2012
DCM	M842	Rose Bengal Agar Base	Low risk	20/12/2012
DCM	M640	Rose Bengal Chloramphenicol Agar	Low risk	22/04/2019
DCM	MV640	Rose Bengal Chloramphenicol HiVeg™ Agar	Low risk	22/04/2019
DCM	M1972	RPMI 1640 Agar w/ MOPS & 2% Glucose w/o Sodium Bicarbonate (Twin Pack)	Low risk	20/12/2012
DCM	MV576	RS HiVeg Medium Base	Low risk	22/04/2019

DCM	M576	RS Medium Base	Low risk	22/04/2019
DCM	M409	SABHI Agar Base	Low risk	20/12/2012
DCM	MV409	SABHI HiVeg™ Agar Base	Low risk	20/12/2012
DCM	M1744	Sabouraud Agar Glucose 4%	Low risk	20/12/2012
DCM	M1067	Sabouraud Chloramphenicol Agar	Low risk	20/12/2012
DCM	MV1067	Sabouraud Chloramphenicol HiVeg™ Agar	Low risk	20/12/2012
DCM	M664	Sabouraud Cycloheximide Chloramphenicol Agar	Low risk	20/12/2012
DCM	MV664	Sabouraud Cycloheximide Chloramphenicol HiVeg™ Agar	Low risk	20/12/2012
DCM	MH063	Sabouraud Dextrose Agar	Low risk	22/04/2019
DCM	M063	Sabouraud Dextrose Agar	Low risk	20/12/2012
DCM	M286	Sabouraud Dextrose Agar Base, Modified (Dextrose Agar Base, Emmons)	Low risk	20/12/2012
DCM	MH033	Sabouraud Dextrose Broth	Low risk	22/04/2019
DCM	M033	Sabouraud Dextrose Broth (Sabouraud Liquid Medium)	Low risk	20/12/2012
DCM	MCD063	Sabouraud Dextrose HiCynth™ Agar	Low risk	12/08/2015
DCM	MCD033	Sabouraud Dextrose HiCynth™ Broth	Low risk	12/08/2015
DCM	MV063	Sabouraud Dextrose HiVeg™ Agar	Low risk	20/12/2012
DCM	MV286	Sabouraud Dextrose HiVeg™ Agar Base, Modified (Dextrose HiVeg™ Agar Base, Emmons)	Low risk	20/12/2012
DCM	MV033	Sabouraud Dextrose HiVeg™ Broth (Sabouraud Liquid HiVeg™ Medium)	Low risk	20/12/2012
DCM	M1313	Sabouraud Dextrose Maltose Agar	Low risk	20/12/2012
DCM	M1460	Sabouraud Dextrose Maltose Broth	Low risk	20/12/2012
DCM	MV1313	Sabouraud Dextrose Maltose HiVeg™ Agar	Low risk	20/12/2012
DCM	MCD013	Sabouraud Fluid HiCynth™ Medium	Low risk	12/08/2015
DCM	M1472	Sabouraud Glucose Agar Base w/ Antibiotics	Low risk	20/12/2012
DCM	M062	Sabouraud Maltose Agar	Low risk	20/12/2012
DCM	M064	Sabouraud Maltose Broth	Low risk	20/12/2012
DCM	MV062	Sabouraud Maltose HiVeg™ Agar	Low risk	20/12/2012
DCM	MV064	Sabouraud Maltose HiVeg™ Broth	Low risk	20/12/2012
DCM	M844	Saccharose Broth	Low risk	20/12/2012
DCM	M1619	Sakazakii DHL Agar	Low risk	20/12/2012
DCM	M942	Saline Agar	Low risk	20/12/2012
DCM	M1778	Saline Lysine Decarboxylase Medium	Low risk	20/12/2012
DCM	M1633	Salmonella Agar (HiCrome™ RajHans Medium)	Low risk	20/12/2012
DCM	M1634	Salmonella Agar, Modified (HiCrome™ RajHans Medium, Modified)	Low risk	20/12/2012
DCM	M573	Salmonella Agar, ONOZ	Low risk	20/12/2012
DCM	M1078	Salmonella Differential Agar (Twin Pack) (RajHans Medium)	Low risk	20/12/2012
DCM	M1082	Salmonella Differential Agar, Modified (Twin Pack)	Low risk	20/12/2012
DCM	MCD1078	Salmonella Differential HiCynth™ Agar (Twin Pack)	Low risk	25/08/2016

DCM	MV1078	Salmonella Differential HiVeg™ Agar (RajHans HiVeg™ Medium) (Twin Pack)	Low risk	20/12/2012
DCM	MV1082	Salmonella Differential HiVeg™ Agar, Modified (Twin Pack)	Low risk	20/12/2012
DCM	MV573	Salmonella HiVeg™ Agar, ONOZ	Low risk	20/12/2012
DCM	M1767	Salt Agar, Modified	Low risk	20/12/2012
DCM	M1290	Salt Broth, Modified	Low risk	20/12/2012
DCM	M155	Salt M Broth	Low risk	20/12/2012
DCM	M821	Salt Polymyxin Broth Base	Low risk	20/12/2012
DCM	MV821	Salt Polymyxin HiVeg™ Broth Base	Low risk	20/12/2012
DCM	M1276	Sauton's Fluid Medium Base	Low risk	20/12/2012
DCM	M1535	SBG Enrichment Broth (Twin Pack)	Low risk	20/12/2012
DCM	M291	Schaedler Agar	Low risk	20/12/2012
DCM	M292	Schaedler Broth	Low risk	20/12/2012
DCM	MV291	Schaedler HiVeg™ Agar	Low risk	20/12/2012
DCM	MV292	Schaedler HiVeg™ Broth	Low risk	20/12/2012
DCM	M1882	Selective Broth for MRSA	Low risk	20/12/2012
DCM	M052	Selenite Broth (Selenite F Broth) (Twin Pack)	Low risk	20/12/2012
DCM	M970	Selenite Broth Base w/o Biselenite	Low risk	20/12/2012
DCM	M1079	Selenite Cystine Broth Base w/o Biselenite	Low risk	20/12/2012
DCM	M1536	Selenite F Broth w/ Dulcitol (Dulcitol Selenite Broth) (Twin Pack)	Low risk	20/12/2012
DCM	M1534	Selenite Mannitol Broth (Mannitol Selenite Broth) (Twin Pack)	Low risk	20/12/2012
DCM	M1321	Semisolid LM Medium	Low risk	20/12/2012
DCM	M1282	Semisolid Rappaport Vassiliadis Medium, Modified	Low risk	22/04/2019
DCM	M1998	Semisolid RV Medium w/ 0.9% Agar	Low risk	25/08/2016
DCM	MV296	Sensitivity Test HiVeg™ Medium	Low risk	20/12/2012
DCM	M296	Sensitivity Test Medium	Low risk	20/12/2012
DCM	M1301	Sheep Blood Agar Base	Low risk	20/12/2012
DCM	M1739	Shepard's Differential Agar Base (A7 Agar Base)	Low risk	20/12/2012
DCM	M411	Simmons Agar Base	Low risk	20/12/2012
DCM	M099	Simmons Citrate Agar	Low risk	20/12/2012
DCM	M099S	Simmons Citrate Agar	Low risk	20/12/2012
DCM	M612A	Slanetz and Bartley Medium w/o TTC	Low risk	10/11/2020
DCM	M5296	SM Tryptone Glucose Glycerin Medium	Low risk	25/11/2017
DCM	M960	Smibert's Semisolid Brucella Medium	Low risk	20/12/2012
DCM	M106	Snyder Test Agar (B.C.G. - Dextrose Agar)	Low risk	20/12/2012
DCM	MV106	Snyder Test HiVeg™ Agar (B.C.G. - Dextrose HiVeg™ Agar)	Low risk	20/12/2012
DCM	M767	Sodium Azide Crystal Violet Blood Agar Base	Low risk	20/12/2012
DCM	M1079B	Sodium Biselenite	Low risk	22/04/2019
DCM	M298	Sorbitol Agar (MacConkey Sorbitol Agar)	Low risk	20/12/2012
DCM	MV298	Sorbitol HiVeg™ Agar (MacConkey Sorbitol HiVeg™ Agar)	Low risk	20/12/2012

DCM	M299	Sorbitol Iron Agar	Low risk	20/12/2012
DCM	MV299	Sorbitol Iron HiVeg™ Agar	Low risk	20/12/2012
DCM	M935	Soya Peptone Yeast Extract Agar	Low risk	20/12/2012
DCM	M1286	Soyabean Bile Broth Base	Low risk	20/12/2012
DCM	M290	Soyabean Casein Digest Agar (Tryptone Soya Agar)	Low risk	22/04/2019
DCM	M109	Soyabean Casein Digest Agar w/ Yeast Extract and Hemin (Tryptone Soya Agar w/ Yeast Extract and Hemin)	Low risk	20/12/2012
DCM	M011	Soyabean Casein Digest Medium (Tryptone Soya Broth)	Low risk	22/04/2019
DCM	M323	Soyabean Casein Digest Medium w/ 0.1% Agar (Tryptone Soya Broth w/ 0.1% Agar)	Low risk	20/12/2012
DCM	M207	Soyabean Casein Digest Medium w/ Yeast Extract and Ferric pyrophosphate	Low risk	20/12/2012
DCM	M322	Soyabean Casein Digest Medium w/o Dextrose (Tryptone SoyaBroth w/o Dextrose)	Low risk	28/04/2017
DCM	MV1286	Soyabean HiVeg™ Broth Base	Low risk	20/12/2012
DCM	MV011	Soyabean HiVeg™ Medium	Low risk	22/04/2019
DCM	MV323	Soyabean HiVeg™ Medium w/ 0.1% Agar (Tryptone Soya HiVeg™ Broth w/ 0.1% Agar)	Low risk	20/12/2012
DCM	MV207	Soyabean HiVeg™ Medium w/ Yeast Extract and Ferric pyrophosphate	Low risk	20/12/2012
DCM	MV290	SoyabeanHiVeg™ Agar	Low risk	22/04/2019
DCM	MH011	Soybean Casein Digest Medium (Casein Soybean Digest Broth)	Low risk	22/04/2019
DCM	MH290	Soybean-Casein Digest Agar (Casein Soyabean Digest Agar)	Low risk	22/04/2019
DCM	M211	Special Infusion Agar (BHI Agar)	Low risk	20/12/2012
DCM	MV211	Special Infusion Agar, HiVeg™ (BHI Agar, HiVeg™)	Low risk	20/12/2012
DCM	M1613	Special YM Medium	Low risk	20/12/2012
DCM	M300	Specimen Preservative Medium Base (SP Hajna)	Low risk	20/12/2012
DCM	M445	Spirit Blue Agar	Low risk	20/12/2012
DCM	MV445	Spirit Blue HiVeg™ Agar	Low risk	20/12/2012
DCM	M412	Spirolate Broth, OMATA	Low risk	20/12/2012
DCM	MV412	Spirolate HiVeg™ Broth, OMATA	Low risk	20/12/2012
DCM	MCD108	SS HiCynth™ Agar (Salmonella Shigella HiCynth™ Agar)	Low risk	12/08/2015
DCM	M108	SS Agar (Salmonella Shigella Agar)	Low risk	20/12/2012
DCM	M108D	SS Agar (Salmonella Shigella Agar)	Low risk	16/12/2017
DCM	M1979R	SS Agar Modified (w/sucrose)	Low risk	25/08/2016
DCM	M1979	SS Agar w/sucrose	Low risk	20/12/2012
DCM	M1032	SS Agar, Modified	Low risk	20/12/2012
DCM	MV108	SS HiVeg™ Agar (Salmonella Shigella HiVeg™ Agar)	Low risk	20/12/2012
DCM	M1959	SS Selective Agar, Improved	Low risk	20/12/2012
DCM	M1703	SSDC agar	Low risk	20/12/2012
DCM	M1608	β-Streptococcus Selective Agar Base	Low risk	20/12/2012
DCM	M675	Staib's Medium (Bird Seed Agar)	Low risk	20/12/2012
DCM	M883	Standard Infusion Agar	Low risk	20/12/2012

DCM	MV883	Standard Infusion Agar, HiVeg™	Low risk	20/12/2012
DCM	M116	Standard Nutrient Broth (H.S. Vaccine Medium)	Low risk	20/12/2012
DCM	MV116	Standard Nutrient HiVeg™ Broth (H.S. Vaccine HiVeg™ Medium)	Low risk	20/12/2012
DCM	M578	Standard Staphylococcus Broth	Low risk	20/12/2012
DCM	MV578	Standard Staphylococcus HiVeg™ Broth	Low risk	20/12/2012
DCM	M156	Staphylococcus Agar No. 110 w/ Azide	Low risk	20/12/2012
DCM	M521	Staphylococcus Agar No.110	Low risk	20/12/2012
DCM	MV521	Staphylococcus HiVeg™ Agar No. 110	Low risk	20/12/2012
DCM	M1965	Stenotrophomonas Selective Agar Base	Low risk	20/12/2012
DCM	M1840R	Streptococcus Agalactiae Selective Agar Base (HiCrome™ Strep B Selective Agar Base)	Low risk	30/10/2018
DCM	M465	Streptococcus Enrichment Broth (SE Broth)	Low risk	20/12/2012
DCM	MV465	Streptococcus Enrichment HiVeg™ Broth (SE HiVeg™ Broth)	Low risk	20/12/2012
DCM	M304	Streptococcus Selection Agar	Low risk	20/12/2012
DCM	M303	Streptococcus Selection Broth	Low risk	20/12/2012
DCM	MV304	Streptococcus Selection HiVeg™ Agar	Low risk	20/12/2012
DCM	MV303	Streptococcus Selection HiVeg™ Broth	Low risk	20/12/2012
DCM	M1735	Stuart Medium w/o Methylene Blue with Charcoal	Low risk	20/12/2012
DCM	M306	Stuart Transport Medium (Transport Medium, Stuart)	Low risk	20/12/2012
DCM	M1131	Stuart Transport Medium w/o Methylene Blue	Low risk	20/12/2012
DCM	M1203	Stuart Transport Medium w/o Sodium Glycerophosphate	Low risk	20/12/2012
DCM	M308	Sulpha Sensitivity Test Agar	Low risk	20/12/2012
DCM	MV837	T.S.C./S.F.P. HiVeg™ Agar Base (Perfringens HiVeg™ Agar Base)	Low risk	20/12/2012
DCM	M100	TB Broth Base	Low risk	20/12/2012
DCM	M034	TB Broth Base w/o Tween 80	Low risk	20/12/2012
DCM	MV100	TB HiVeg™ Broth Base	Low risk	20/12/2012
DCM	MV034	TB HiVeg™ Broth Base w/o Tween 80	Low risk	20/12/2012
DCM	M189	TCBS Agar	Low risk	20/12/2012
DCM	M870	TCBS Agar (Selective)	Low risk	20/12/2012
DCM	M870A	TCBS Agar, Modified	Low risk	20/12/2012
DCM	MCD870	TCBS HiCynth™ Agar (Selective)	Low risk	25/08/2016
DCM	MV189	TCBS HiVeg™ Agar	Low risk	20/12/2012
DCM	MV870	TCBS HiVeg™ Agar (Selective)	Low risk	20/12/2012
DCM	M529	Teepol Broth (Twin Pack)	Low risk	10/11/2020
DCM	MV529	Teepol HiVeg™ Broth (Twin Pack)	Low risk	10/11/2020
DCM	M1260	Tellurite Blood Agar Base	Low risk	20/12/2012
DCM	M448	Tellurite Glycine Agar Base	Low risk	20/12/2012
DCM	M616	Tergitol-7 Agar Base	Low risk	20/12/2012
DCM	M850	Tergitol-7 Agar H	Low risk	20/12/2012
DCM	M851	Tergitol-7 Broth	Low risk	20/12/2012

DCM	MV616	Tergitol-7 HiVeg™ Agar Base	Low risk	20/12/2012
DCM	MV850	Tergitol-7 HiVeg™ Agar H	Low risk	20/12/2012
DCM	MV851	Tergitol-7 HiVeg™ Broth	Low risk	20/12/2012
DCM	M032	Tetrathionate Broth Base (w/o Iodine and BG) (Fluid Tetrathionate Medium w/o Iodine and BG)	Low risk	20/12/2012
DCM	MV032	Tetrathionate HiVeg™ Broth Base (w/o Iodine and BG) (Fluid Tetrathionate HiVeg™ Medium w/o Iodine and BG)	Low risk	20/12/2012
DCM	MV413	Thayer Martin HiVeg™ Medium Base	Low risk	20/12/2012
DCM	M413	Thayer Martin Medium Base	Low risk	20/12/2012
DCM	M610	Thiogel Medium	Low risk	20/12/2012
DCM	M608	Thioglycollate Agar	Low risk	20/12/2012
DCM	M010	Thioglycollate Broth, Alternative (Alternative Thioglycollate Medium)(NIH Thioglycollate Broth)	Low risk	20/12/2012
DCM	MCD010	Thioglycollate HiCynth™ Broth, Alternative (Alternative Thioglycollate HiCynth™ Medium)(NIH Thioglycollate HiCynth™ Broth)	Low risk	12/08/2015
DCM	MV608	Thioglycollate HiVeg™ Agar	Low risk	20/12/2012
DCM	MV010	Thioglycollate HiVeg™ Broth, Alternative (Alternative Thioglycollate HiVeg™ Medium)(NIH HiVeg™ Thioglycollate Broth)	Low risk	20/12/2012
DCM	MV195	Thioglycollate HiVeg™ Medium, Linden (Brewer Thioglycollate HiVeg™ Medium, Modified)	Low risk	20/12/2012
DCM	M979	Thioglycollate Medium w/ Hemin and Vitamin K	Low risk	20/12/2012
DCM	M195	Thioglycollate Medium, Linden (Brewer Thioglycollate Medium, Modified)	Low risk	20/12/2012
DCM	M853	Thiol Broth	Low risk	20/12/2012
DCM	MV853	Thiol HiVeg™ Broth	Low risk	20/12/2012
DCM	MV852	Thiol HiVeg™ Medium	Low risk	20/12/2012
DCM	M852	Thiol Medium	Low risk	20/12/2012
DCM	M314	Tinsdale Agar Base	Low risk	20/12/2012
DCM	MV314	Tinsdale HiVeg™ Agar Base	Low risk	20/12/2012
DCM	M313	Todd Hewitt Broth	Low risk	20/12/2012
DCM	MV313	Todd Hewitt HiVeg™ Broth	Low risk	20/12/2012
DCM	M2127	Todd Hewitt Broth w/colistin & Nalidixic Acid	Low risk	17/06/2021
DCM	M879	Tomato Juice Agar, Special	Low risk	20/12/2012
DCM	MV879	Tomato Juice HiVeg™ Agar, Special	Low risk	20/12/2012
DCM	M1149	Transgrow Medium Base	Low risk	20/12/2012
DCM	M315	Transport Charcoal Medium	Low risk	20/12/2012
DCM	M1487	Transport Liquid Medium	Low risk	20/12/2012
DCM	M306	Transport Medium Stuart (Stuart Transport Medium)	Low risk	20/12/2012
DCM	M202	Transport Medium w/o Charcoal (Cary - Blair Medium Base)	Low risk	20/12/2012
DCM	M684	Transport Medium, Amies w/o Charcoal	Low risk	20/12/2012
DCM	M665	Trichomonas Agar Base	Low risk	20/12/2012
DCM	M1204	Trichomonas Broth Base No. 2	Low risk	20/12/2012

DCM	M305	Trichomonas Broth Base, Kupferberg (Kupferberg Trichomonas Broth Base)	Low risk	20/12/2012
DCM	MV665	Trichomonas HiVeg™ Agar Base	Low risk	20/12/2012
DCM	MV305	Trichomonas HiVeg™ Broth Base, Kupferberg (Kupferberg Trichomonas HiVeg™ Broth Base)	Low risk	20/12/2012
DCM	MV460	Trichomonas Modified CPLM HiVeg™ Medium Base (Modified CPLM HiVeg™ Medium Base)	Low risk	20/12/2012
DCM	M460	Trichomonas Modified CPLM Medium Base (Modified CPLM Medium Base)	Low risk	20/12/2012
DCM	M531	Trichophyton Agar-1	Low risk	20/12/2012
DCM	M532	Trichophyton Agar-2	Low risk	20/12/2012
DCM	M533	Trichophyton Agar-3	Low risk	20/12/2012
DCM	M534	Trichophyton Agar-4	Low risk	20/12/2012
DCM	M535	Trichophyton Agar-5	Low risk	20/12/2012
DCM	M536	Trichophyton Agar-6	Low risk	20/12/2012
DCM	M152	Trichophyton Agar-7	Low risk	20/12/2012
DCM	MV531	Trichophyton HiVeg™ Agar-1	Low risk	20/12/2012
DCM	MV532	Trichophyton HiVeg™ Agar-2	Low risk	20/12/2012
DCM	MV533	Trichophyton HiVeg™ Agar-3	Low risk	20/12/2012
DCM	MV534	Trichophyton HiVeg™ Agar-4	Low risk	20/12/2012
DCM	MV535	Trichophyton HiVeg™ Agar-5	Low risk	20/12/2012
DCM	M021	Triple Sugar Iron Agar	Low risk	22/04/2019
DCM	MV021	Triple Sugar Iron HiVeg™ Agar	Low risk	22/04/2019
DCM	M1028	Tryptic Digest Broth(Field's Tryptic Digest Broth)	Low risk	20/12/2012
DCM	MV1028	Tryptic Digest Broth, HiVeg™ (Field's Tryptic Digest Broth, HiVeg™)	Low risk	20/12/2012
DCM	M1591	Tryptone Bile Glucuronic Agar (TBX Agar)	Low risk	22/04/2019
DCM	M463	Tryptone Broth (Tryptone Water)	Low risk	22/04/2019
DCM	MV364	Tryptone Nitrate HiVeg™ Medium (Indole Nitrate HiVeg™ Medium)	Low risk	20/12/2012
DCM	M364	Tryptone Nitrate Medium (Indole Nitrate Medium)	Low risk	20/12/2012
DCM	M969	Tryptone Peptone Glucose Yeast Extract Broth Base w/o Trypsin	Low risk	20/12/2012
DCM	MV969	Tryptone Peptone Glucose Yeast Extract HiVeg™ Broth Base w/o Trypsin	Low risk	20/12/2012
DCM	M323	Tryptone Soya Broth w/ 0.1% Agar (Soyabean Casein Digest Medium w/ 0.1% Agar)	Low risk	20/12/2012
DCM	MV323	Tryptone Soya HiVeg™ Broth w/ 0.1% Agar (Soyabean HiVeg™ Medium w/ 0.1% Agar)	Low risk	20/12/2012
DCM	M1948	Tryptone Soya Serum Bacitracin Vancomycin Agar (TSBV)	Low risk	08/12/2017
DCM	M1217	Tryptone Sucrose Tetrazolium Agar Base (TSTA)	Low risk	20/12/2012
DCM	M1056	Tryptone Tellurite Agar Base	Low risk	20/12/2012
DCM	MV463	Tryptone Water, HiVeg™ (Tryptone Broth,HiVeg™)	Low risk	22/04/2019
DCM	M1975	Tryptone yeast extract cystine w/sucrose and w/O bacitracin agar (TYCSB)	Low risk	20/12/2012
DCM	M2046I	Tryptone Yeast Sodium Sulphite Agar Base	Low risk	10/11/2020

DCM	M538	Tryptose Agar	Low risk	20/12/2012
DCM	M996	Tryptose Agar w/ Thiamine HCl	Low risk	20/12/2012
DCM	MV996	Tryptose Agar w/ Thiamine HCl, HiVeg™	Low risk	20/12/2012
DCM	MV538	Tryptose Agar, HiVeg™	Low risk	20/12/2012
DCM	M097	Tryptose Blood Agar Base	Low risk	20/12/2012
DCM	M450	Tryptose Blood Agar Base w/ Yeast Extract	Low risk	20/12/2012
DCM	MV450	Tryptose Blood Agar Base w/ Yeast Extract, HiVeg™	Low risk	20/12/2012
DCM	MV097	Tryptose Blood Agar Base, HiVeg™	Low risk	20/12/2012
DCM	M177	Tryptose Broth	Low risk	20/12/2012
DCM	M997	Tryptose Broth w/ Thiamine HCl	Low risk	20/12/2012
DCM	MV177	Tryptose Broth, HiVeg™	Low risk	20/12/2012
DCM	M5393	Tryptose Phosphate Broth	Low risk	30/10/2018
DCM	M093	Tryptose Phosphate Broth	Low risk	20/12/2012
DCM	MV093	Tryptose Phosphate Broth, HiVeg™	Low risk	20/12/2012
DCM	M1532	Tryptose Phosphate Broth, Modified	Low risk	20/12/2012
DCM	M093G	Tryptose Phosphate Broth, Sterile	Low risk	22/04/2019
DCM	M2060	Tryptose Serum Agar Base	Low risk	10/11/2020
DCM	M2019	Tryptose Serum Broth Base(Modified Newin	Low risk	25/08/2016
DCM	M837	Tryptose Sulphite Cycloserine (T.S.C. / S.F.P.) Agar Base (Perfringens Agar Base)	Low risk	20/12/2012
DCM	M1780	TS Saline Agar (Triple Sugar Saline Iron Agar)	Low risk	20/12/2012
DCM	M2016	TSB w/6.5% NaCl	Low risk	25/08/2016
DCM	M1220	TTC Broth Base (Triclosan Ticarcillin Chlorate Broth)	Low risk	20/12/2012
DCM	MV1220	TTC HiVeg™ Broth Base	Low risk	20/12/2012
DCM	M1912	Tween Esterase Test Agar Base	Low risk	20/12/2012
DCM	M1817	Universal Fastidious Culture Agar	Low risk	20/12/2012
DCM	M1818	Universal Fastidious Culture Broth	Low risk	10/11/2020
DCM	M112S	Urea Agar Base (Christensen)	Low risk	20/12/2012
DCM	M112	Urea Agar Base (Christensen) (Autoclavable)	Low risk	20/12/2012
DCM	M112A	Urea Agar Base (Filter Sterilizable) (w/o Agar)	Low risk	20/12/2012
DCM	M112I	Urea Agar Base, Christensen	Low risk	20/12/2012
DCM	M111A	Urea Broth (Filter Sterilizable)	Low risk	20/12/2012
DCM	M111	Urea Broth Base (Diagnostic Stuart's Urea Broth Base)	Low risk	20/12/2012
DCM	MV112	Urea HiVeg™ Agar Base (Christensen) (Autoclavable)	Low risk	20/12/2012
DCM	M1784I	Urea Indole Broth, Modified	Low risk	20/12/2012
DCM	M1784	Urea Indole Medium	Low risk	20/12/2012
DCM	M328	V Infusion Agar	Low risk	20/12/2012
DCM	M329	V Infusion Broth	Low risk	20/12/2012
DCM	M1057	Vaginalis Agar Base	Low risk	20/12/2012
DCM	M1763	Vancomycin Resistant Enterococci (VRE) Agar Base	Low risk	20/12/2012

DCM	M1762	Vancomycin Resistant Enterococci (VRE) Broth Base	Low risk	20/12/2012
DCM	M416	Veillonella Agar Base	Low risk	20/12/2012
DCM	MV416	Veillonella HiVeg™ Agar Base	Low risk	20/12/2012
DCM	M820	Vibrio Agar	Low risk	20/12/2012
DCM	MV820	Vibrio HiVeg™ Agar	Low risk	20/12/2012
DCM	M049	Violet Red Bile Agar	Low risk	28/04/2017
DCM	M049A	Violet Red Bile Agar	Low risk	16/12/2017
DCM	M1684	Violet Red Bile Agar w/ Glucose and Lactose	Low risk	22/04/2019
DCM	MH581	Violet Red Bile Glucose Agar	Low risk	22/04/2019
DCM	M581	Violet Red Bile Glucose Agar w/o Lactose	Low risk	25/11/2017
DCM	MCD581	Violet Red Bile Glucose HiCynth™ Agar w/o Lactose	Low risk	04/07/2018
DCM	MV581	Violet Red Bile Glucose HiVeg™ Agar w/o Lactose	Low risk	04/07/2018
DCM	MCD049	Violet Red Bile HiCynth™ Agar	Low risk	28/04/2017
DCM	MV049	Violet Red HiVeg™ Agar	Low risk	28/04/2017
DCM	MCD023	Vogel Johnson HiCynth™ Agar Base w/o Tellurite (V.J. HiCynth™ Agar)	Low risk	12/08/2015
DCM	M023	Vogel-Johnson Agar Base w/o Tellurite (V.J. Agar)	Low risk	20/12/2012
DCM	MU023	Vogel-Johnson Agar Medium	Low risk	20/12/2012
DCM	MV023	Vogel-Johnson HiVeg™ Agar Base w/o Tellurite (V. J. HiVeg™ Agar)	Low risk	20/12/2012
DCM	MV662	VP HiVeg™ Medium	Low risk	20/12/2012
DCM	M662	VP Medium	Low risk	20/12/2012
DCM	M626	Wagatsuma Agar Base	Low risk	20/12/2012
DCM	MV626	Wagatsuma HiVeg™ Agar Base	Low risk	20/12/2012
DCM	M1059	Wayne Sulphatase Agar Base	Low risk	20/12/2012
DCM	M832	Wilkins Chalgren Anaerobic Agar Base	Low risk	20/12/2012
DCM	M863	Wilkins Chalgren Anaerobic Broth Base	Low risk	20/12/2012
DCM	MV832	Wilkins Chalgren Anaerobic HiVeg™ Agar Base	Low risk	20/12/2012
DCM	MV863	Wilkins Chalgren Anaerobic HiVeg™ Broth Base	Low risk	25/08/2016
DCM	M331	Wilson Blair Agar Base	Low risk	20/12/2012
DCM	M332	Wilson Blair Agar w/ BG	Low risk	20/12/2012
DCM	MV331	Wilson Blair HiVeg™ Agar Base	Low risk	20/12/2012
DCM	MV332	Wilson Blair HiVeg™ Agar w/ BG	Low risk	20/12/2012
DCM	MV031	XLD HiVeg™ Agar	Low risk	20/12/2012
DCM	M1147	XLT4 Agar Base	Low risk	20/12/2012
DCM	MV1147	XLT4 HiVeg™ Agar Base	Low risk	20/12/2012
DCM	M336	Xylose Lysine Agar Base	Low risk	20/12/2012
DCM	M031	Xylose Lysine Deoxycholate Agar (XLD Agar)	Low risk	20/12/2012
DCM	MCD031	Xylose Lysine Deoxycholate HiCynth™ Agar (XLD HiCynth™ Agar)	Low risk	12/08/2015
DCM	MH031	Xylose-Lysine-Deoxycholate Agar	Low risk	22/04/2019

DCM	M424	Yeast Malt Agar (YM Agar) (ISP Medium No. 2)	Low risk	22/04/2019
DCM	M425	Yeast Malt Broth (YM Broth)	Low risk	20/12/2012
DCM	MV424	Yeast Malt HiVeg™ Agar (YM HiVeg™ Agar)	Low risk	22/04/2019
DCM	MV425	Yeast Malt HiVeg™ Broth (YM HiVeg™ Broth)	Low risk	20/12/2012
DCM	M1421	YEP Agar	Low risk	30/10/2018
DCM	M1823	YEP Agar, Modified	Low risk	10/11/2020
DCM	M1367	Yersinia Enrichment Broth Base	Low risk	20/12/2012
DCM	M843	Yersinia Selective Agar Base	Low risk	20/12/2012
DCM	M1861	Yersinia Selective Broth Base	Low risk	20/12/2012
DCM	MV843	Yersinia Selective HiVeg™ Agar Base	Low risk	20/12/2012
DCM	EC211CR	BHI Agar (HiEncap™ water-soluble capsule)	Low risk	25/08/2016
DCM	EC210CR	BHI Broth (HiEncap™ water-soluble capsule)	Low risk	25/08/2016
DCM	EC073DR	Blood Agar Base (HiEncap™ water-soluble capsule)	Low risk	25/08/2016
DCM	EC1297ACR	HiCrome™ Candida Differential Agar (HiEncap™ water-soluble capsule)	Low risk	25/08/2016
DCM	EC1297ARDR	HiCrome™ Candida Differential Agar (HiEncap™ water-soluble capsule)	Low risk	25/08/2016
DCM	EC1297ADR	HiCrome™ Candida Differential Agar (HiEncap™ water-soluble capsule)	Low risk	25/08/2016
DCM	EC1674CCLR	HiCrome™ MeReSa Agar Base (HiEncap™ water-soluble capsule)	Low risk	25/08/2016
DCM	EC1353CCLR	HiCrome™ UTI Agar (HiEncap™ water-soluble capsule)	Low risk	25/08/2016
DCM	EC1353CR	HiCrome™ UTI Agar (HiEncap™ water-soluble capsule)	Low risk	25/08/2016
DCM	EC1353DR	HiCrome™ UTI Agar (HiEncap™ water-soluble capsule)	Low risk	25/08/2016
DCM	EC211CCL	HiEncap™ BHI Agar (HiEncap™ Special Infusion Agar)	Low risk	12/08/2015
DCM	EC210D	HiEncap™ BHI Broth	Low risk	12/08/2015
DCM	EC210CCL	HiEncap™ BHI Broth	Low risk	12/08/2015
DCM	EC073D	HiEncap™ Blood Agar Base	Low risk	12/08/2015
DCM	EC073CCL	HiEncap™ Blood Agar Base	Low risk	12/08/2015
DCM	EC081CCL	HiEncap™ MacConkey Agar w/0.15% Bile Salt	Low risk	12/08/2015
DCM	EC082ACCL	HiEncap™ MacConkey Agar w/o CV, NaCl w/Bile Salts	Low risk	12/08/2015
DCM	EC173CCL	HiEncap™ Mueller Hinton Agar	Low risk	12/08/2015
DCM	EC173D	HiEncap™ Mueller Hinton Agar	Low risk	12/08/2015
DCM	EC1084CCL	HiEncap™ Mueller Hinton Agar No.2	Low risk	12/08/2015
DCM	EC1084D	HiEncap™ Mueller Hinton Agar No.2	Low risk	12/08/2015
DCM	EC391CCL	HiEncap™ Mueller Hinton Broth	Low risk	12/08/2015
DCM	EC391D	HiEncap™ Mueller Hinton Broth	Low risk	12/08/2015
DCM	EC001DR	HiEncap™ Nutrient Agar	Low risk	25/08/2016
DCM	EC001CCL	HiEncap™ Nutrient Agar	Low risk	12/08/2015
DCM	EC001D	HiEncap™ Nutrient Agar	Low risk	12/08/2015
DCM	EC002CCL	HiEncap™ Nutrient Broth	Low risk	12/08/2015
DCM	EC002D	HiEncap™ Nutrient Broth	Low risk	12/08/2015

DCM	EC002M	HiEncap™ Nutrient Broth	Low risk	12/08/2015
DCM	EC091D	HiEncap™ Plate Count Agar	Low risk	16/12/2017
DCM	EC091CCL	HiEncap™ Plate Count Agar	Low risk	16/12/2017
DCM	EC063CCL	HiEncap™ Sabouraud Dextrose Agar	Low risk	12/08/2015
DCM	EC033CCL	HiEncap™ Sabouraud Dextrose Broth	Low risk	12/08/2015
DCM	EC033D	HiEncap™ Sabouraud Dextrose Broth	Low risk	12/08/2015
DCM	EC173DR	Mueller Hinton Agar (HiEncap™ water-soluble capsule)	Low risk	25/08/2016
DCM	EC1084DR	Mueller Hinton Agar No.2 (HiEncap™ water-soluble capsule)	Low risk	25/08/2016
DCM	EC391CR	Mueller Hinton Broth (HiEncap™ water-soluble capsule)	Low risk	25/08/2016
DCM	EC002CR	Nutrient Broth (HiEncap™ water-soluble capsule)	Low risk	25/08/2016
DCM	EC063CCLR	Sabouraud Dextrose Agar (HiEncap™ water-soluble capsule)	Low risk	25/08/2016
DCM	EC033CR	Sabouraud Dextrose Broth (HiEncap™ water-soluble capsule)	Low risk	25/08/2016
DCM	EC031CCLR	Xylose Deoxycholate Agar (XLD Agar) (HiEncap™ water-soluble capsule)	Low risk	25/08/2016
DCM	GM618	Alkaline Peptone Water, Granulated	Low Risk	12/08/2015
DCM	GM491	Anaerobic Agar (Brewer) , Granulated	Low Risk	12/08/2015
DCM	GM672	Asparagine Broth (Coccidioidin and Histoplasmin Broth) , Granulated	Low Risk	12/08/2015
DCM	GM043	Baird Parker Agar Base, Granulated	Low Risk	12/08/2015
DCM	GM1091	Baird Staphylococcus Enrichment Broth Base, Granulated	Low risk	10/11/2020
DCM	GM211	BHI Agar (Special Infusion Agar) , Granulated	Low Risk	12/08/2015
DCM	GM210	BHI Broth, Granulated	Low Risk	12/08/2015
DCM	GM217	Bi.G.G.Y. Agar (Nickerson Medium) , Granulated	Low Risk	12/08/2015
DCM	GM027	Bismuth Sulphite Agar, Granulated	Low Risk	12/08/2015
DCM	GM073	Blood Agar Base (Infusion Agar) , Granulated	Low Risk	12/08/2015
DCM	GM073R	Blood Agar Base (Infusion Agar) w/o Blood, Granulated	Low risk	25/08/2016
DCM	GM834A	Blood Agar Base No. 2 w/ 1.2% Agar, Granulated	Low Risk	12/08/2015
DCM	GM016A	Brilliant Green Agar Base w/ 1.2% Agar, Granulated	Low Risk	12/08/2015
DCM	GM971	Brilliant Green Agar Base w/ Phosphates, Granulated	Low risk	20/12/2012
DCM	GM074	Brucella Agar Base, Granulated	Low Risk	12/08/2015
DCM	GM614	Buffered Peptone Water , Granulated	Low risk	22/04/2019
DCM	GM1275	Buffered Peptone Water w/ NaCl, Granulated	Low Risk	12/08/2015
DCM	GMH1275	Buffered Sodium Chloride-Peptone Solution pH 7.0 , Granulated	Low risk	22/04/2019
DCM	GM792	C.L.E.D. Agar w/ Bromo Thymol Blue, Granulated	Low Risk	12/08/2015
DCM	GMH024	Cetrimide Agar , Granulated	Low risk	22/04/2019
DCM	GM024	Cetrimide Agar Base, Granulated	Low Risk	12/08/2015
DCM	GM497	Clostridial Agar, Granulated	Low risk	25/08/2016
DCM	GMH144	Columbia Agar , Granulated	Low risk	22/04/2019
DCM	GM144	Columbia Blood Agar Base, Granulated	Low Risk	12/08/2015
DCM	GM188	D.T.M. Agar Base (Dermatophyte Test Agar Base) , Granulated	Low Risk	12/08/2015

DCM	GM030	Deoxycholate Agar, Granulated	Low Risk	12/08/2015
DCM	GM065	Deoxycholate Citrate Agar, Granulated	Low Risk	12/08/2015
DCM	GM286	Dextrose Agar Base, Emmons (Sabouraud Dextrose Agar Base, Modified) , Granulated	Low Risk	12/08/2015
DCM	GM1129	Dichloran Glycerol Medium Base , Granulated	Low risk	22/04/2019
DCM	GM1603	Differential Reinforced Clostridial Agar, Granulated	Low risk	10/11/2020
DCM	GM127	EC Broth, Granulated	Low Risk	12/08/2015
DCM	GM317	EMB Agar, Granulated	Low Risk	12/08/2015
DCM	GM022	EMB Agar, Levine, Granulated	Low Risk	12/08/2015
DCM	GM029	Endo Agar, Granulated	Low Risk	12/08/2015
DCM	GM029R	Endo Agar, Special	Low risk	25/08/2016
DCM	GM1075	Endo Agar, Modified, Granulated	Low Risk	12/08/2015
DCM	GMH287	Enterobacteria Enrichment Broth, Mossel , Granulated	Low risk	22/04/2019
DCM	GM013	Fluid Sabouraud Medium (Sabouraud Medium, Fluid) , Granulated	Low Risk	12/08/2015
DCM	GM025	Fluid Selenite Cystine Medium (Selenite Cystine Broth) (Twin Pack) , Granulated	Low Risk	12/08/2015
DCM	GM032	Fluid Tetrathionate Medium w/o Iodine and BG (Tetrathionate Broth Base w/o Iodine and BG) , Granulated	Low Risk	12/08/2015
DCM	GM009	Fluid Thioglycollate medium (Thioglycollate medium Fluid) , Granulated	Low risk	22/04/2019
DCM	GM434	GC Agar Base, Granulated	Low Risk	04/07/2018
DCM	GM070	Glucose Phosphate Broth (Buffered Glucose Broth) , Granulated	Low risk	12/08/2015
DCM	GM070R	Glucose Phosphate Broth (Buffered Glucose Broth) , Granulated	Low risk	04/07/2018
DCM	GMV070	Glucose Phosphate HiVeg™ Broth (Buffered Glucose HiVeg™ Broth) , Granulated	Low risk	20/12/2012
DCM	GM242	GN Broth, Hajna, Granulated	Low Risk	12/08/2015
DCM	GM467	Hektoen Enteric Agar, Granulated	Low Risk	12/08/2015
DCM	GM1297A	HiCrome™ Candida Differential Agar, Granulated	Low Risk	12/08/2015
DCM	GM1353	HiCrome™ UTI Agar, Granulated	Low Risk	12/08/2015
DCM	GM1007	KF Streptococcus Agar Base w/ BCP, Granulated	Low Risk	12/08/2015
DCM	GM1232	Kimmig Fungi Agar Base, Granulated	Low Risk	12/08/2015
DCM	GM1543	King's Medium A Base, Granulated	Low Risk	12/08/2015
DCM	GM078	Kligler Iron Agar, Granulated	Low Risk	12/08/2015
DCM	GM641	Lactobacillus MRS Agar (MRS Agar) , Granulated	Low Risk	12/08/2015
DCM	GM369	Lactobacillus MRS Broth (MRS Broth) , Granulated	Low Risk	12/08/2015
DCM	GM1003	Lactose Broth , Granulated	Low risk	22/04/2019
DCM	GM080	Lauryl Sulphate Broth (Lauryl Tryptose Broth) , Granulated	Low risk	22/04/2019
DCM	GM1380	Leifson Agar, Granulated	Low Risk	12/08/2015
DCM	GM890A	Listeria Enrichment Medium Base (UVM) , Granulated	Low Risk	12/08/2015
DCM	GM1064	Listeria Identification Agar Base (PALCAM) , Granulated	Low risk	22/04/2019
DCM	GM1090	Listeria Identification Broth Base (PALCAM) , Granulated	Low risk	22/04/2019

DCM	GM1145	Listeria Oxford Medium Base, Granulated	Low Risk	12/08/2015
DCM	GM889	Listeria Selective Broth Base, Granulated	Low Risk	12/08/2015
DCM	GM1865	Listeria Selective Enrichment Broth , Granulated	Low risk	22/04/2019
DCM	GM1001	LM Agar, Granulated	Low Risk	12/08/2015
DCM	GM162	Lowenstein Jensen Medium Base (L.J. Medium) , Granulated	Low Risk	12/08/2015
DCM	GMH081	MacConkey Agar , Granulated	Low risk	22/04/2019
DCM	GM081	MacConkey Agar w/0.15% Bile Salts,CV and NaCL, Granulated	Low Risk	12/08/2015
DCM	GM082A	MacConkey Agar w/o CV,NaCL w/0.5% Bile Salts, Granulated	Low Risk	12/08/2015
DCM	GM082	MacConkey Agar w/o CV,NaCLw/0.5% Sodium Taurocholate, Granulated	Low Risk	12/08/2015
DCM	GMH083	MacConkey Broth , Granulated	Low risk	22/04/2019
DCM	GM083	MacConkey Broth Purple w/BCP , Granulated	Low risk	22/04/2019
DCM	GM137	Malt Extract Agar Base (w/ Mycological Peptone) , Granulated	Low Risk	12/08/2015
DCM	GM255	Malt Extract Broth Base, Granulated	Low Risk	12/08/2015
DCM	GMH118	Mannitol Salt Agar , Granulated	Low risk	22/04/2019
DCM	GM118	Mannitol Salt Agar Base , Granulated	Low risk	12/08/2015
DCM	GM1030	Maximum Recovery Diluent , Granulated	Low risk	22/04/2019
DCM	GM1170	Modified Czapek Dox Agar, Granulated	Low risk	25/08/2016
DCM	GM1285	Modified EC Broth Base, Granulated	Low Risk	12/08/2015
DCM	GM1286I	Modified Soyabean Bile Broth Base , Granulated	Low risk	22/04/2019
DCM	GM1084	Mueller Hinton Agar No. 2, Granulated	Low Risk	12/08/2015
DCM	GM173	Mueller Hinton Agar, Granulated	Low Risk	12/08/2015
DCM	GM391	Mueller Hinton Broth, Granulated	Low Risk	12/08/2015
DCM	GM636	MYP Agar Base (Phenol Red Egg Yolk Polymyxin Agar Base) , Granulated	Low Risk	12/08/2015
DCM	GM1269	Nutrient Agar No.2 , Granulated	Low risk	12/08/2015
DCM	GM001	Nutrient Agar, Granulated	Low Risk	12/08/2015
DCM	GM002	Nutrient Broth, Granulated	Low Risk	12/08/2015
DCM	GM395	OF Basal Medium, Granulated	Low Risk	12/08/2015
DCM	GM933	Orange Serum Agar , Granulated	Low risk	22/04/2019
DCM	GM028	Peptone Water, Granulated	Low Risk	04/07/2018
DCM	GM837	Perfringens Agar Base (Tryptose Sulphite Cycloserine Agar Base) (T.S.C./S.F.P. Agar Base) , Granulated	Low Risk	12/08/2015
DCM	GM091	Plate Count Agar (Standard Methods Agar),Granulated	Low Risk	28/04/2017
DCM	GMH096	Potato Dextrose Agar , Granulated	Low risk	22/04/2019
DCM	GM096	Potato Dextrose Agar , Granulated	Low risk	22/04/2019
DCM	GM085	Pseudomonas Agar Base , Granulated	Low risk	22/04/2019
DCM	GM085	Pseudomonas Agar Base, Granulated	Low Risk	22/04/2019
DCM	GMH1491	Rappaport Vassiliadis Salmonella Enrichment Broth , Granulated	Low risk	22/04/2019
DCM	GM1491	Rappaport Vassiliadis Soya Broth (RVS Broth) , Granulated	Low Risk	12/08/2015
DCM	GMH443	Reinforced Medium for Clostridia , Granulated	Low risk	22/04/2019

DCM	GM149	Robinson's Cooked M Medium (R.C. Medium), Granulated	Low Risk	16/12/2017
DCM	GM130	Rogosa SL Agar, Granulated	Low Risk	12/08/2015
DCM	GM842	Rose Bengal Agar Base, Granulated	Low risk	12/08/2015
DCM	GM1067	Sabouraud Chloramphenicol Agar, Granulated	Low risk	25/08/2016
DCM	GM063	Sabouraud Dextrose Agar , Granulated	Low Risk	12/08/2015
DCM	GMH063	Sabouraud Dextrose Agar , Granulated	Low risk	22/04/2019
DCM	GM033	Sabouraud Dextrose Broth (Sabouraud Liquid Medium) , Granulated	Low Risk	12/08/2015
DCM	GMH033	Sabouraud Dextrose Broth , Granulated	Low risk	22/04/2019
DCM	GMV033	Sabouraud Dextrose HiVeg™ Broth (Sabouraud Liquid HiVeg™ Medium) , Granulated	Low Risk	12/08/2015
DCM	GM1313	Sabouraud Dextrose Maltose Agar, Granulated	Low Risk	12/08/2015
DCM	GM062	Sabouraud Maltose Agar, Granulated	Low Risk	12/08/2015
DCM	GM1619	Sakazakii DHL Agar, Granulated	Low Risk	12/08/2015
DCM	GM1078	Salmonella Differential Agar (Twin Pack), Raj Hans Medium (Twin Pack) , Granulated	Low Risk	12/08/2015
DCM	GM052	Selenite Broth (Selenite F Broth) (Twin Pack) , Granulated	Low Risk	12/08/2015
DCM	GM612A	Slanetz and Bartley Medium w/o TTC, Granulated	Low risk	10/11/2020
DCM	GM298R	Sorbitol Agar (Sorbitol MacConkey Agar)	Low risk	25/08/2016
DCM	GM290	Soyabean Casein Digest Agar (Tryptone Soya Agar) , Granulated	Low risk	22/04/2019
DCM	GM011	Soyabean Casein Digest Medium (Tryptone Soya Broth) , Granulated	Low risk	22/04/2019
DCM	GMH011	Soybean Casein Digest Medium (Casein Soybean Digest Broth) , Granulated	Low risk	22/04/2019
DCM	GMH290	Soybean-Casein Digest Agar (Casein Soyabean Digest Agar) , Granulated	Low risk	22/04/2019
DCM	GM108	SS Agar (Salmonella Shigella Agar) , Granulated	Low Risk	12/08/2015
DCM	GM189	TCBS Agar, Granulated	Low Risk	12/08/2015
DCM	GM010	Thioglycollate Broth, Alternative (Alternative Thioglycollate Medium)(NIH Thioglycollate Broth) , Granulated	Low risk	12/08/2015
DCM	GM021	Triple Sugar Iron Agar , Granulated	Low risk	22/04/2019
DCM	GM463	Tryptone Broth (Tryptone Water) , Granulated	Low risk	22/04/2019
DCM	GM177	Tryptose Broth, Granulated	Low Risk	12/08/2015
DCM	GM112	Urea Agar Base (Christensen) (Autoclavable)	Low Risk	30/10/2018
DCM	GM112A	Urea Agar Base (Filter sterilizable), Granulated	Low risk	25/08/2016
DCM	GM111A	Urea Broth (Filter sterilizable), Granulated	Low risk	25/08/2016
DCM	GM049	Violet Red Bile Agar, Granulated	Low risk	28/04/2017
DCM	GMH581	Violet Red Bile Glucose Agar , Granulated	Low risk	22/04/2019
DCM	GM581	Violet Red Bile Glucose Agar w/o Lactose, Granulated	Low risk	04/07/2018
DCM	GM031	Xylose Lysine Deoxycholate Agar (XLD Agar) , Granulated	Low Risk	12/08/2015
DCM	GMH031	Xylose-Lysine-Deoxycholate Agar , Granulated	Low risk	22/04/2019

Product group	Type/ Model / Ref number	Device Name	Risk Class	Date of CE compliance
Dehydrated Culture Media -Supplements				
DCM-S	FD001	Non Spore Anaerobic Supplement	Low risk	20/12/2012
DCM-S	FD002	G.N. Spore Anaerobic Supplement	Low risk	20/12/2012
DCM-S	FD003	Polymyxin B Selective Supplement	Low risk	20/12/2012
DCM-S	FD003B	Polymyxin B Selective Supplement	Low risk	04/07/2018
DCM-S	FD004	Bordetella Selective Supplement	Low risk	20/12/2012
DCM-S	FD005	Brucella Selective Supplement	Low risk	20/12/2012
DCM-S	FD006	Campylobacter Supplement-I (Blaser-Wang)	Low risk	20/12/2012
DCM-S	FD007	Campylobacter Supplement - II (Butzler)	Low risk	20/12/2012
DCM-S	FD008	Campylobacter Supplement- III (Skirrow)	Low risk	20/12/2012
DCM-S	FD009	Campylobacter Growth Supplement	Low risk	20/12/2012
DCM-S	FD010	Clostridium Difficile Supplement	Low risk	20/12/2012
DCM-S	FD013	S.F.P. Supplement (Perfringens S.F.P. Supplement)	Low risk	20/12/2012
DCM-S	FD014	T.S.C. Supplement (Perfringens T.S.C. Supplement)	Low risk	20/12/2012
DCM-S	FD015	Dermato Supplement	Low risk	20/12/2012
DCM-S	FD017	Legionella Selective Supplement	Low risk	20/12/2012
DCM-S	FD018	Middlebrook OADC Growth Supplement	Low risk	20/12/2012
DCM-S	FD019	Middlebrook ADC Growth Supplement	Low risk	20/12/2012
DCM-S	FD019R	Middlebrook ADC Growth Supplement	Low risk	10/11/2020
DCM-S	FD020	Oleic Albumin Supplement	Low risk	20/12/2012
DCM-S	FD021	GC Supplement w/ Antibiotics	Low risk	20/12/2012
DCM-S	FD022	Haemoglobin Powder	Low risk	20/12/2012
DCM-S	FD023	V.C.N. Supplement	Low risk	20/12/2012
DCM-S	FD024	V.C.N.T. Supplement	Low risk	20/12/2012
DCM-S	FD025	Vitamino Growth Supplement (Twin Pack)	Low risk	20/12/2012
DCM-S	FD025R	Vitamino Growth Supplement (Twin Pack)	Low risk	10/11/2020
DCM-S	FD026	Linco T Supplement	Low risk	20/12/2012
DCM-S	FD026R	Linco T Supplement	Low risk	10/11/2020
DCM-S	FD027	Yeast Autolysate Supplement	Low risk	20/12/2012
DCM-S	FD028	Vanclo T Supplement	Low risk	20/12/2012
DCM-S	FD029	Cetrinix Supplement	Low risk	22/04/2019
DCM-S	FD030	Staph-Strepto Supplement	Low risk	20/12/2012
DCM-S	FD031	Strepto supplement	Low risk	25/08/2016
DCM-S	FD033	Chloramphenicol Selective Supplement	Low risk	20/12/2012
DCM-S	FD034	Yersinia Selective Supplement	Low risk	20/12/2012
DCM-S	FD035	CC Supplement	Low risk	20/12/2012
DCM-S	FD036	CFC Supplement	Low risk	22/04/2019
DCM-S	FD037	Legionella Selective Supplement II	Low risk	20/12/2012

DCM-S	FD038	Legionella Selective Supplement III	Low risk	20/12/2012
DCM-S	FD039	Aeromonas Selective Supplement	Low risk	20/12/2012
DCM-S	FD040	Legionella Selective Supplement IV (MWY)	Low risk	20/12/2012
DCM-S	FD041A	Legionella Supplement (Twin Pack)	Low risk	20/12/2012
DCM-S	FD041AR	Legionella Growth Supplement (Legionella Supplement) (Twin Pack)	Low risk	25/08/2016
DCM-S	FD042	Campylobacter Selective Supplement IV (Preston Selective Supplement)	Low risk	20/12/2012
DCM-S	FD043	Doyle's Antibiotic Supplement	Low risk	20/12/2012
DCM-S	FD045	Egg Yolk Emulsion (100 ml per vial)	Low risk	20/12/2012
DCM-S	FD045B	Egg Yolk Emulsion	Low risk	04/07/2018
DCM-S	FD045L	Egg Yolk Emulsion (50ml per vial)	Low risk	04/07/2018
DCM-S	FD045R	Egg Yolk Emulsion (100 ml per vial)	Low risk	25/08/2016
DCM-S	FD045RC	Egg Yolk Emulsion (100 ml per vial)	Low risk	10/11/2020
DCM-S	FD046	Egg Yolk Tellurite Emulsion (100 ml per vial)	Low risk	20/12/2012
DCM-S	FD046B	Egg Yolk Tellurite Emulsion	Low risk	04/07/2018
DCM-S	FD046L	Egg Yolk Tellurite Emulsion (50ml per vial)	Low risk	04/07/2018
DCM-S	FD046N	Egg Yolk Tellurite Emulsion, Modified	Low risk	04/07/2018
DCM-S	FD046NL	Egg Yolk Tellurite Emulsion, Modified	Low risk	04/07/2018
DCM-S	FD046R	Egg Yolk Tellurite Emulsion	Low risk	10/11/2020
DCM-S	FD047	Potassium Tellurite 3.5% (1 ml per vial)	Low risk	20/12/2012
DCM-S	FD048	Urea 40% (5 ml per vial)	Low risk	20/12/2012
DCM-S	FD049	C.B.I. Supplement	Low risk	20/12/2012
DCM-S	FD052	Potassium Tellurite 1% (1 ml per vial)	Low risk	20/12/2012
DCM-S	FD053	Gruft Mycobacterial Supplement	Low risk	20/12/2012
DCM-S	FD054	GBS Supplement	Low risk	20/12/2012
DCM-S	FD056	G. Vaginalis Selective Supplement	Low risk	20/12/2012
DCM-S	FD057	TTC Solution 1% (10 ml per vial)	Low risk	20/12/2012
DCM-S	FD059	Basic Fuchsin (6.0 gm per vial)	Low risk	20/12/2012
DCM-S	FD061	Listeria Selective Supplement (PALCAM)	Low risk	22/04/2019
DCM-S	FD061R	Listeria Selective Supplement (PALCAM)	Low risk	04/07/2018
DCM-S	FD062	Bacteroides Selective Supplement	Low risk	20/12/2012
DCM-S	FD063	Listeria Selective Supplement II	Low risk	20/12/2012
DCM-S	FD063I	Listeria Selective Supplement II	Low risk	20/12/2012
DCM-S	FD066	Leptospira Enrichment	Low risk	20/12/2012
DCM-S	FD068	Sulpha Supplement	Low risk	20/12/2012
DCM-S	FD069	B P Sulpha Supplement	Low risk	20/12/2012
DCM-S	FD070	McBride Listeria Supplement	Low risk	20/12/2012
DCM-S	FD071	Oxford Listeria Supplement	Low risk	20/12/2012
DCM-S	FD072	KL Virulence Enrichment (20 ml per vial)	Low risk	20/12/2012
DCM-S	FD072D	KL Virulence Enrichment (500 ml)	Low risk	10/11/2020

DCM-S	FD072M	KL Virulence Enrichment (1000 ml)	Low risk	10/11/2020
DCM-S	FD073	Diphtheria Virulence Supplement (Part A & B)	Low risk	20/12/2012
DCM-S	FD075	Mycoplasma Enrichment Supplement	Low risk	20/12/2012
DCM-S	FD075R	Mycoplasma Enrichment Supplement	Low risk	10/11/2020
DCM-S	FD078	Campylobacter Selective Supplement (Karmali)	Low risk	10/11/2020
DCM-S	FD082	Ampicillin Supplement	Low risk	20/12/2012
DCM-S	FD090	Campylobacter Selective Supplement	Low risk	20/12/2012
DCM-S	FD091	Bromo Thymol Blue Supplement (20 mg per vial)	Low risk	20/12/2012
DCM-S	FD092	MUG Supplement (50 mg per vial)	Low risk	10/11/2020
DCM-S	FD093	Bromo Cresol Purple	Low risk	22/04/2019
DCM-S	FD094	Trichomonas Selective Supplement II	Low risk	20/12/2012
DCM-S	FD095	10% Lactic Acid Solution (10 ml per vial)	Low risk	20/12/2012
DCM-S	FD096	Novobiocin Supplement	Low risk	22/04/2019
DCM-S	FD099	Trichomonas Selective Supplement I	Low risk	20/12/2012
DCM-S	FD100	Mueller Tellurite Serum (25 ml per vial)	Low risk	20/12/2012
DCM-S	FD102	Ticarcillin Supplement	Low risk	20/12/2012
DCM-S	FD103	Potassium Chlorate Supplement	Low risk	20/12/2012
DCM-S	FD105	Park and Sanders Selective Supplement II	Low risk	20/12/2012
DCM-S	FD106	Campylobacter Supplement VI (Butzler)	Low risk	20/12/2012
DCM-S	FD111	Kimmig Selective Supplement (Twin Pack)	Low risk	20/12/2012
DCM-S	FD112	George Kimmig Selective Supplement	Low risk	20/12/2012
DCM-S	FD114	Vitamin K1 Supplement	Low risk	20/12/2012
DCM-S	FD117	Haemophilus Growth Supplement	Low risk	20/12/2012
DCM-S	FD118	Mucosal	Low risk	20/12/2012
DCM-S	FD119	Streptococcus Selective Supplement	Low risk	20/12/2012
DCM-S	FD120	Chlortetracycline Selective Supplement	Low risk	20/12/2012
DCM-S	FD126	Listeria Moxalactam Supplement	Low risk	20/12/2012
DCM-S	FD130	Nalidixic Selective Supplement	Low risk	20/12/2012
DCM-S	FD132	Campylobacter Selective Supplement w/ Hemin (Karmali)	Low risk	10/11/2020
DCM-S	FD135	CCDA Selective Supplement	Low risk	20/12/2012
DCM-S	FD136	Listeria UVM Supplement I	Low risk	20/12/2012
DCM-S	FD137	Listeria UVM Supplement II	Low risk	20/12/2012
DCM-S	FD142	Legionella Growth Supplement (BCYE)	Low risk	10/11/2020
DCM-S	FD142X	Legionella Growth Supplement	Low risk	10/11/2020
DCM-S	FD143	Legionella (GVPC) Selective Supplement	Low risk	20/12/2012
DCM-S	FD144	Legionella BMPA Selective Supplement	Low risk	10/11/2020
DCM-S	FD147	Tellurite - Cefixime Supplement	Low risk	20/12/2012
DCM-S	FD149	Neomycin Supplement	Low risk	20/12/2012
DCM-S	FD150	NYC Supplement	Low risk	20/12/2012
DCM-S	FD152	XLT4 Supplement	Low risk	20/12/2012

DCM-S	FD153	M-CP Selective Supplement - I	Low risk	10/11/2020
DCM-S	FD154	M-CP Selective Supplement - II	Low risk	10/11/2020
DCM-S	FD154A	M-CP Selective Supplement, Modified	Low risk	10/11/2020
DCM-S	FD157	Urea 5% (5 ml per vial)	Low risk	20/12/2012
DCM-S	FD158	Campylobacter Selective Supplement IV (Preston), Modified	Low risk	20/12/2012
DCM-S	FD159	Doyle'S Antibiotic Supplement, Modified	Low risk	04/07/2018
DCM-S	FD160	Legionella (GVPA) Selective Supplement, Modified	Low risk	04/07/2018
DCM-S	FD161	Brucella Selective Supplement, Modified	Low risk	04/07/2018
DCM-S	FD163	Listeria Selective Supplement II, Modified	Low risk	04/07/2018
DCM-S	FD164	Park and Sanders Selective Supplement II, Modified	Low risk	04/07/2018
DCM-S	FD165	Campylobacter Supplement -II (Butzler), Modified	Low risk	04/07/2018
DCM-S	FD169	CC Supplement, Modified	Low risk	04/07/2018
DCM-S	FD171	McBride Listeria Supplement, Modified	Low risk	04/07/2018
DCM-S	FD172	Oxford Listeria Supplement, Modified	Low risk	28/04/2017
DCM-S	FD172R	Oxford Listeria Supplement, Modified	Low risk	04/07/2018
DCM-S	FD173	Mycoprep (for 2 tests)	Low risk	16/12/2017
DCM-S	FD173B	Mycoprep (for 10 tests)	Low risk	16/12/2017
DCM-S	FD175	Mycoplasma Urogenital Selective Supplement	Low risk	20/12/2012
DCM-S	FD176	Dermato Supplement, Modified	Low risk	04/07/2018
DCM-S	FD179	Antibiotic Mixture for Borrelia (100 X) (5 ml per vial)	Low risk	20/12/2012
DCM-S	FD180	Rabbit serum	Low risk	25/08/2016
DCM-S	FD181	HiCrome™ Listeria Selective Supplement	Low risk	10/11/2020
DCM-S	FD183	Legionella Selective Supplement II, Modified	Low risk	04/07/2018
DCM-S	FD185	Anthraxis Selective Supplement	Low risk	20/12/2012
DCM-S	FD187	HiCrome™ EC O157 : H7 Selective Supplement	Low risk	05/11/2020
DCM-S	FD190	HiCrome®Hicrome ECC Selective Supplement	Low risk	22/04/2019
DCM-S	FD191	Oxacillin Resistance Selective Supplement	Low risk	20/12/2012
DCM-S	FD192	HiCrome™ Candida Selective Supplement	Low risk	20/12/2012
DCM-S	FD195	Fibrinogen Plasma Trypsin Inhibitor Supplement	Low risk	20/12/2012
DCM-S	FD196	Tetracycline Selective Supplement	Low risk	20/12/2012
DCM-S	FD198	Mycoplasma Cultivation Supplement	Low risk	20/12/2012
DCM-S	FD201	Albumin Glucose Supplement	Low risk	20/12/2012
DCM-S	FD206	Legionella Growth Supplement w/o L-Cysteine	Low risk	05/11/2020
DCM-S	FD206R	Legionella Growth Supplement w/o L-Cysteine	Low risk	10/11/2020
DCM-S	FD212	L. mono Selective Supplement I	Low risk	20/12/2012
DCM-S	FD212A	OA Listeria Selective Supplement	Low risk	10/11/2020
DCM-S	FD212B	L. mono Selective Supplement I	Low risk	04/07/2018
DCM-S	FD213	L. mono Selective Supplement II	Low risk	20/12/2012
DCM-S	FD214	L. mono Enrichment Supplement I	Low risk	20/12/2012
DCM-S	FD215	Vitamino Growth Supplement, Modified (Twin Pack)	Low risk	20/12/2012

DCM-S	FD215B	Vitamino Growth Supplement, Modified	Low risk	22/04/2019
DCM-S	FD225	Klebsiella Selective Supplement	Low risk	10/11/2020
DCM-S	FD226	Enterococcus faecium Selective Supplement	Low risk	10/11/2020
DCM-S	FD227	L. mono Enrichment Supplement II	Low risk	20/12/2012
DCM-S	FD229	MeReSa Selective Supplement	Low risk	20/12/2012
DCM-S	FD230	HiCrome EC 0157: H7 Selective Supplement	Low risk	22/04/2019
DCM-S	FD232	Burkholderia Cepacia Selective Supplement	Low risk	20/12/2012
DCM-S	FD233	Vancomycin Supplement	Low risk	20/12/2012
DCM-S	FD236	Sorbic Acid Supplement	Low risk	20/12/2012
DCM-S	FD241	Poctri supplement	Low risk	25/08/2016
DCM-S	FD242	Legionella Selective Supplement(GVPN)	Low risk	20/12/2012
DCM-S	FD243	Clostridium Difficile Supplement	Low risk	20/12/2012
DCM-S	FD245	HiCrome™ Nickels & Leesment Selective Supplement	Low risk	10/11/2020
DCM-S	FD246	Cefixime Supplement	Low risk	20/12/2012
DCM-S	FD247	ECO157:H7 Selective Supplement	Low risk	22/04/2019
DCM-S	FD248	Coagulase Plasma	Low risk	04/07/2018
DCM-S	FD248A	Coagulase Plasma w/ EDTA (From Rabbit)	Low risk	22/04/2019
DCM-S	FD248B	Rabbit plasma with EDTA and 15% NaCl	Low risk	22/04/2019
DCM-S	FD248R	Coagulase Supplement for Staphilococci	Low risk	22/04/2019
DCM-S	FD252	Gentamycin Selective Supplement	Low risk	22/04/2019
DCM-S	FD253	Urea Solution	Low risk	20/12/2012
DCM-S	FD254	Ureaplasma Selective Supplement	Low risk	04/07/2018
DCM-S	FD255	Ureaplasma Growth Supplement	Low risk	20/12/2012
DCM-S	FD259	Cefoxitin Supplement	Low risk	20/12/2012
DCM-S	FD261	Vancomycin Supplement	Low risk	20/12/2012
DCM-S	FD266	Listeria Moxalactam Supplement Modified	Low risk	20/12/2012
DCM-S	FD269	OFPBL Selective Supplement	Low risk	25/11/2017
DCM-S	FD270	Chromogenic Supplement	Low risk	10/11/2020
DCM-S	FD271	MDR Acinetobacter Selective Supplement	Low risk	25/08/2016
DCM-S	FD274	HiCrome™ Selective Salmonella Agar Supplement	Low risk	22/04/2019
DCM-S	FD277	HiCrome™ VRE Agar supplement	Low risk	20/12/2012
DCM-S	FD278	HiCrome™ ESBL Agar Supplement	Low risk	20/12/2012
DCM-S	FD279	HiCrome™ KPC Agar Supplement	Low risk	20/12/2012
DCM-S	FD280	Sterile Charcoal Supplement for Legionella Agar	Low risk	10/11/2020
DCM-S	FD283R	HiCrome™ Candida Differential Selective Supplement	Low risk	20/12/2012
DCM-S	FD284	Acriflavin-Cefsulodin-Vancomycin Supplement (ACV Supplement)	Low risk	20/12/2012
DCM-S	FD285	Bifidobacterium Selective Supplement	Low risk	20/12/2012
DCM-S	FD286	Yersinia Selective Supplement	Low risk	20/12/2012
DCM-S	FD287	Growth Supplement I for MSM	Low risk	20/12/2012
DCM-S	FD288	Growth Supplement II for MSM	Low risk	20/12/2012

DCM-S	FD290	Novobiocin Selective Supplement	Low risk	20/12/2012
DCM-S	FD295	HiCrome™ ECO157:H7 Selective Supplement Modified	Low risk	22/04/2019
DCM-S	FD299	Selective Supplement for MRSA	Low risk	20/12/2012
DCM-S	FD300	Hayflick Supplement	Low risk	20/12/2012
DCM-S	FD302	Group A Selective Supplement	Low risk	20/12/2012
DCM-S	FD304	Arcobacter Selective Supplement	Low risk	05/11/2020
DCM-S	FD306	Modified Listeria Oxford Selective Supplement	Low risk	22/04/2019
DCM-S	FD309	Monensin Selective Supplement	Low risk	22/04/2019
DCM-S	FD312	VIA Supplement	Low risk	20/12/2012
DCM-S	FD319	MRSA Supplement	Low risk	25/08/2016
DCM-S	FD319R	MeReSa Selective Supplement (MRSA Selective Supplement)	Low risk	25/08/2016
DCM-S	FD320	Clostridium difficile Selective Supplement	Low risk	25/08/2016
DCM-S	FD321	TVCSB Supplement	Low risk	25/08/2016
DCM-S	FD322	Middlebrook ADC Growth Supplement, Modified	Low risk	25/08/2016
DCM-S	FD323	TSBV Supplement	Low risk	25/08/2016
DCM-S	FD324	Bacillus Selective Supplement	Low risk	25/08/2016
DCM-S	FD327	NAD Supplement	Low risk	25/08/2016
DCM-S	FD329	Middlebrook OADC Enrichment Supplement	Low risk	25/08/2016
DCM-S	FD332	Lecithin solution	Low risk	10/11/2020
DCM-S	FD333	Modified L.mono Selective supplement	Low risk	10/11/2020
DCM-S	FD334	Mycoplasma selective supplement	Low risk	25/08/2016
DCM-S	FD335	Leeds Acinetobacter selective supplement	Low risk	25/08/2016
DCM-S	FD335R	MDR Acinetobacter Selective Supplement	Low risk	25/08/2016
DCM-S	FD338	LCN Supplement	Low risk	25/08/2016
DCM-S	FD340	PACT Supplement	Low risk	28/04/2017
DCM-S	FD342	Rapid Listeria Selective Supplement	Low risk	10/11/2020
DCM-S	FD343	Growth Supplement for Fastidious Organism	Low risk	16/12/2017
DCM-S	FD344	ECC Selective Supplement Modified	Low risk	22/04/2019
DCM-S	FD345	Ciprofloxacin Supplement	Low risk	10/11/2020
DCM-S	FD347	PCP Supplement	Low risk	04/07/2018
DCM-S	FD347B	PCP Supplement	Low risk	10/11/2020
DCM-S	FD348	OADS Supplement	Low risk	16/12/2017
DCM-S	FD349	Vancomycin Polymyxin B Supplement	Low risk	04/07/2018
DCM-S	FD352	Acinetobacter Selective Supplement	Low risk	30/10/2018
DCM-S	FD353	VCAT Supplement	Low risk	30/10/2018
DCM-S	FD354	STEC Selective Supplement	Low risk	30/10/2018
DCM-S	FD355	HiCrome™ Colistin Resistant Selective Supplement	Low risk	30/10/2018
DCM-S	FD356	Diphenyl supplement	Low risk	22/04/2019
DCM-S	FD357	Carba Selective Supplement	Low risk	10/11/2020
DCM-S	FD360	C.auris Selective Supplement	Low risk	05/11/2019
DCM-S	FD361	BCSA Selective Supplement	Low risk	05/11/2019

DCM-S	FD362	Coagulase Supplement (for M2126)	Low risk	10/11/2020
DCM-S	FD363	HiMRSA Selective Supplement	Low risk	17/06/2021
DCM-S	FD725R	Mycoprep (Modified,Bulk powder)	Low risk	25/08/2016
DCM-S	FD726	Mycoprep (Modified, powder for 1000ml)	Low risk	25/08/2016
DCM-S	FD743R	Bifido Selective Supplement C	Low risk	25/08/2016
DCM-S	FD744R	Bifido Selective Supplement D	Low risk	25/08/2016
DCM-S	FD745R	Bifido Selective Supplement E	Low risk	25/08/2016
DCM-S	FD749	Supplement for HiCrome™ Candida Agar	Low risk	04/07/2018
DCM-S	FD750	L. J. Media Supplement w/ Capreomycin	Low risk	25/08/2016
DCM-S	FD751	L. J. Medium Supplement w/ Clarithromycin	Low risk	25/08/2016
DCM-S	FD752	L. J. Media Supplement w/ D-Cycloserine	Low risk	25/08/2016
DCM-S	FD753	L. J. Media Supplement w/ Ethambutol	Low risk	25/08/2016
DCM-S	FD754	L. J. Media Supplement w/ Ethionamide	Low risk	25/08/2016
DCM-S	FD755	L. J. Medium Supplement w/ Gatifloxacin	Low risk	25/08/2016
DCM-S	FD756	L. J. Media Supplement w/ Isoniazide	Low risk	25/08/2016
DCM-S	FD757	L. J. Media Supplement w/ Kanamycin	Low risk	25/08/2016
DCM-S	FD758	L. J. Medium Supplement w/ Levofloxacin	Low risk	25/08/2016
DCM-S	FD759	L. J. Medium Supplement w/ Lomefloxacin	Low risk	04/07/2018
DCM-S	FD760	L. J. Medium Supplement w/ Ofloxacin	Low risk	04/07/2018
DCM-S	FD761	L. J. Medium Supplement w/ p-Aminosalicylic acid	Low risk	04/07/2018
DCM-S	FD762	L. J. Medium Supplement w/ Pyrazinamide	Low risk	04/07/2018
DCM-S	FD763	L.J.Medium Supplementw/Rifabutin	Low risk	04/07/2018
DCM-S	FD764	L.J.Medium Supplementw/Rifampicin	Low risk	04/07/2018
DCM-S	FD765	L.J.Medium Supplementw/Sodium Salicylate	Low risk	04/07/2018
DCM-S	FD766	L.J.Medium Supplementw/Streptomycin	Low risk	04/07/2018
DCM-S	FD767	L.J.Medium Supplementw/TCH	Low risk	04/07/2018
DCM-S	FD768	Chloramphenicol Supplement	Low risk	04/07/2018
DCM-S	FD772	L.J. Media Supplement w/Amikacin	Low risk	04/07/2018
DCM-S	FD775	L.J. Media Supplement w/ p-Nitrobenzoic acid	Low risk	04/07/2018
DCM-S	FD780	L.J. Media Supplement w/Moxifloxacin	Low risk	04/07/2018
DCM-S	FD804	Enriched growth Supplement for Mycobacteria	Low risk	04/07/2018
DCM-S	FD805	Growth Supplement for Anaerobic cultures	Low risk	10/11/2020
DCM-S	FD808	Supplement for GC Agar Base	Low risk	10/11/2020
DCM-S	FD812	Selective Supplement for Gram positive bacteria (Clostridium, Staphylococcus spp. etc.)	Low risk	10/11/2020
DCM-S	FD814	PANTA Supplement	Low risk	10/11/2020
DCM-S	FD815B	Selective Supplement for SS Agar	Low risk	10/11/2020
DCM-S	FD816	Selective supplement for Enterobacteriaceae	Low risk	10/11/2020
DCM-S	FD817	Selective Supplement for Staphylococcus	Low risk	10/11/2020
DCM-S	FD820	Selective Supplement for SS Agar	Low risk	10/11/2020

Product group	Type/ Model / Ref number	Device Name	Risk Class	Date of CE compliance
Ready Prepared Media			Low risk	10/06/2021
RPM - Ready Prepared Plates	HB001	HiCombi™ Nutrient - MacConkey Agar Plate	Low risk	20/12/2012
RPM - Ready Prepared Plates	HB003	HiCombi™ CLED - MacConkey Agar Plate	Low risk	20/12/2012
RPM - Ready Prepared Plates	HB004	HiCombi™ XLD - MacConkey Agar Plate	Low risk	20/12/2012
RPM - Ready Prepared Plates	HB005	HiCombi™ Cetrimide - MacConkey Agar Plate	Low risk	20/12/2012
RPM - Ready Prepared Plates	HB006	HiCombi™ Blood- MacConkey Agar Plate	Low risk	20/12/2012
RPM - Ready Prepared Plates	HB007	HiCombi™ MacConkey-Mannitol Salt Agar	Low risk	20/12/2012
RPM - Ready Prepared Plates	HB008	HiCombi™ Blood -Chocolate Agar	Low risk	20/12/2012
RPM - Ready Prepared Plates	HB009	HiCombi™ Blood -Mannitol Salt Agar	Low risk	20/12/2012
RPM - Ready Prepared Plates	HB010	HiCombi™ Chocolate - MacConkey Agar Plate	Low risk	20/12/2012
RPM - Ready Prepared Plates	HB017	HiCombi™ Sabouraud Dextrose-Sheep Blood Agar Plate	Low risk	17/06/2021
RPM- HiDip Slides	HD001	HiDip™ Cled-Cetri-Mac Medium	Low risk	20/12/2012
RPM- HiDip Slides	HD002	HiDip™ Mac-Cled-Sab Medium	Low risk	20/12/2012
RPM- HiDip Slides	HD003	HiDip™ Mac-Cled-Bile Esculin Medium	Low risk	20/12/2012
RPM- HiDip Slides	HD004	HiDip™ Cled-Mac Medium	Low risk	20/12/2012
RPM- HiDip Slides	HD005	HiDip™ Cled-MUG Mac Medium	Low risk	20/12/2012
RPM- HiDip Slides	HD006	HiDip™ Cled-HiCrome™ UTI Medium	Low risk	20/12/2012
RPM- HiDip Slides	HD007	HiDip™ Mac-HiCrome™ UTI Medium	Low risk	20/12/2012
RPM- HiDip Slides	HD007R	HiDip™ Mac-HiCrome™ UTI Medium	Low risk	10/11/2020
RPM- HiDip Slides	HD018	HiDip™ TSA-CLED Agar w/ B.T.B Indicator Medium	Low Risk	20/12/2012
RPM- HiDip Slides	HD020	HiDip™ Pseudomonas Agar - MacConkey Agar Medium	Low risk	20/12/2012
RPM- HiDip Slides	HD021	HiDip™ PCA - MacConkey Agar Medium	Low risk	20/12/2012
RPM- HiDip Slides	HD024	HiDip™ Modified Rogosa Medium-Modified Rogosa Medium	Low risk	20/12/2012
RPM- HiDip Slides	HD025	HiDip™ Modified Nickerson Medium-Modified Nickerson Medium	Low risk	20/12/2012
RPM- HiDip Slides	HD041	HiDip HiCrome™ Universal Agar-PCA	Low risk	28/04/2017
RPM- HiDip Slides	HD042	HiDip HiCrome™ UTI Agar - Dey Engley Neutralizing agar	Low risk	28/04/2017
RPM- HiDip Slides	HD046	HiDip TSA-TCBS	Low risk	30/10/2018
RPM- HiDip Slides	HD047	HiDip TSA-MRS	Low risk	30/10/2018
RPM- HiSafe Blood Culturing System	LQ003	BHI	Low risk	20/12/2012
RPM- HiSafe Blood Culturing System	LQ003A	BHI	Low risk	20/12/2012
RPM- HiSafe Blood Culturing System	LQ004	BHI - Supplemented w/ 0.05% SPS	Low risk	20/12/2012

RPM- HiSafe Blood Culturing System	LQ004R	BHI - Supplemented w/ 0.05% SPS	Low risk	10/11/2020
RPM- HiSafe Blood Culturing System	LQ004A	BHI - Supplemented w/ 0.05% SPS	Low risk	20/12/2012
RPM- HiSafe Blood Culturing System	LQ004AR	BHI - Supplemented w/ 0.05% SPS	Low risk	10/11/2020
RPM- HiSafe Blood Culturing System	LQ005	TSB - Tryptone Soya Broth w/ 10% Sucrose	Low risk	20/12/2012
RPM- HiSafe Blood Culturing System	LQ005A	TSB - Tryptone Soya Broth w/ 10% Sucrose	Low risk	20/12/2012
RPM- HiSafe Blood Culturing System	LQ006	Columbia Broth	Low risk	20/12/2012
RPM- HiSafe Blood Culturing System	LQ006A	Columbia Broth	Low risk	20/12/2012
RPM- HiSafe Blood Culturing System	LQ007	Thioglycollate Broth	Low Risk	20/12/2012
RPM- HiSafe Blood Culturing System	LQ007R	Thioglycollate Broth	Low Risk	10/11/2020
RPM- HiSafe Blood Culturing System	LQ007A	Thioglycollate Broth	Low Risk	20/12/2012
RPM- HiSafe Blood Culturing System	LQ007AR	Thioglycollate Broth	Low Risk	10/11/2020
RPM- HiSafe Blood Culturing System	LQ008	Schaedler Broth	Low Risk	20/12/2012
RPM- HiSafe Blood Culturing System	LQ008A	Schaedler Broth	Low Risk	20/12/2012
RPM- HiSafe Blood Culturing System	LQ009	TSB - Tryptone Soya Broth	Low risk	20/12/2012
RPM- HiSafe Blood Culturing System	LQ009A	TSB - Tryptone Soya Broth	Low risk	20/12/2012
RPM- HiSafe Blood Culturing System	LQ010	Glucose Broth Supplemented w/ 0.05% SPS	Low risk	20/12/2012
RPM- HiSafe Blood Culturing System	LQ010A	Glucose Broth Supplemented w/ 0.05% SPS	Low risk	20/12/2012
RPM- HiSafe Blood Culturing System	LQ010AR	Glucose Broth Supplemented w/ 0.05% SPS	Low risk	10/11/2020
RPM- HiSafe Blood Culturing System	LQ010V	Glucose Broth supplemented w/0.05% SPS	Low risk	22/04/2019
RPM- HiSafe Blood Culturing System	LQ011	TSB - Tryptone Soya Broth Supplemented w/ 0.05% SPS	Low risk	20/12/2012
RPM- HiSafe Blood Culturing System	LQ011A	TSB - Tryptone Soya Broth Supplemented w/ 0.05% SPS	Low risk	20/12/2012
RPM- HiSafe Blood Culturing System	LQ011AR	TSB - Tryptone Soya Broth Supplemented w/ 0.05% SPS	Low risk	10/11/2020
RPM- HiSafe Blood Culturing System	LQ013V	Hartley Broth	Low risk	22/04/2019
RPM- HiSafe Blood Culturing System	LQ014	Modified Wilkins Chalgren Broth	Low risk	20/12/2012
RPM- HiSafe Blood Culturing System	LQ014A	Modified Wilkins Chalgren Broth	Low risk	20/12/2012
RPM- HiSafe Blood Culturing System	LQ012	HiCombi™ Dual Performance Medium	Low Risk	20/12/2012
RPM- HiSafe Blood Culturing System	LQ012R	HiCombi™ Dual Performance Medium	Low Risk	10/11/2020

RPM- HiSafe Blood Culturing System	LQ013	Hartley Broth	Low Risk	20/12/2012
RPM- HiSafe Blood Culturing System	LQ013A	Hartley Broth	Low Risk	20/12/2012
RPM- HiSafe Blood Culturing System	LQ023	Fluid thioglycollate Medium w/0.05% SPS	Low Risk	20/12/2012
RPM- HiSafe Blood Culturing System	LQ023A	Fluid thioglycollate Medium w/0.05% SPS	Low Risk	20/12/2012
RPM- Ready Prepared Dual Media	LQ029	HiCombi™ Dual Performance Salmonella Medium - SS	Low Risk	20/12/2012
RPM- Ready Prepared Dual Media	LQ029A	HiCombi™ Dual Performance Salmonella Medium - SS	Low Risk	20/12/2012
RPM- Ready Prepared Dual Media	LQ029AR	HiCombi™ Dual Performance Salmonella Medium - SS	Low Risk	10/11/2020
RPM- Ready Prepared Dual Media	LQ030	HiCombi™ Dual Performance Salmonella Medium - XLD	Low risk	20/12/2012
RPM- Ready Prepared Dual Media	LQ030A	HiCombi™ Dual Performance Salmonella Medium - XLD	Low risk	20/12/2012
RPM- Ready Prepared Dual Media	LQ031	HiCombi™ Dual Performance Salmonella Medium - DCA	Low risk	20/12/2012
RPM- Ready Prepared Dual Media	LQ031A	HiCombi™ Dual Performance Salmonella Medium - DCA	Low risk	20/12/2012
RPM- Ready Prepared Dual Media	LQ031AR	HiCombi™ Dual Performance Salmonella Medium - DCA	Low risk	10/11/2020
RPM- Ready Prepared Dual Media	LQ032	HiCombi™ Dual Performance Salmonella Medium - HEA	Low risk	20/12/2012
RPM- Ready Prepared Dual Media	LQ032A	HiCombi™ Dual Performance Salmonella Medium - HEA	Low risk	20/12/2012
RPM- Ready Prepared Dual Media	LQ033	HiCombi™ Dual Performance Medium	Low risk	20/12/2012
RPM- Ready Prepared Dual Media	LQ033R	HiCombi™ Dual Performance Medium	Low risk	10/11/2020
RPM- Ready Prepared Dual Media	LQ034	HiCombi™ Dual Performance Fungal Medium Kit	Low risk	20/12/2012
RPM- Ready Prepared Dual Media	LQ034R	HiCombi™ Dual Performance Fungal Medium Kit	Low Risk	10/11/2020
RPM- Ready Prepared Dual Media	LQ034A	HiCombi™ Dual Performance Fungal Medium Kit	Low Risk	20/12/2012
RPM- Ready Prepared Dual Media	LQ034AR	HiCombi™ Dual Performance Fungal Medium Kit	Low Risk	10/11/2020

RPM- Ready Prepared Dual Media	LQ035	HiCombi™ Dual Performance Selective Medium - HEA	Low risk	20/12/2012
RPM- Ready Prepared Dual Media	LQ035A	HiCombi™ Dual Performance Selective Medium - HEA	Low risk	20/12/2012
RPM- Ready Prepared Dual Media	LQ035AR	HiCombi™ Dual Performance Selective Medium - HEA	Low risk	10/11/2020
RPM- Ready Prepared Dual Media	LQ036	HiCombi™ Dual Performance Selective Medium - SS	Low risk	20/12/2012
RPM- Ready Prepared Dual Media	LQ036R	HiCombi™ Dual Performance Selective Medium - SS	Low risk	10/11/2020
RPM- Ready Prepared Dual Media	LQ036A	HiCombi™ Dual Performance Selective Medium - SS	Low risk	20/12/2012
RPM- Ready Prepared Dual Media	LQ036AR	HiCombi™ Dual Performance Selective Medium - SS	Low risk	10/11/2020
RPM- Ready Prepared Dual Media	LQ037	HiCombi™ Dual Performance Selective Medium - HEA	Low risk	20/12/2012
RPM- Ready Prepared Dual Media	LQ038	HiCombi™ Dual Performance Selective Medium - SS	Low risk	20/12/2012
RPM- Ready Prepared Dual Media	LQ038A	HiCombi™ Dual Performance Selective Medium - SS	Low risk	25/08/2016
RPM- Ready Prepared Liquid Medium	LQ004AI	BHI-Supplemented w/0.05% SPS	Low risk	25/08/2016
RPM- Ready Prepared Liquid Medium	LQ004AL	BHI-Supplemented w/0.05% SPS	Low risk	25/08/2016
RPM- Ready Prepared Liquid Medium	LQ004V	BHI - Supplemented w/ 0.05% SPS	Low risk	25/08/2016
RPM- Ready Prepared Liquid Medium	LQ0151	Medium 11. GN Broth	Low risk	04/07/2018
RPM- Ready Prepared Liquid Medium	LQ069	Alkaline Peptone Water	Low Risk	20/12/2012
RPM- Ready Prepared Liquid Medium	LQ069R	Enrichment Medium For Vibrio	Low Risk	25/08/2016
RPM- Ready Prepared Liquid Medium	LQ070	Selenite Broth	Low risk	20/12/2012
RPM- Ready Prepared Liquid Medium	LQ070V	Selenite Broth	Low Risk	25/08/2016

RPM- Ready Prepared Liquid Medium	LQ077	BHI Broth	Low risk	20/12/2012
RPM- Ready Prepared Liquid Medium	LQ077V	BHI Broth	Low risk	20/12/2012
RPM- Ready Prepared Liquid Medium	LQ077R	Enrichment Medium	Low risk	25/08/2016
RPM- Ready Prepared Liquid Medium	LQ079	Bile Broth	Low Risk	20/12/2012
RPM- Ready Prepared Liquid Medium	LQ079V	Bile Broth	Low Risk	22/04/2019
RPM- Ready Prepared Liquid Medium	LQ080	Cooked M Medium	Low Risk	20/12/2012
RPM- Ready Prepared Liquid Medium	LQ080C	Cooked M Medium	Low Risk	04/07/2018
RPM- Ready Prepared Liquid Medium	LQ080V	Cooked M Medium	Low Risk	20/12/2012
RPM- Ready Prepared Liquid Medium	LQ088	Tetrathionate Broth	Low risk	20/12/2012
RPM- Ready Prepared Liquid Medium	LQ089	Peptone Water	Low risk	04/07/2018
RPM- Ready Prepared Liquid Medium	LQ089X	Peptone Water	Low risk	04/07/2018
RPM- Ready Prepared Liquid Medium	LQ093	Cooked M Medium w/ Glucose, Hemin & Vitamin K	Low Risk	20/12/2012
RPM- HiSafe Blood Culturing System	LQ095	Hartley Broth w/ 0.05% SPS	Low Risk	20/12/2012
RPM- HiSafe Blood Culturing System	LQ095A	Hartley Broth w/ 0.05% SPS	Low Risk	20/12/2012
RPM- Ready Prepared Liquid Medium	LQ104	Rappaport Vassiliadis Salmonella Enrichment Broth	Low Risk	20/12/2012
RPM- Ready Prepared Liquid Medium	LQ104C	Rappaport Vassiliadis Salmonella Enrichment Broth	Low Risk	04/07/2018
RPM- Ready Prepared Liquid Medium	LQ104V	Rappaport Vassiliadis Salmonella Enrichment Broth	Low Risk	20/12/2012
RPM- Ready Prepared Liquid Medium	LQ104XX	Rappaport Vassiliadis Salmonella Enrichment Broth	Low Risk	28/04/2017
RPM- Ready Prepared Liquid Medium	LQ105	Kirchner Medium Base	Low Risk	20/12/2012

RPM- Ready Prepared Dual Media	LQ109	HiCombi™ Dual Performance Trans Isolate Medium	Low risk	20/12/2012
RPM- Ready Prepared Dual Media	LQ109R	HiCombi™ Dual Performance Trans Isolate Medium	Low risk	10/11/2020
RPM- Ready Prepared Liquid Medium	LQ126	Urea Indole Medium	Low risk	04/07/2018
RPM- Ready Prepared Liquid Medium	LQ129	Sabouraud's Dextrose Broth	Low risk	04/07/2018
RPM- Ready Prepared Liquid Medium	LQ129V	Sabouraud's Dextrose Broth	Low risk	25/08/2016
RPM- Ready Prepared Liquid Medium	LQ132	Campylo Thioglycollate Broth w/Selective Supplement	Low Risk	20/12/2012
RPM- Ready Prepared Liquid Medium	LQ134	L Broth	Low Risk	20/12/2012
RPM- Ready Prepared Liquid Medium	LQ146	Mannitol Selenite Broth	Low risk	20/12/2012
RPM- Ready Prepared Liquid Medium	LQ157	GN Broth, Hajna	Low risk	20/12/2012
RPM- Ready Prepared Liquid Medium	LQ159	Hayflick Medium	Low risk	20/12/2012
RPM- Ready Prepared Liquid Medium	LQ170	Selective Enrichment Medium For Group B	Low risk	25/08/2016
RPM- Ready Prepared Liquid Medium	LQ180V	Brucella Broth	Low risk	20/12/2012
RPM- Ready Prepared Liquid Medium	LQ181V	Mannitol Salt Broth	Low risk	20/12/2012
RPM- Ready Prepared Liquid Medium	LQ182V	Mueller Hinton Broth	Low risk	20/12/2012
RPM- Ready Prepared Liquid Medium	LQ296X	Hugh Leifson Medium	Low risk	10/11/2020
RPM- HiSafe Blood Culturing System	LQ188	HiCombi™ Dual Performance Fungal Medium, Modified	Low risk	20/12/2012
RPM- HiSafe Blood Culturing System	LQ208	Eugonic LT100 Broth	Low Risk	22/04/2019
RPM- Ready Prepared Liquid Medium	LQ208L	Eugonic LT100 Broth	Low risk	28/04/2017
RPM- Ready Prepared Liquid Medium	LQ208CCL	Eugonic LT100 Broth	Low risk	28/04/2017

RPM- Ready Prepared Liquid Medium	LQ210C	BHI Broth	Low risk	20/12/2012
RPM- Ready Prepared Liquid Medium	LQ210D	BHI Broth	Low risk	20/12/2012
RPM- Ready Prepared Dual Media	LQ241	HiCombi Trans Isolate Medium	Low risk	28/04/2017
RPM- Ready Prepared Liquid Medium	LQ246CCL	Sauton's Fluid Medium Base	Low risk	16/12/2017
RPM- Ready Prepared Liquid Medium	LQ314II	HiMiC™ Diluent	Low risk	10/11/2020
RPM- Ready Prepared Liquid Medium	LQ319V	Thioglycollate Medium with Hemin & Vitamin K	Low risk	17/06/2021
RPM- Ready Prepared Liquid Medium	LQ319VIII	Thioglycollate Medium with Hemin & Vitamin K	Low risk	17/06/2021
RPM- Ready Prepared Liquid Medium	LQ089CCLR	Peptone Water	Low risk	17/06/2021
RPM -Ready Prepared Plates	MP001	Nutrient Agar Plate	Low Risk	20/12/2012
RPM -Ready Prepared Plates	MP001L	Nutrient Agar Plate (150mm plate)	Low Risk	20/12/2012
RPM -Ready Prepared Plates	MP015	Hoyles Media Plate with supplements.	Low Risk	20/12/2012
RPM -Ready Prepared Plates	MP016	Brilliant Green Agar, Modified Plate	Low Risk	30/10/2018
RPM -Ready Prepared Plates	MP022	EMB Agar, Levine Plate	Low Risk	20/12/2012
RPM -Ready Prepared Plates	MP023	Vogel Johnson Agar Plate (V.J. Agar Plate)	Low Risk	22/04/2019
RPM -Ready Prepared Plates	MP024	Cetrimide Agar Plate	Low Risk	20/12/2012
RPM -Ready Prepared Plates	MP029	Endo Agar Plate	Low Risk	20/12/2012
RPM -Ready Prepared Plates	MP031	Xylose Lysine Deoxycholate Agar (XLD Agar) Plate	Low risk	20/12/2012
RPM -Ready Prepared Plates	MP043	Baird Parker Agar Plate	Low risk	25/08/2016
RPM -Ready Prepared Plates	MP043L	Baird Parker Agar Plate	Low risk	04/07/2018
RPM -Ready Prepared Plates	MP043M	Baird Parker Agar Plate (150mm)	Low risk	16/12/2017
RPM -Ready Prepared Plates	MP049	Violet Red Bile Agar Plate	Low risk	16/12/2017
RPM -Ready Prepared Plates	MP063	Sabouraud Dextrose Agar Plate	Low Risk	20/12/2012
RPM -Ready Prepared Plates	MP063L	Sabouraud Dextrose Agar Plate (150 mm plate)	Low Risk	20/12/2012

RPM -Ready Prepared Plates	MP063M	Sabouraud Dextrose Agar Plate (120 mm plate)	Low Risk	20/12/2012
RPM -Ready Prepared Plates	MP065	Deoxycholate Citrate Agar Plate	Low Risk	30/10/2018
RPM -Ready Prepared Plates	MP073	Blood Agar Plate	Low risk	10/11/2020
RPM -Ready Prepared Plates	MP074	Brucella Agar Plate	Low Risk	22/04/2019
RPM -Ready Prepared Plates	MP081	MacConkey Agar w/ 0.15% Bile Salts, CV and NaCl Plate	Low risk	20/12/2012
RPM -Ready Prepared Plates	MP081XL	MacConkey Agar w/ 0.15% Bile Salts, CV and NaCl Plate (200mm plate)	Low risk	20/12/2012
RPM -Ready Prepared Plates	MP082	MacConkey Agar w/o CV, NaCl w/ 0.5% Sodium Taurocholate Plate	Low risk	20/12/2012
RPM -Ready Prepared Plates	MP091	Plate Count Agar Plate	Low risk	16/12/2017
RPM -Ready Prepared Plates	MP103	Chocolate Agar Plate	Low Risk	20/12/2012
RPM -Ready Prepared Plates	MP108	SS Agar (Salmonella Shigella Agar) Plate	Low risk	20/12/2012
RPM -Ready Prepared Plates	MP1032	SS Agar Plate, Modified (Salmonella Shigella Agar Plate, Modified)	Low risk	10/11/2020
RPM -Ready Prepared Plates	MP1039	Brucella Agar Plate with Hemin & Vitamin K1	Low Risk	20/12/2012
RPM -Ready Prepared Plates	MP1057	G. vaginalis Selective Agar Plate	Low Risk	30/10/2018
RPM -Ready Prepared Plates	MP1067	Sabouraud Chloramphenicol Agar Plate	Low Risk	20/12/2012
RPM -Ready Prepared Plates	MP1084	Mueller Hinton Agar No. 2 Plate	Low Risk	20/12/2012
RPM -Ready Prepared Plates	MP1084HB	Mueller Hinton Agar No.2 Plate w/ Horse Blood	Low risk	10/11/2020
RPM -Ready Prepared Plates	MP1084SB	Mueller Hinton Agar No.2 Plate w/ Sheep Blood	Low risk	10/11/2020
RPM -Ready Prepared Plates	MP1139	Modified MYP Agar Plate	Low risk	10/11/2020
RPM -Ready Prepared Plates	MP118	Mannitol Salt Agar Plate	Low Risk	20/12/2012
RPM -Ready Prepared Plates	MP1259	Haemophilus Test Agar Plate	Low Risk	30/10/2018
RPM -Ready Prepared Plates	MP1260	Tellurite Blood Agar Plate	Low Risk	20/12/2012
RPM -Ready Prepared Plates	MP1295	HiCrome™ E.coli Agar Plate	Low risk	10/11/2020
RPM -Ready Prepared Plates	MP1297A	HiCrome™™ Candida Differential Agar Plate	Low Risk	20/12/2012
RPM -Ready Prepared Plates	MP1301	Sheep Blood Agar Plate	Low risk	20/12/2012
RPM -Ready Prepared Plates	MP1301C	Sheep Blood Agar Plate (Individually Packed)	Low risk	28/04/2017
RPM -Ready Prepared Plates	MP1301M	Sheep Blood Agar Plate	Low risk	04/07/2018
RPM -Ready Prepared Plates	MP1345	Anaerobic Blood Agar Plate w/Neomycin	Low risk	30/10/2018

RPM -Ready Prepared Plates	MP1353	HiCrome™ UTI Agar Plate	Low risk	20/12/2012
RPM -Ready Prepared Plates	MP137	Malt Extract Agar Plate	Low risk	30/10/2018
RPM -Ready Prepared Plates	MP144	Columbia 5% Sheep Blood Agar Plate	Low risk	20/12/2012
RPM -Ready Prepared Plates	MP1418	HiCrome™ UTI Agar Plate, Modified	Low risk	10/11/2020
RPM -Ready Prepared Plates	MP1454	Oxacillin Resistant Screening Agar Plate	Low Risk	20/12/2012
RPM -Ready Prepared Plates	MP1540I	HiCrome™ Listeria Ottaviani Agosti Agar Plate	Low Risk	17/06/2021
RPM -Ready Prepared Plates	MP1548	Chocolate No. 2 Agar Plate	Low risk	10/11/2020
RPM -Ready Prepared Plates	MP1594	MeReSa Agar Plate	Low Risk	30/10/2018
RPM -Ready Prepared Plates	MP160	DCLS Agar Plate	Low Risk	30/10/2018
RPM -Ready Prepared Plates	MP1600	HiCrome™ Universal Agar Plate	Low Risk	20/12/2012
RPM -Ready Prepared Plates	MP1640	Burkholderia Cepacia Agar Plate	Low Risk	04/07/2018
RPM -Ready Prepared Plates	MP1674	HiCrome™ MeReSa Agar Plate	Low Risk	20/12/2012
RPM -Ready Prepared Plates	MP1682	HiCrome™ Vibrio Agar Plate	Low Risk	17/06/2021
RPM -Ready Prepared Plates	MP1702	MacConkey Agar RS Plate	Low Risk	30/10/2018
RPM -Ready Prepared Plates	MP173	Mueller Hinton Agar Plate	Low Risk	20/12/2012
RPM -Ready Prepared Plates	MP173C	Mueller Hinton Agar Plate (100 mm Plate)	Low Risk	20/12/2012
RPM -Ready Prepared Plates	MP173L	Mueller Hinton Agar Plate (150mm plate)	Low Risk	20/12/2012
RPM -Ready Prepared Plates	MP173M	Mueller Hinton Agar Plate (120mm plate)	Low Risk	20/12/2012
RPM -Ready Prepared Plates	MP173XL	Mueller Hinton Agar Plate (200mm plate)	Low Risk	20/12/2012
RPM -Ready Prepared Plates	MP173SP	Mueller Hinton Agar Plate (150 mm scored plate)	Low Risk	20/12/2012
RPM -Ready Prepared Plates	MP175	Bordet Gengou Agar Plate w/15% Sheep blood	Low Risk	25/08/2016
RPM -Ready Prepared Plates	MP175SB	Bordet Gengou Agar Plate with 25% Sheep Blood	Low Risk	20/12/2012
RPM -Ready Prepared Plates	MP1763	VRE Agar Plate	Low Risk	30/10/2018
RPM -Ready Prepared Plates	MP180	Lead Acetate Agar Plate	Low risk	20/12/2012
RPM -Ready Prepared Plates	MP1806	Mueller Hinton Agar plate w/ 5% Sheep Blood	Low Risk	20/12/2012
RPM -Ready Prepared Plates	MP1806M	Mueller Hinton Agar plate w/ 5% Sheep Blood	Low Risk	04/07/2018
RPM -Ready Prepared Plates	MP1811	OFBL Agar Plate (Oxidation Fermentation Polymyxin Bacitracin Lactose Agar Plate)	Low risk	10/11/2020

RPM -Ready Prepared Plates	MP1825	Mueller Hinton Agar Plate with 2% Glucose w/Methylene Blue	Low Risk	20/12/2012
RPM -Ready Prepared Plates	MP1829	HiCrome™ ESBL Agar Plate	Low Risk	30/10/2018
RPM -Ready Prepared Plates	MP1831	HiCrome™ KPC Agar Plate	Low Risk	28/04/2017
RPM -Ready Prepared Plates	MP1837	HiCrome™ Staph Agar Plate, Modified	Low Risk	28/04/2017
RPM -Ready Prepared Plates	MP1858	Bifidobacterium Agar Modified Plate	Low Risk	20/12/2012
RPM -Ready Prepared Plates	MP188	D.T.M Agar Plate	Low Risk	30/10/2018
RPM -Ready Prepared Plates	MP1832	HiCrome™ Coliform Agar Plate, Modified	Low risk	10/11/2020
RPM -Ready Prepared Plates	MP1925	HiCrome™ VRE Agar Plate	Low Risk	30/10/2018
RPM -Ready Prepared Plates	MP1938	HiCrome™ Acinetobacter Agar Plate	Low Risk	16/12/2017
RPM -Ready Prepared Plates	MP1947	Enriched Tryptone Soya Agar Plate (ETSA)	Low risk	20/12/2012
RPM -Ready Prepared Plates	MP1948	Tryptone Soya Serum Bacitracin Vancomycin Agar (TSBV)	Low risk	20/12/2012
RPM -Ready Prepared Plates	MP1949	Tryptone Soya Agar w/ Hemin & Menadione	Low risk	20/12/2012
RPM -Ready Prepared Plates	MP1966	HiCrome™ Strep B Selective Agar Plate	Low risk	30/10/2018
RPM -Ready Prepared Plates	MP1974	HiCrome™ Rapid MRSA Agar Plate	Low risk	25/08/2016
RPM -Ready Prepared Plates	MP2062I	HiCrome™ Cronobacter Isolation Agar Plate (CCI Agar Plate)	Low risk	17/06/2021
RPM -Ready Prepared Plates	MP2085	Martin Lewin Agar	Low risk	30/10/2018
RPM -Ready Prepared Plates	MP2089	Burkholderia cepacia Selective Agar Plate	Low risk	10/11/2020
RPM -Ready Prepared Plates	MP211	BHI Agar Plate	Low risk	20/12/2012
RPM -Ready Prepared Plates	MP2116	HiCrome™ Salmoconfirm Selective Agar Plate	Low risk	17/06/2021
RPM -Ready Prepared Plates	MP217	Bi.G.G.Y. Agar Plate (Nickerson Agar Plate)	Low risk	20/12/2012
RPM -Ready Prepared Plates	MP291	Schaedler Agar Plate	Low risk	16/12/2017
RPM -Ready Prepared Plates	MP1296	HiCrome™ Salmonella Agar Plate	Low risk	30/10/2018
RPM -Ready Prepared Plates	MP298	MacConkey Sorbitol Agar Plate	Low risk	16/12/2017
RPM -Ready Prepared Plates	MP317	EMB Agar Plate	Low risk	20/12/2012
RPM -Ready Prepared Plates	MP406	Pseudomonas Isolation Agar Plate	Low risk	30/10/2018
RPM -Ready Prepared Plates	MP413	Thayer Martin Agar Plate w/VCNT	Low risk	16/12/2017
RPM -Ready Prepared Plates	MP467	Hektoen Enteric Agar Plate	Low risk	04/07/2018

RPM -Ready Prepared Plates	MP491	Anaerobic Agar (Brewer) Plate	Low risk	04/07/2018
RPM -Ready Prepared Plates	MP540	Phenylethyl Blood Agar Plate w/ 5% Sheep Blood	Low risk	25/08/2016
RPM -Ready Prepared Plates	MP5269	Modified Nickerson Medium	Low risk	30/10/2018
RPM -Ready Prepared Plates	MP5208	CNA Agar Plate with 5% Sheep Blood	Low Risk	20/12/2012
RPM -Ready Prepared Plates	MP5304	Blood agar Plate w/5mg/l Gentamicin	Low risk	25/08/2016
RPM -Ready Prepared Plates	MP5316	Chocolate Agar Plate w/ 5% Sheep Blood	Low risk	28/04/2017
RPM -Ready Prepared Plates	MP5332	Sabouraud Dextrose Agar Plate w/Chloramphenicol & gentamicin	Low risk	04/07/2018
RPM -Ready Prepared Plates	MP5333	Chocolate Agar Plate w/ Bacitracin	Low risk	04/07/2018
RPM -Ready Prepared Plates	MP5334	Sabouraud Dextrose Agar plate w/Penicillin & Streptomycin	Low risk	04/07/2018
RPM -Ready Prepared Plates	MP5339	Regan Lowe Agar Plate (Charcoal Blood Plate w/Cephalexin)	Low risk	16/12/2017
RPM -Ready Prepared Plates	MP5340	Bordet Gengou Blood Agar Plate w/Cephalexin	Low risk	16/12/2017
RPM -Ready Prepared Plates	MP5380	BHI Agar Plate w/ Blood	Low risk	30/10/2018
RPM -Ready Prepared Plates	MP5381	BHI Agar Plate w/ Vancomycin	Low risk	30/10/2018
RPM -Ready Prepared Plates	MP5382	BHI Blood agar plate w/ Vancomycin	Low risk	30/10/2018
RPM -Ready Prepared Plates	MP5383	BCYE Selective Agar Plate	Low risk	30/10/2018
RPM -Ready Prepared Plates	MP5384	GBS Agar	Low risk	30/10/2018
RPM -Ready Prepared Plates	MP5386	Sabouraud Dextrose Agar Plate w/Gentamicin	Low risk	30/10/2018
RPM -Ready Prepared Plates	MP5387	Sabouraud Dextrose Agar Plate w/ Cycloheximide	Low risk	30/10/2018
RPM -Ready Prepared Plates	MP5389	Mueller Hinton Agar Plate w/ 2% NaCL	Low risk	30/10/2018
RPM -Ready Prepared Plates	MP5390	Helicobacter Pylori Selective Agar	Low risk	30/10/2018
RPM -Ready Prepared Plates	MP5476	Mucormycosis Selective Agar Plate	Low risk	10/06/2021
RPM -Ready Prepared Plates	MP5477	Candida Selective Agar Plate	Low risk	10/06/2021
RPM -Ready Prepared Plates	MP511	Middlebrook 7H11 Agar w/TCH	Low risk	04/07/2018
RPM -Ready Prepared Plates	MP5426	Middlebrook 7H11 Agar w/ PANTA supplement	Low risk	10/11/2020
RPM -Ready Prepared Plates	MP616	Tergitol-7 Agar Plate	Low risk	25/08/2016
RPM -Ready Prepared Plates	MP641	MRS Agar Plate	Low risk	28/04/2017
RPM -Ready Prepared Plates	MP636C	MYP Agar Plate (100mm plate)	Low risk	10/11/2020

RPM -Ready Prepared Plates	MP641-I	MRS Agar w/ 10 ppm cycloheximide	Low risk	28/04/2017
RPM -Ready Prepared Plates	MP664	Sabouraud Dextrose Agar Plate w/Chloramphenicol (50mg/L) and Cycloheximide 500mg/L	Low Risk	20/12/2012
RPM -Ready Prepared Plates	MP792	CLED Agar w/ Bromothymol Blue Plate	Low risk	20/12/2012
RPM -Ready Prepared Plates	MP805	Bacteroides Bile Esculin Agar Plate	Low risk	25/08/2016
RPM -Ready Prepared Plates	MP813I	BCYE Agar Plate	Low risk	30/10/2018
RPM -Ready Prepared Plates	MP843	Yersinia Selective Agar Plate	Low risk	30/10/2018
RPM -Ready Prepared Plates	MP870	TCBS Agar Plate	Low risk	25/08/2016
RPM -Ready Prepared Plates	MP975A	Anaerobic Blood Agar Plate	Low risk	25/08/2016
RPM -Ready Prepared Plates	MP994	Campylobacter Agar Plate	Low risk	20/12/2012
RPM -Ready Prepared Plates	MPV081	MacConkey HiVeg™ Agar Plate w/ CV, NaCl, 0.003% NR and 1.5% Agar Plate	Low risk	10/11/2020
RPM -Ready Prepared Plates	MPV173	Mueller Hinton HiVeg™ Agar Plate	Low risk	10/11/2020
RPM -Ready Prepared Plates	QP001	Middlebrooke 7H11 Agar Plate	Low risk	04/07/2018
RPM- Transport Medium w/ swabs	MQ651P	HiCulture™ Transport Swabs w/ Amies Medium w/ Charcoal	Low risk	20/12/2012
RPM- Transport Medium w/ swabs	MQ5203P	HiCulture™ Transport Swab w/ Enteric Pathogen Transport Medium	Low risk	20/12/2012
RPM- Transport Medium w/ swabs	MQ306P	HiCulture™ Transport Swabs w/ Stuart Transport Medium	Low risk	20/12/2012
RPM- Viral Transport Medium w/ swabs	AL167	HiViral Transport Medium	Low risk	20/12/2012
RPM- Viral Transport Medium w/ swabs	MS052A	HiCulture™ Transport Swabs w/Selenite Medium (A)	Low risk	25/08/2016
RPM- Viral Transport Medium w/ swabs	MS316	HiCulture™ Transport Swabs w/CVTR Medium	Low risk	20/12/2012
RPM- Viral Transport Medium w/ swabs	MS316S	HiCulture™ Transport Swabs w/CVTR Medium	Low risk	10/11/2020
RPM- Viral Transport Medium w/ swabs	MS316SR	HiCulture™ Transport Swabs w/CVTR Medium w/metal stick	Low risk	10/11/2020
RPM- Viral Transport Medium w/ swabs	MS316A	HiCulture™ Transport Swabs w/CVTR Medium,Modified	Low risk	25/08/2016
RPM- Viral Transport Medium w/ swabs	MS1145	HiCulture™ Listeria Isolation and Transport Swabs	Low risk	20/12/2012
RPM- Viral Transport Medium w/ swabs	MS1145R	HiCulture™ Listeria Isolation and Transport Swabs	Low risk	10/11/2020

RPM- Viral Transport Medium w/ swabs	MS1145S	HiCulture™ Listeria Isolation and Transport Swabs with metal stick	Low risk	20/12/2012
RPM- Transport Medium w/ swabs	MS1514	Hiculture™ Transport swabs w/Modified Campylobacter Thioglycollate Medium	Low risk	25/08/2016
RPM- Transport Medium w/ swabs	MS1514R	Hiculture™ Transport swabs w/Modified Campylobacter Thioglycollate Medium in polystyrene tube	Low risk	10/11/2020
RPM- Transport Medium w/ swabs	MS1557	Hiculture™ Transport swabs w/BHI broth for H.pylori	Low risk	25/08/2016
RPM- Transport Medium w/ swabs	MS1759	Hiculture™ Transport swabs	Low risk	25/08/2016
RPM- Transport Medium w/ swabs	MS2016A	HiCulture™ Transport Swabs w/ Soyabean Casein Digest Medium w/6.5% NaCL	Low risk	25/08/2016
RPM- Transport Medium w/ swabs	MS2016B	HiCulture™ Transport Swabs w/ Soyabean Casein Digest Medium w/6.5% NaCL	Low risk	25/08/2016
RPM- Transport Medium w/ swabs	MS202	HiCulture™ Transport Swabs w/ Cary Blair Medium	Low risk	20/12/2012
RPM- Transport Medium w/ swabs	MS202A	HiCulture™ Transport Swabs w/ Cary Blair Medium (A)	Low risk	20/12/2012
RPM- Transport Medium w/ swabs	MS202R	HiCulture™ Transport Swabs w/ Cary Blair Medium in polystyrene tube	Low risk	10/11/2020
RPM- Transport Medium w/ swabs	MS202S	HiCulture™ Transport Swabs w/ Cary Blair Medium with metal stick	Low risk	20/12/2012
RPM- Transport Medium w/ swabs	MS2055	HiCulture™ Transport Medium for Helicobacter pylori	Low risk	28/04/2017
RPM- Transport Medium w/ swabs	MS2127	HiCulture™ Transport Swab w/ Todd Hewitt Broth w/Colistin & Nalidixic Acid	Low risk	10/11/2020
RPM- Transport Medium w/ swabs	MS306	HiCulture™ Transport Swabs w/ Stuart Transport Medium	Low risk	20/12/2012
RPM- Transport Medium w/ swabs	MS306R	HiCulture™ Transport Swabs w/ Stuart Transport Medium	Low risk	10/11/2020
RPM- Transport Medium w/ swabs	MS306S	HiCulture™ Transport Swabs w/ Stuart Transport Medium with metal stick	Low risk	20/12/2012
RPM- Transport Medium w/ swabs	MS5002	HiCulture™ Transport Swabs w/ 0.85% Sodium chloride and 0.1% Buffered Ppetone Water in polystyrene tube	Low risk	04/07/2018
RPM- Transport Medium w/ swabs	MS5215	HiViral™ Transport Medium for Cloacal Samples	Low risk	25/08/2016
RPM- Transport Medium w/ swabs	MS5296	HiCulture™ Skim Milk Tryptone Glucose Glycerin Medium swabs	Low risk	25/08/2016
RPM- Transport Medium w/ swabs	MS5321	HiCulture Sterile swabs w/ 0.9% Saline	Low risk	22/04/2019
RPM- Transport Medium w/ swabs	MS651	HiCulture™ Transport Swabs w/ Amies Medium w/ Charcoal	Low risk	20/12/2012
RPM- Transport Medium w/ swabs	MS651R	HiCulture™ Transport Swabs w/ Amies Medium w/ Charcoal in polystyrene tube	Low risk	10/11/2020
RPM- Transport Medium w/ swabs	MS651S	HiCulture™ Transport Swabs w/ Amies Medium w/ Charcoal with metal stick	Low risk	20/12/2012
RPM- Transport Medium w/ swabs	MS651SR	HiCulture™ Transport Swabs w/ Amies Medium w/ Charcoal with metal stick	Low risk	10/11/2020
RPM- Transport Medium w/ swabs	MS684	HiCulture™ Transport Swabs w/ Amies Medium w/o Charcoal	Low risk	20/12/2012
RPM- Transport Medium w/ swabs	MS684R	HiCulture™ Transport Swabs w/ Amies Medium w/o Charcoal in polystyrene tube	Low risk	10/11/2020
RPM- Transport Medium w/ swabs	MS684A	HiCulture™ Transport Swabs w/ Amies Medium (A)	Low risk	25/08/2016

RPM- Transport Medium w/ swabs	MS684B	HiCulture™ Transport Swabs w/ Amies Medium (B)	Low risk	25/08/2016
RPM- Transport Medium w/ swabs	MS684C	HiCulture™ Transport Swabs w/ Amies Medium (C)	Low risk	25/08/2016
RPM- Transport Medium w/ swabs	MS684D	HiCulture™ Transport Swabs w/ Amies Medium (D)	Low risk	25/08/2016
RPM- Transport Medium w/ swabs	MS684S	HiCulture™ Transport Swabs w/ Amies Medium w/o Charcoal with metal stick	Low risk	20/12/2012
RPM- Transport Medium w/ swabs	MS010	HiCulture™ Transport Swabs w/ Alternative Thioglycollate Medium	Low risk	20/12/2012
RPM- Transport Medium w/ swabs	MS010R	HiCulture™ Transport Swabs w/ Alternative Thioglycollate Medium in polystyrene tube	Low risk	10/11/2020
RPM- Transport Medium w/ swabs	MS010S	HiCulture™ Transport Swabs w/ Alternative Thioglycollate Medium with metal stick	Low risk	20/12/2012
RPM- Transport Medium w/ swabs	MS113	HiCulture™ Transport Swabs w/ Chlamyospore Medium	Low risk	20/12/2012
RPM- Transport Medium w/ swabs	MS113R	HiCulture™ Transport Swabs w/ Chlamyospore Medium in polystyrene tube	Low risk	10/11/2020
RPM- Transport Medium w/ swabs	MS113S	HiCulture™ Transport Swabs w/ Chlamyospore Medium with metal stick	Low risk	20/12/2012
RPM- Transport Medium w/ swabs	MS198S	HiCulture™ Transport Swab w/ Middlebrook 7H9 Broth w/metal stick	Low risk	20/12/2012
RPM- Transport Medium w/ swabs	MS5478	HiFungal Transport medium w/ Swab	Low risk	10/06/2021
RPM- Ready Prepared Medium	MT001	Modified Middlebrook 7H9 Broth with Indicator	Low risk	20/12/2012
RPM- L.J.Medium Slants	SL001	L.J. Medium Slant	Low risk	20/12/2012
RPM- L.J.Medium Slants	SL001H	L.J. Medium in glass bottle	Low risk	04/07/2018
RPM- L.J.Medium Slants	SL001B	L.J. Medium Slant	Low risk	20/12/2012
RPM- L.J.Medium Slants	SL001L	L.J. Medium Slant in long tube	Low risk	20/12/2012
RPM- L.J.Medium Slants	SL001LD	L.J. Medium Slant (in long tube)	Low risk	20/12/2012
RPM- L.J.Medium Slants	SL001M	L.J.Medium Slant (In Medium Length tube)	Low risk	20/12/2012
RPM- L.J.Medium Slants	SL001T	L.J. Medium Slant in thick glass bottles	Low risk	20/12/2012
RPM- L.J.Medium Slants	SL001X	L.J. Medium Slant	Low risk	17/06/2021
RPM- L.J.Medium Slants	SL002	L.J.Medium Kit	Low risk	20/12/2012
RPM- L.J.Medium Slants	SL003	L.J.Medium Plus Kit	Low risk	20/12/2012
RPM- L.J.Medium Slants	SL004	L.J.Medium w/ Pyruvate	Low risk	20/12/2012
RPM- L.J.Medium Slants	SL004L	L.J.Medium w/ Pyruvate (0.2%)	Low risk	20/12/2012
RPM- L.J.Medium Slants	SL005	L.J.Medium w/ Streptomycin (4 mcg/ml)	Low risk	20/12/2012
RPM- L.J.Medium Slants	SL005L	L.J.Medium w/Streptomycin (4 mcg / ml)	Low risk	20/12/2012

RPM- L.J.Medium Slants	SL006	L.J.Medium w/ INH	Low risk	20/12/2012
RPM- L.J.Medium Slants	SL007	L.J.Medium Slant w/ Rifampicin (40µg/ml)	Low risk	20/12/2012
RPM- L.J.Medium Slants	SL008	Acid Egg Medium Slant	Low risk	20/12/2012
RPM- L.J.Medium Slants	SL009	Acid Egg Medium Slant w/ pyruvate	Low risk	20/12/2012
RPM- L.J.Medium Slants	SL010	Modified L. J. Medium Plus Kit	Low risk	20/12/2012
RPM- L.J.Medium Slants	SL011	L.J. Medium Slant w/ Ciprofloxacin	Low risk	20/12/2012
RPM- L.J.Medium Slants	SL011L	L.J. Medium Slant w/ Ciprofloxacin (12.5 mcg/ml)	Low risk	20/12/2012
RPM- L.J.Medium Slants	SL012	L.J. Medium Slant w/ Amikacin	Low risk	20/12/2012
RPM- L.J.Medium Slants	SL013	L.J. Medium Slant w/ Clarithromycin	Low risk	20/12/2012
RPM- L.J.Medium Slants	SL014	L.J. Medium Slant w/Ethionamide (20µg/ml)	Low risk	20/12/2012
RPM- L.J.Medium Slants	SL015	L.J. Medium Slant w/Rifabutin (0.5 µg/ml)	Low risk	20/12/2012
RPM- L.J.Medium Slants	SL016	L. J. Medium Plus Kit w/ kanamycin µg/ml)	Low risk	20/12/2012
RPM- L.J.Medium Slants	SL017	L.J. Medium Slant w/ D-Cycloserine (30 µg/ml)	Low risk	20/12/2012
RPM- L.J.Medium Slants	SL017L	L.J. Medium Slant w/ D-Cycloserine (30 µg/ml)	Low risk	20/12/2012
RPM- L.J.Medium Slants	SL018	L.J.Medium w/Pyrazinamide of pH 5.5	Low risk	20/12/2012
RPM- L.J.Medium Slants	SL018L	L.J. Medium Slant w/ Pyrazinamide pH 5.5	Low risk	20/12/2012
RPM- L.J.Medium Slants	SL019	L.M. Slant (Loeffler Medium)	Low risk	20/12/2012
RPM- L.J.Medium Slants	SL020	L.J. Medium w/TCH	Low risk	20/12/2012
RPM- L.J.Medium Slants	SL021	L.J. Medium Slant w/ p-Nitrobenzoic acid (500 µg/ml)	Low risk	20/12/2012
RPM- L.J.Medium Slants	SL021L	L.J. Medium Slant w/ p-Nitrobenzoic acid	Low risk	20/12/2012
RPM- L.J.Medium Slants	SL022	L.J. Medium Slant w/o Glycerol	Low risk	20/12/2012
RPM- L.J.Medium Slants	SL023	Tuberculosis First Line Kit (Total 7 slants)	Low risk	20/12/2012
RPM- L.J.Medium Slants	SL023L	Tuberculosis First Line Kit (Total 7 slants)	Low risk	20/12/2012
RPM- L.J.Medium Slants	SL023LD	Tuberculosis First Line Kit (Total 7slants)	Low risk	20/12/2012
RPM- L.J.Medium Slants	SL023R	Tuberculosis First Line Kit (Total 7 slants)	Low risk	20/12/2012
RPM- L.J.Medium Slants	SL024	Tuberculosis Second Line Kit (Total 10 slants)	Low risk	20/12/2012
RPM- L.J.Medium Slants	SL024L	Tuberculosis Second Line Kit (Total 10 slants)	Low risk	20/12/2012

RPM- L.J.Medium Slants	SL024LD	Tuberculosis Second Line Kit (Total 10 slants)	Low risk	20/12/2012
RPM- L.J.Medium Slants	SL024R	Tuberculosis Second Line Kit (Total 8 slants)	Low risk	20/12/2012
RPM- L.J.Medium Slants	SL025	Dorset Egg Medium Slant	Low risk	20/12/2012
RPM- L.J.Medium Slants	SL026	L.J. Medium Slant w/Streptomycin (5mcg)	Low risk	20/12/2012
RPM- L.J.Medium Slants	SL027	L.J. Medium Slant w/Ethambutol (2mcg)	Low risk	20/12/2012
RPM- L.J.Medium Slants	SL029	L.J. Medium Slant w/P-Amino Salicylic acid	Low risk	20/12/2012
RPM- L.J.Medium Slants	SL029L	L.J. Medium Slant w/ p-Aminosalicylic acid	Low risk	20/12/2012
RPM- Ready Prepared Slants	SL031	Dermatophyte Test Medium Slant	Low risk	20/12/2012
RPM- Ready Prepared Slants	SL032	Kligler Iron Agar Slant	Low risk	20/12/2012
RPM- Ready Prepared Slants	SL033	Motility Indole Lysine Agar Slant	Low risk	20/12/2012
RPM- Ready Prepared Slants	SL034	Simmons Citrate Agar Slant	Low risk	20/12/2012
RPM- Ready Prepared Slants	SL034T	Simmon Citrate Agar Slant in long tubes	Low risk	20/12/2012
RPM- Ready Prepared Slants	SL035	Urea Agar Slant	Low risk	20/12/2012
RPM- Ready Prepared Slants	SL035T	Urea Agar Slant in Tube	Low risk	20/12/2012
RPM- Ready Prepared Slants	SL036	Sabouraud Dextrose Agar Slant	Low risk	20/12/2012
RPM- Ready Prepared Slants	SL036L	Sabouraud Dextrose Agar Slant	Low risk	08/12/2017
RPM- L.J.Medium Slants	SL037	Tuberculosis First Line Plus Kit (Total 9 slants)	Low risk	20/12/2012
RPM- L.J.Medium Slants	SL037R	Tuberculosis First Line Plus Kit (9 slants)	Low risk	20/12/2012
RPM- L.J.Medium Slants	SL038	Tuberculosis Second Line Plus Kit (Total 11 slants)	Low risk	20/12/2012
RPM- L.J.Medium Slants	SL038R	Tuberculosis Second Line Plus Kit (11 slants)	Low risk	20/12/2012
RPM- L.J.Medium Slants	SL038U	Lowenstein - Jensen Medium Slant with tu	Low risk	20/12/2012
RPM- L.J.Medium Slants	SL040	L.J. Medium Slant w/ Moxifloxacin	Low risk	20/12/2012
RPM- Ready Prepared Slants	SL041	Gelatin Agar Slant	Low risk	20/12/2012
RPM- Ready Prepared Slants	SL042	MIU Medium Slant	Low risk	20/12/2012
RPM- Ready Prepared Slants	SL043	Nitrate Agar Slant	Low risk	20/12/2012
RPM- Ready Prepared Slants	SL044	Phenyl Alanine Agar Slant	Low risk	20/12/2012
RPM- Ready Prepared Slants	SL045	Triple Sugar Iron Agar Slant	Low risk	20/12/2012

RPM- Ready Prepared Slants	SL045T	Triple Sugar Iron Agar Slant in Tube	Low risk	20/12/2012
RPM- L.J.Medium Slants	SL047	L.J.Medium Slant w/ Ethambutol (2µg/ml)	Low risk	20/12/2012
RPM- L.J.Medium Slants	SL049	L.J. Medium Slant w/ Ofloxacin (2 µg/ml)	Low risk	20/12/2012
RPM- L.J.Medium Slants	SL049L	L.J Medium Slant w/ Ofloxacin (2µg/ml) (long tube)	Low risk	20/12/2012
RPM- L.J.Medium Slants	SL055L	L.J.Medium Slant w/ Isoniazide (0.2 mcg/ml)	Low risk	20/12/2012
RPM- L.J.Medium Slants	SL061	L.J. Medium Slant w/ Pyrazinamide (50 µg/ml)	Low risk	20/12/2012
RPM- L.J.Medium Slants	SL066	L.J. Medium Slant w/ Capreomycin (20 µg/ml)	Low risk	20/12/2012
RPM- L.J.Medium Slants	SL067	L.J. Medium Slant w/ Capreomycin (40 µg/ml)	Low risk	20/12/2012
RPM- L.J.Medium Slants	SL067L	L.J Medium Slant w/ Capreomycin (40 µg/ml) (long tube)	Low risk	20/12/2012
RPM- L.J.Medium Slants	SL067X	L.J Medium Slant w/ Capreomycin (40 µg/ml)	Low risk	17/06/2021
RPM- L.J.Medium Slants	SL070	L.J. Medium Slant w/ D-Cycloserine (40 µg/ml)	Low risk	20/12/2012
RPM- L.J.Medium Slants	SL071	L.J. Medium Slant w/ Ethambutol (4 µg/ml)	Low risk	20/12/2012
RPM- L.J.Medium Slants	SL072	L.J. Medium Slant w/ Ethambutol (5 µg/ml)	Low risk	20/12/2012
RPM- L.J.Medium Slants	SL076	L.J. Medium Slant w/Ethionamide (40µg/ml)	Low risk	20/12/2012
RPM- L.J.Medium Slants	SL078	L.J. Medium Slant w/ Isoniazide (0.2 µg/ml)	Low risk	20/12/2012
RPM- L.J.Medium Slants	SL079	L.J. Medium Slant w/ Isoniazide (5 µg/ml)	Low risk	20/12/2012
RPM- L.J.Medium Slants	SL081	L.J. Medium Slant w/ Kanamycin (20 µg/ml)	Low risk	20/12/2012
RPM- L.J.Medium Slants	SL081L	L.J. Medium Slant w/ Kanamycin (20µg/ml)	Low risk	20/12/2012
RPM- L.J.Medium Slants	SL082	L.J. Medium Slant w/ Kanamycin (30 µg/ml)	Low risk	20/12/2012
RPM- L.J.Medium Slants	SL091	L.J. Medium Slant w/ p-Aminosalicylic acid (0.25 µg/ml)	Low risk	20/12/2012
RPM- L.J.Medium Slants	SL092	L.J. Medium Slant w/ p-Aminosalicylic acid (0.5 µg/ml)	Low risk	20/12/2012
RPM- L.J.Medium Slants	SL092L	L.J. Medium Slant w/ p-Aminosalicylic acid	Low risk	20/12/2012
RPM- L.J.Medium Slants	SL094	L.J. Medium Slant w/ Ciprofloxacin 2µg/ml	Low risk	20/12/2012
RPM- L.J.Medium Slants	SL098	L.J. Medium Slant w/ Pyruvate (0.2%)	Low risk	20/12/2012
RPM- L.J.Medium Slants	SL099	L.J.Medium Slants w/ Isoniazid (0.2 µg/ml)	Low risk	20/12/2012
RPM- L.J.Medium Slants	SL105L	L.J.Medium Slant w/ Rifampicin (20mcg/ml)	Low risk	20/12/2012
RPM- L.J.Medium Slants	SL107	L.J. Medium Slant w/ Rifampicin (50 µg/ml)	Low risk	20/12/2012

RPM- L.J.Medium Slants	SL109	L.J. Medium Slant w/ Streptomycin (8 µg/ml)	Low risk	20/12/2012
RPM- L.J.Medium Slants	SL110	L.J. Medium Slant w/ Streptomycin (25 µg/ml)	Low risk	20/12/2012
RPM- L.J.Medium Slants	SL115	L.J. Medium Slant w/ Pyrazinamide of pH 5.5	Low risk	20/12/2012
RPM- L.J.Medium Slants	SL115L	L.J. Medium Slant w/ Pyrazinamide pH 5.5	Low risk	20/12/2012
RPM- Ready Prepared Slants	SL116	Rapid UTI Diagnostic Slants	Low risk	20/12/2012
RPM- L.J.Medium Slants	SL120L	L.J. Medium Slant pH 5.5	Low risk	20/12/2012
RPM- L.J.Medium Slants	SL121	HiPyrazide glass tube w/ PYZ agar	Low risk	20/12/2012
RPM- L.J.Medium Slants	SL121R	HiPyrazide glass tube w/ PYZ agar	Low risk	10/11/2020
RPM- L.J.Medium Slants	SL122	HiCatalase glass tubes w/ 5ml of L.J. medium	Low risk	20/12/2012
RPM- L.J.Medium Slants	SL122R	HiCatalase glass tubes w/ 5ml of L.J. medium	Low risk	10/11/2020
RPM- L.J.Medium Slants	SL123	Tuberculosis first line plus kit (Modified)	Low risk	20/12/2012
RPM- L.J.Medium Slants	SL124	L.J. Medium slant (Tubes with Aluminium caps)	Low risk	20/12/2012
RPM- L.J.Medium Slants	SL125	L.J. Medium w/Isoniazid (1.0µg/ml) (Tube	Low risk	20/12/2012
RPM- L.J.Medium Slants	SL125L	L.J.Medium Slant w/ Isoniazide (1mcg/ml)	Low risk	20/12/2012
RPM- L.J.Medium Slants	SL125M	L.J.Medium Slant w/ Isoniazid in Maccart	Low risk	20/12/2012
RPM- L.J.Medium Slants	SL125X	L. J. Medium Slant w/ Isoniazide (1µg/ml)	Low risk	17/06/2021
RPM- L.J.Medium Slants	SL126	L.J. Medium w/Rifampicin (40.0µg/ml)	Low risk	20/12/2012
RPM- L.J.Medium Slants	SL126L	L.J.Medium Slant w/ Rifampicin (40mcg/ml)	Low risk	20/12/2012
RPM- L.J.Medium Slants	SL126M	L.J.Medium Slant w/ Rifampicin in Maccar	Low risk	20/12/2012
RPM- L.J.Medium Slants	SL126X	L. J. Medium Slant w/ Rifampicin (40.0 µg/ml)	Low risk	17/06/2021
RPM- L.J.Medium Slants	SL127	L.J. Medium w/Ethambutol (2.0µg/ml)	Low risk	20/12/2012
RPM- L.J.Medium Slants	SL127L	L.J. Medium Slant w/Ethambutol (2µg/ml)	Low risk	20/12/2012
RPM- L.J.Medium Slants	SL127X	L. J. Medium Slant w/ Ethambutol (2.0 µg/ml)	Low risk	17/06/2021
RPM- L.J.Medium Slants	SL128	L.J. Medium w/Streptomycin (10.0µg/ml)	Low risk	20/12/2012
RPM- L.J.Medium Slants	SL128L	L.J.Medium w/Streptomycin - 10mcg / Ml	Low risk	20/12/2012
RPM- L.J.Medium Slants	SL129	L.J. Medium w/Ethionamide (30.0µg/ml)	Low risk	20/12/2012
RPM- L.J.Medium Slants	SL130	L.J. Medium w/Kanamycin (30.0µg/ml)	Low risk	20/12/2012

RPM- L.J.Medium Slants	SL130L	L.J. Medium Slant w/ Kanamycin (30µg/ml)	Low risk	20/12/2012
RPM- L.J.Medium Slants	SL131	L.J. Medium w/Ofloxacin (2.0µg/ml)	Low risk	20/12/2012
RPM- L.J.Medium Slants	SL132	L.J. Medium w/Capreomycin (30.0µg/ml)	Low risk	20/12/2012
RPM- L.J.Medium Slants	SL133	L.J. Medium w/P-aminosalicylic acid (1.0	Low risk	20/12/2012
RPM- L.J.Medium Slants	SL136L	Tuberculosis Second Line Kit, Modified	Low risk	20/12/2012
RPM- L.J.Medium Slants	SL141	Modified L. J. Medium Plus Kit	Low risk	20/12/2012
RPM- Ready Prepared Slants	SL142	Cystine Tryptone Agar with 1% Sugars	Low risk	20/12/2012
RPM- Ready Prepared Slants	SL143	Tuberculosis First Line Kit, Modified	Low risk	20/12/2012
RPM- L.J.Medium Slants	SL144	L.J Medium slant w/ Amikacin (1.0 µg/ml)	Low risk	20/12/2012
RPM- L.J.Medium Slants	SL147	L.J. Medium Slant w/Rifampicin (64µg/ml)	Low risk	20/12/2012
RPM- L.J.Medium Slants	SL148	L.J. Medium Slant w/Ethambutol (6µg/ml)	Low risk	20/12/2012
RPM- L.J.Medium Slants	SL149	L.J. Medium Slant w/Streptomycin (16µg/ml)	Low risk	20/12/2012
RPM- L.J.Medium Slants	SL150	L.J Medium slant w/ Streptomycin (32 µg/ml)	Low risk	20/12/2012
RPM- L.J.Medium Slants	SL151	TB Five Antitubercular Kit w/o Control	Low risk	20/12/2012
RPM- L.J.Medium Slants	SL152	Kit for Mycobiograve in Lowenstein Jensen	Low risk	20/12/2012
RPM- L.J.Medium Slants	SL153	Tuberculosis First Line Plus Kit (Modified)	Low risk	20/12/2012
RPM- L.J.Medium Slants	SL154	L.J. Medium Plus Kit (total 9 slants)	Low risk	20/12/2012
RPM- L.J.Medium Slants	SL155L	L.J. Medium Slant w/ TCH	Low risk	20/12/2012
RPM- L.J.Medium Slants	SL156	L.J.Medium Slant w/Rifampicin (128 µg /ml)	Low risk	20/12/2012
RPM- L.J.Medium Slants	SL157	L.J.Medium Slant w/Pyrazinamide pH 5.5	Low risk	20/12/2012
RPM- L.J.Medium Slants	SL158	L.J.Medium Slant w/Ethambutol (8 µg/ml)	Low risk	20/12/2012
RPM- L.J.Medium Slants	SL159	L.J. Medium Slant w/Ethambutol (16 µg/ml)	Low risk	20/12/2012
RPM- L.J.Medium Slants	SL160L	Tuberculosis kit with antitubercular Age	Low risk	20/12/2012
RPM- L.J.Medium Slants	SL161	L.J. Medium Slant w/ Ciprofloxacin (16 µg/ml)	Low risk	20/12/2012
RPM- L.J.Medium Slants	SL162	L.J. Medium Slant w/ Ciprofloxacin	Low risk	20/12/2012
RPM- L.J.Medium Slants	SL163	L.J. Medium Slant w/Amikacin (20 µg/ml)	Low risk	20/12/2012
RPM- L.J.Medium Slants	SL164	L.J. Medium Slant w/Amikacin (700 µg/ml)	Low risk	20/12/2012

RPM- L.J.Medium Slants	SL165L	L.J.Medium w/ Pyruvate (0.48%)	Low risk	20/12/2012
RPM- L.J.Medium Slants	SL166L	Tuberculosis kit with antitubercular Agent	Low risk	20/12/2012
RPM- L.J.Medium Slants	SL167	L.J. Medium slants w/ Augmentin(20µg/ml)	Low risk	20/12/2012
RPM- L.J.Medium Slants	SL168	L.J.Medium Slant w/ Ofloxacin (40µg/ml)	Low risk	25/08/2016
RPM- L.J.Medium Slants	SL168L	L.J.Medium Slant w/ Ofloxacin (40µg/ml) (long tube)	Low risk	20/12/2012
RPM- L.J.Medium Slants	SL169	L.J.Medium Slant w/ Ethionamide (20µg/ml)	Low risk	25/08/2016
RPM- L.J.Medium Slants	SL169L	L.J.Medium Slant w/ Ethionamide (20µg/ml) (long tube)	Low risk	20/12/2012
RPM- L.J.Medium Slants	SL170L	L.J Medium Slant w/ Ethionamide (40µg/ml) (long tube)	Low risk	20/12/2012
RPM- L.J.Medium Slants	SL170X	L.J Medium Slant w/ Ethionamide (40 µg/ml)	Low risk	17/06/2021
RPM- L.J.Medium Slants	SL171L	L.J Medium Slant w/ p-Amino salicylic acid (1µg/ml) (long tube)	Low risk	20/12/2012
RPM- Ready Prepared Slants	SL172	Chocolate Agar Slant	Low risk	20/12/2012
RPM- Ready Prepared Slants	SL173	Nutrient Agar Slant	Low risk	20/12/2012
RPM- Ready Prepared Slants	SL174	B.C.G.-Dextrose Agar Butt (Synder Test Agar)	Low risk	20/12/2012
RPM- L.J.Medium Slants	SL175L	L.J.Medium Slant w/ Amikacin (30mcg/ml)	Low risk	20/12/2012
RPM- L.J.Medium Slants	SL175X	L. J. Medium Slant w/ Amikacin (30 mcg/ml)	Low risk	17/06/2021
RPM- L.J.Medium Slants	SL176L	L.J.Medium Slant w/ Ofloxacin (4mcg/ml)	Low risk	20/12/2012
RPM- L.J.Medium Slants	SL177	Tuberculosis First Line Kit, Modified (Total 5 slants)	Low risk	20/12/2012
RPM- L.J.Medium Slants	SL179	L.J.Slopes for BCG Vaccines	Low risk	20/12/2012
RPM- Ready Prepared Slants	SL180	BHI Agar Slant w/5% Sheep Blood	Low risk	20/12/2012
RPM- Ready Prepared Slants	SL181	BHI Agar Slant w/10 % Sheep Blood,Chloramphenicol and Gentamicin	Low risk	20/12/2012
RPM- Ready Prepared Slants	SL182	BHI CC Agar Slant w/10 % Sheep Blood and Gentamicin	Low risk	20/12/2012
RPM- L.J.Medium Slants	SL187	L.J.Medium slants w/ LCN Supplement	Low risk	25/08/2016
RPM- L.J.Medium Slants	SL188L	L.J.Medium Slant w/ Levofloxacin (2 mg/ml)	Low risk	16/12/2017
RPM- L.J.Medium Slants	SL188X	L.J Medium Slant w/ Levofloxacin (2 µg/ml)	Low risk	17/06/2021
RPM- L.J.Medium Slants	SL189L	L.J.Medium Slant w/ Levofloxacin (2.5 mg/ml)	Low risk	16/12/2017
RPM- L.J.Medium Slants	SL189X	L.J Medium Slant w/ Moxifloxacin (2.5 µg/ml)	Low risk	17/06/2021
RPM- L.J.Medium Slants	SL190	L.J.Medium Slant w/ Rifampicin (20mcg/ml)	Low risk	04/07/2018

RPM- L.J.Medium Slants	SL191	L.J.Medium Slant w/ Amikacin (8mcg/ml)	Low risk	04/07/2018
RPM- L.J.Medium Slants	SL192	L.J.Medium Slant w/ Ofloxacin (5mcg/ml)	Low risk	04/07/2018
RPM- L.J.Medium Slants	SL193	L.J.Medium Slant w/ Levofloxacin (5 mcg/ml)	Low risk	04/07/2018
RPM- L.J.Medium Slants	SL194	L.J.Medium Slant w/ Ethionamide (5 mcg/ml)	Low risk	04/07/2018
RPM- L.J.Medium Slants	SL195	L.J.Medium Slant w/ Ethionamide (25 mcg/ml)	Low risk	04/07/2018
RPM- L.J.Medium Slants	SL196	L.J.Medium Slant w/ Prothionamide (5 mcg/ml)	Low risk	04/07/2018
RPM- L.J.Medium Slants	SL197	L.J.Medium Slant w/ Prothionamide (25 mcg/ml)	Low risk	04/07/2018
RPM- L.J.Medium Slants	SL198	L.J.Medium Slant w/ Linezolid (30 mcg/ml)	Low risk	04/07/2018
RPM- L.J.Medium Slants	SL199	L.J.Medium Slant w/ Clofazimine (1 mcg/ml)	Low risk	04/07/2018
RPM- L.J.Medium Slants	SL202	Middlebrook 7H10 Agar Slant	Low risk	30/10/2018
RPM- L.J.Medium Slants	SL204	L.J. Medium Slant w/ Prothionamide (40 mcg/ml)	Low risk	22/04/2019
RPM- L.J.Medium Slants	SL205	L.J. Medium Slant w/ Amikacin (40 mcg/ml)	Low risk	22/04/2019
RPM- L.J.Medium Slants	SL211	BHI Agar Slant	Low risk	30/10/2018
RPM- L.J.Medium Slants	SL1067L	Sabouraus Chloramphenicol Agar Slant	Low risk	16/12/2017
RPM- Ready Prepared Solid Medium	SM001	Nutrient Agar	Low risk	20/12/2012
RPM- Ready Prepared Solid Medium	SM001CCL	Nutrient Agar	Low risk	22/04/2019
RPM- Ready Prepared Solid Medium	SM001D	Nutrient Agar	Low risk	20/12/2012
RPM- Ready Prepared Solid Medium	SM016C	Brilliant Green Agar, Modified	Low risk	22/04/2019
RPM- Ready Prepared Solid Medium	SM027C	Bismuth Sulphite Agar	Low risk	22/04/2019
RPM- Ready Prepared Solid Medium	SM049C	Violet Red Bile Agar	Low risk	17/06/2021
RPM- Ready Prepared Solid Medium	SM049D	Violet Red Bile Agar	Low risk	22/04/2019
RPM- Ready Prepared Solid Medium	SM063	Sabouraud Dextrose Agar	Low risk	04/07/2018
RPM- Ready Prepared Solid Medium	SM063D	Sabouraud Dextrose Agar	Low risk	25/08/2016

RPM- Ready Prepared Solid Medium	SM078	Kligler Iron Agar	Low risk	25/08/2016
RPM- Ready Prepared Solid Medium	SM081	MacConkey Agar	Low risk	20/12/2012
RPM- Ready Prepared Solid Medium	SM081D	MacConkey Agar	Low risk	20/12/2012
RPM- Ready Prepared Solid Medium	SM082	MacConkey Agar	Low risk	20/12/2012
RPM- Ready Prepared Solid Medium	SM082D	MacConkey Agar	Low risk	20/12/2012
RPM- Ready Prepared Solid Medium	SM091	Plate Count Agar	Low risk	04/07/2018
RPM- Ready Prepared Solid Medium	SM091D	Plate Count Agar	Low risk	22/04/2019
RPM- Ready Prepared Solid Medium	SM091DCC	Plate Count Agar	Low risk	04/07/2018
RPM- Ready Prepared Solid Medium	SM091M	Plate Count Agar	Low risk	04/07/2018
RPM- Ready Prepared Solid Medium	SM103A	Modified Chocolate Agar Kit w/o Selective	Low risk	25/08/2016
RPM- Ready Prepared Solid Medium	SM103AR	Modified Chocolate Agar kit w/osupplement	Low risk	10/11/2020
RPM- Ready Prepared Solid Medium	SM103H	Modified Chocolate Agar kit	Low risk	25/08/2016
RPM- Ready Prepared Solid Medium	SM103HR	Modified Chocolate Agar kit w/supplement	Low risk	10/11/2020
RPM- Ready Prepared Solid Medium	SM1067	Sabouraud Chloramphenicol Agar Plate	Low risk	04/07/2018
RPM- Ready Prepared Solid Medium	SM1067C	Sabouraud Chloramphenicol Agar Plate	Low risk	04/07/2018
RPM- Ready Prepared Solid Medium	SM1067D	Sabouraud Chloramphenicol Agar	Low risk	17/06/2021
RPM- Ready Prepared Solid Medium	SM1067CCL	Sabouraud Chloramphenicol Agar Plate	Low risk	04/07/2018
RPM- Ready Prepared Solid Medium	SM1296D	HiCrome™ Salmonella Agar	Low risk	04/07/2018

RPM- Ready Prepared Solid Medium	SM1297A	HiCrome™ Candida Differential Agar	Low risk	25/08/2016
RPM- Ready Prepared Solid Medium	SM1353	HiCrome™ UTI Agar	Low risk	20/12/2012
RPM- Ready Prepared Solid Medium	SM1353CC	HiCrome™ UTI Agar	Low risk	04/07/2018
RPM- Ready Prepared Solid Medium	SM154D	Reinforced Clostridial Agar	Low risk	10/11/2020
RPM- Ready Prepared Solid Medium	SM173	Mueller Hinton Agar	Low risk	20/12/2012
RPM- Ready Prepared Solid Medium	SM173CCL	Mueller Hinton Agar	Low risk	22/04/2019
RPM- Ready Prepared Solid Medium	SM173D	Mueller Hinton Agar	Low risk	20/12/2012
RPM- Ready Prepared Solid Medium	SM211	BHI Agar	Low risk	20/12/2012
RPM- Ready Prepared Solid Medium	SM211D	BHI Agar	Low risk	20/12/2012
RPM- Ready Prepared Solid Medium	SM331C	Wilson Blair Agar	Low risk	22/04/2019
RPM- Ready Prepared Solid Medium	SM434	GC Agar	Low risk	25/08/2016
RPM- Ready Prepared Solid Medium	SM434R	Modified GC Agar Kit	Low risk	10/11/2020
RPM- Ready Prepared Solid Medium	SM434H	GC Agar,Modified	Low risk	25/08/2016
RPM- Ready Prepared Solid Medium	SM467	Hektoen Enteric Agar	Low risk	20/12/2012
RPM- Ready Prepared Solid Medium	SM467D	Hektoen Enteric Agar	Low risk	20/12/2012
RPM- Ready Prepared Solid Medium	SM792	C.L.E.D. Agar w/ Bromothymol Blue	Low risk	30/10/2018
RPM- Ready Prepared Solid Medium	SM837	Tryptose Sulphite Cycloserine(T.S.C) Agar	Low risk	17/06/2021
RPM- Ready Prepared Solid Medium	SM933D	Orange Serum Agar	Low risk	22/04/2019

RPM- Ready Prepared UTI Diagnostic Kits	K041	Rapid UTI ABST Kit	Low Risk	20/12/2012
RPM- Ready Prepared UTI Diagnostic Kits	K084A	Ecopathology Uro Kit-1	Low risk	20/12/2012
RPM- Ready Prepared UTI Diagnostic Kits	K084B	Ecopathology Uro Kit-1, Modified	Low risk	30/10/2018
RPM- Ready Prepared UTI Diagnostic Kits	K085A	Ecopathology Uro Kit-2	Low risk	20/12/2012
RPM- Ready Prepared UTI Diagnostic Kits	K089	Ecopathology Uro Kit-3	Low risk	20/12/2012
RPM- Ready Prepared UTI Diagnostic Kits	K090	Ecopathology Uro Kit-4	Low risk	20/12/2012
RPM- Biochemical Kits for Mycobacteria	K043	Nitrate Reduction Test Kit for Mycobacteria	Low risk	20/12/2012
RPM- Biochemical Kits for Mycobacteria	K044	Catalase Test Kit for Mycobacteria	Low risk	20/12/2012
RPM- Biochemical Kits for Mycobacteria	K044R	Catalase Test Kit for Mycobacteria	Low risk	10/11/2020
RPM- Biochemical Kits for Mycobacteria	K045	Pyrazinmidase Test Kit for Mycobacteria	Low risk	20/12/2012
RPM- Biochemical Kits for Mycobacteria	K045R	Pyrazinmidase Test Kit for Mycobacteria (Low risk	10/11/2020
RPM- Biochemical Kits for Mycobacteria	K046	Thiopene Carboxylic Hydrazide Test Kit for Mycobacteria	Low risk	20/12/2012
RPM- Biochemical Kits for Mycobacteria	K047	Niacin Detection Kit w/ syringe	Low risk	20/12/2012
RPM- Biochemical Kits for Mycobacteria	K048	Niacin Detection Kit Modified w/o syringe	Low risk	20/12/2012
RPM- Biochemical Kits for Mycobacteria	K050	Kit for Selective Isolation of M.tuberculosis	Low risk	20/12/2012
RPM-MRSA Kits	K058S	MRSA Alert kit (w/swabs)	Low risk	25/08/2016
RPM-MRSA Kits	K058SR	MeReSa Agar Base,MRSA Alert Kit (w/swabs)	Low risk	25/08/2016
RPM-MRSA Kits	K086R	Enterococcus Presumptive Broth (VRE Alert)	Low risk	25/08/2016
RPM- Ready Prepared Diagnostic Kits	K144	Mucormycosis Detection Kit	Low risk	10/06/2021
RPM- Biochemical Identification Kits	KB001	HiIMViC™ Biochemical Test Kit	Low risk	20/12/2012
RPM- Biochemical Identification Kits	KB001R	HiIMViC Biochemical Test Kit	Low risk	25/08/2016

RPM- Biochemical Identification Kits	KB002	HiAssorted™ Biochemical Test Kit	Low risk	20/12/2012
RPM- Biochemical Identification Kits	KB002R	HiAssorted Biochemical Test Kit	Low risk	25/08/2016
RPM- Biochemical Identification Kits	KB003	Hi25™ Enterobacteriaceae Identification Kit	Low risk	20/12/2012
RPM- Biochemical Identification Kits	KB003R	Hi25 Enterobacteriaceae Identification Kit	Low risk	25/08/2016
RPM- Biochemical Identification Kits	KB004	HiStaph™ Identification Kit	Low risk	20/12/2012
RPM- Biochemical Identification Kits	KB004R	HiStaph Identification Kit	Low risk	25/08/2016
RPM- Biochemical Identification Kits	KB005A	HiStrep™ Identification Kit	Low risk	20/12/2012
RPM- Biochemical Identification Kits	KB005AR	HiStrep Identification Kit	Low risk	25/08/2016
RPM- Biochemical Identification Kits	KB006	HiCandida™ Identification Kit	Low risk	20/12/2012
RPM- Biochemical Identification Kits	KB006R	HiCandida Identification Kit	Low risk	25/08/2016
RPM- Biochemical Identification Kits	KB007	HiVibrio™ Identification Kit	Low risk	20/12/2012
RPM- Biochemical Identification Kits	KB007R	HiVibrio Identification Kit	Low risk	25/08/2016
RPM- Biochemical Identification Kits	KB008	HiNeisseria™ Identification Kit	Low risk	20/12/2012
RPM- Biochemical Identification Kits	KB008R	HiNeisseria Identification Kit	Low risk	25/08/2016
RPM- Biochemical Identification Kits	KB009	HiCarbo™ Kit	Low risk	20/12/2012
RPM- Biochemical Identification Kits	KB009R	HiCarbo Kit	Low risk	25/08/2016
RPM- Biochemical Identification Kits	KB009A	HiCarbo™ Kit- Part A	Low risk	20/12/2012
RPM- Biochemical Identification Kits	KB009AR	HiCarbo Kit- Part A	Low risk	25/08/2016
RPM- Biochemical Identification Kits	KB009B1	HiCarbo™ Kit- Part B	Low risk	20/12/2012
RPM- Biochemical Identification Kits	KB009C	HiCarbo™ Kit- Part C	Low risk	20/12/2012
RPM- Biochemical Identification Kits	KB010	HiE. coli™ Identification Kit	Low risk	20/12/2012
RPM- Biochemical Identification Kits	KB010R	HiE.coli™ Identification Kit	Low risk	25/08/2016
RPM- Biochemical Identification Kits	KB011	HiSalmonella™ Identification Kit	Low risk	20/12/2012
RPM- Biochemical Identification Kits	KB011R	HiSalmonella Identification Kit	Low risk	25/08/2016
RPM- Biochemical Identification Kits	KB012A	HiListeria™ Identification Kit	Low risk	20/12/2012
RPM- Biochemical Identification Kits	KB012AR	HiListeria Identification Kit	Low risk	25/08/2016
RPM- Biochemical Identification Kits	KB013	HiBacillus™ Identification Kit	Low risk	20/12/2012

RPM- Biochemical Identification Kits	KB013R	HiCarbo Kit (HiBacillus Identification Kit)	Low risk	25/08/2016
RPM- Biochemical Identification Kits	KB014	HiAcinetobacter™ Identification Kit	Low risk	20/12/2012
RPM- Biochemical Identification Kits	KB014R	HiCarbo Kit (HiAcinetobacter Identification Kit)	Low risk	25/08/2016
RPM- Biochemical Identification Kits	KB015	HiCorynebacteria Identification Kit	Low risk	12/08/2015
RPM- Biochemical Identification Kits	KB016	Hi24™ Enterobacteriaceae Identification Kit,Modified	Low risk	12/08/2015
RPM- Biochemical Identification Kits	KB019	Hi24™ Nonfermenters Identification Kit	Low risk	28/04/2017
RPM- Biochemical Identification Kits	KB020	HiLacto Identification Kit	Low risk	28/04/2017
RPM- Biochemical Identification Kits	KB021	HiBifido Identification Kit	Low risk	28/04/2017
RPM- Biochemical Identification Kits	KBM001	HiMotility™ Biochemical Kit for E.coli	Low risk	20/12/2012
RPM- Biochemical Identification Kits	KBM001R	HiMotility Biochemical Kit for E.coli	Low risk	25/08/2016
RPM- Biochemical Identification Kits	KBM002	HiMotility™ Biochemical Kit for Salmonella	Low risk	20/12/2012
RPM- Biochemical Identification Kits	KBM002R	HiMotility™ Biochemical Kit for Salmonella	Low risk	25/08/2016
RPM- Biochemical Identification Kits	KBM003A	HiMotility™ Biochemical Kit for Listeria	Low risk	20/12/2012
RPM- Biochemical Identification Kits	KBM003AR	HiMotility™ Biochemical Kit for Listeria	Low risk	25/08/2016

Product group	Type/ Model / Ref number	Device Name	Risk Class	Date of CE compliance
Epidemeology Screening Kit				
ESK- Hi Aureus Confirmation Kits	K053AD	Hiareus Coagulase Confirmation Kit (w/o swabs)	Low risk	07/02/2012
ESK- Hi Aureus Confirmation Kits	K053ADS	Hiareus Coagulase Confirmation Kit (w/ swabs)	Low risk	07/02/2012

Product group	Type/ Model / Ref number	Device Name	Risk Class	Date of CE compliance
Bacteriological Differentiation Aids				
BDA- HiDtect Rapid Identification Discs	DT001	HiDtect™ UTI Identification Disc	Low risk	20/12/2012
BDA- HiDtect Rapid Identification Discs	DT003	HiDtect™ Pseudomonas Identification Disc	Low risk	20/12/2012
BDA- HiDtect Rapid Identification Discs	DT015	HiDtect™ Universal Enviro Identification Disc	Low risk	20/12/2012
BDA- Readymade Indicators in Liquid	I001	Andrade's Indicator	Low risk	20/12/2012
BDA- Readymade Indicators in Liquid	I002	Bromocresol Green Indicator	Low risk	20/12/2012
BDA- Readymade Indicators in Liquid	I003	Bromocresol Purple Indicator	Low risk	20/12/2012
BDA- Readymade Indicators in Liquid	I004	Bromophenol Blue Indicator	Low risk	20/12/2012
BDA- Readymade Indicators in Liquid	I005	Bromothymol Blue Indicator	Low risk	20/12/2012
BDA- Readymade Indicators in Liquid	I006	Methyl Orange Indicator	Low risk	20/12/2012
BDA- Readymade Indicators in Liquid	I007	Methyl Red Indicator	Low risk	20/12/2012
BDA- Readymade Indicators in Liquid	I008	Neutral Red Indicator	Low risk	20/12/2012
BDA- Readymade Indicators in Liquid	I009	Phenolphthalein, 0.1% w/v	Low risk	20/12/2012
BDA- Readymade Indicators in Liquid	I010	Phenol Red Indicator	Low risk	20/12/2012
BDA- Readymade Indicators in Liquid	I011	Thymol Blue Indicator	Low risk	20/12/2012
BDA- Readymade Indicators in Liquid	I012	Thymolphthalein Indicator	Low risk	20/12/2012
BDA- Readymade Indicators in Liquid	I013	Universal Indicator	Low risk	20/12/2012
BDA- Readymade Indicators in Liquid	I014	Mixed Indicator Solution (25X)	Low risk	20/12/2012
BDA- Readymade Stains in Liquid	K001	Gram Stains - Kit (contains S012, S032, S013 and S027 or S038)	Low risk	20/12/2012
BDA- Readymade Stains in Liquid	K001CCL	Gram Stains - Kit (contains S012, S032, S013 and S027 or S038)	Low risk	04/07/2018
BDA- Readymade Stains in Liquid	K001D	Gram Staining Kit	Low risk	04/07/2018
BDA- Readymade Stains in Liquid	K001L	Gram Stains - Kit (contains S012, S032, S013 and S027 or S038)	Low risk	20/12/2012
BDA- Readymade Stains in Liquid	K001M	Gram Stains - Kit	Low risk	22/04/2019
BDA- Readymade Stains in Liquid	K002	Albert's Metachromatic Stains - Kit	Low risk	20/12/2012
BDA- Readymade Stains in Liquid	K002L	Albert's Metachromatic Stains - Kit	Low risk	20/12/2012
BDA- Readymade Stains in Liquid	K003	Neisser's Metachromatic Stains - Kit (contains S013, S023 and S037)	Low risk	20/12/2012

BDA- Readymade Stains in Liquid	K003L	Neisser's Metachromatic Stains - Kit (contains S013, S023 and S037)	Low risk	20/12/2012
BDA- Readymade Stains in Liquid	K004	Capsule Stains - Kit (contains S021, S025 and S047)	Low risk	20/12/2012
BDA- Readymade Stains in Liquid	K004L	Capsule Stains - Kit (contains S021, S025 and S047)	Low risk	20/12/2012
BDA- Readymade Stains in Liquid	K005	ZN Acid Fast Stains - Kit (contains S033,S005 and S022)	Low risk	20/12/2012
BDA- Readymade Stains in Liquid	K005CCL	ZN Acid Fast Stains - Kit (contains S033,S005 and S022)	Low risk	04/07/2018
BDA- Readymade Stains in Liquid	K005D	ZN Acid Fast Stains - Kit	Low risk	04/07/2018
BDA- Readymade Stains in Liquid	K005L	ZN Acid Fast Stains - Kit (contains S033, S005 & S022)	Low risk	20/12/2012
BDA- Readymade Stains in Liquid	K005M	ZN Acid Fast Stains - Kit (contains S033, S005 & S022)	Low risk	22/04/2019
BDA- Readymade Stains in Liquid	K006	Schaeffer & Fulton's Spore Stains - Kit (contains S028 and S029)	Low risk	20/12/2012
BDA- Readymade Stains in Liquid	K006L	Schaeffer & Fulton's Spore Stains - Kit (contains S028 and S029)	Low risk	20/12/2012
BDA- Readymade Stains in Liquid	K011	Malarial Parasite - Kit (contains S008 and S009)	Low risk	20/12/2012
BDA- Readymade Stains in Liquid	K011L	Malarial Parasite - Kit (contains S008 and S009)	Low risk	20/12/2012
BDA- Readymade Stains in Liquid	K021	Fluorescent Stains - Kit for Mycobacteria (contains S042, S043 and S044)	Low risk	20/12/2012
BDA- Readymade Stains in Liquid	K021L	Fluorescent Stains - Kit for Mycobacteria (contains S042, S043 and S044)	Low risk	20/12/2012
BDA- Readymade Stains in Liquid	K021R	Fluorescent Stains Kit for Mycobacteria (contains S054,S055,S056)	Low risk	20/12/2012
BDA- Readymade Stains in Liquid	K021Y	Fluorescent Stains Kit for Mycobacteria (contains S042Y,S043Y,S044Y)	Low risk	04/07/2018
BDA- Readymade Stains in Liquid	K049	Malarial Parasite - Kit (contains S008 and S009)	Low risk	20/12/2012
BDA- Readymade Stains in Liquid	K061	HiFluo-Phenol Free Stain - kit for Mycobacteria [Kit contains 200ml each of Auramine – Rhodamine solution (Phenol free)-S082, Decolourizer-S099 (2 x200), Potassium Permanganate Solution-S083]	Low risk	20/12/2012
BDA- Readymade Stains in Liquid	K062	HiCold Stain TB - Kit for Mycobacteria [Kit contains 500ml each of Carbol Fuchsin Solution-S080, Decolourizer-S099, Counter Stain (Loeffler's Methylene Blue)-S081]	Low risk	20/12/2012
BDA- Readymade Stains in Liquid	K062S	HiCold Stain TB - Kit for Mycobacteria [Kit contains 100ml each of Carbol Fuchsin Solution-S080, Decolourizer-S099, Counter Stain (Loeffler's Methylene Blue) S081]	Low risk	20/12/2012
BDA- Readymade Stains in Liquid	K063	Modified Neisser's Metachromatic Stains - Kit (1 minute staining)	Low risk	20/12/2012
BDA - Readymade Reagents in Liquid	R001	Barium Chloride Solution, 10% w/v	Low risk	20/12/2012
BDA - Readymade Reagents in Liquid	R002	Benedict's Qualitative Reagent	Low risk	20/12/2012
BDA - Readymade Reagents in Liquid	R003	Benedict's Quantitative Reagent	Low risk	20/12/2012
BDA - Readymade Reagents in Liquid	R004	C.S.F. Diluting Fluid	Low risk	20/12/2012

BDA - Readymade Reagents in Liquid	R005	Ehrlich's Aldehyde Reagent	Low risk	20/12/2012
BDA - Readymade Reagents in Liquid	R006	Folin & Wu's Alkaline Copper Solution	Low risk	20/12/2012
BDA - Readymade Reagents in Liquid	R007	Folin & Wu's Phosphate, Molybdate Solution	Low risk	20/12/2012
BDA - Readymade Reagents in Liquid	R008	Kovacs' Indole Reagent	Low risk	20/12/2012
BDA - Readymade Reagents in Liquid	R009	a-Naphthylamine solution	Low risk	20/12/2012
BDA - Readymade Reagents in Liquid	R010	Nessler's Reagent	Low risk	20/12/2012
BDA - Readymade Reagents in Liquid	R011	Potassium Chromate, 5% w/v	Low risk	20/12/2012
BDA - Readymade Reagents in Liquid	R012	Potassium Oxalate, 5% w/v	Low risk	20/12/2012
BDA - Readymade Reagents in Liquid	R013	R.B.C. Diluting Fluid (Hayemis)	Low risk	20/12/2012
BDA - Readymade Reagents in Liquid	R014	Sodium Citrate, 3.8% w/v	Low risk	20/12/2012
BDA - Readymade Reagents in Liquid	R015	Sulphanilic acid, 0.8%	Low risk	20/12/2012
BDA - Readymade Reagents in Liquid	R016	W.B.C. Diluting Fluid	Low risk	20/12/2012
BDA - Readymade Reagents in Liquid	R017	Nessler's Reagent	Low risk	20/12/2012
BDA - Readymade Reagents in Liquid	R018	Fouchet's Reagent	Low risk	20/12/2012
BDA - Readymade Reagents in Liquid	R019	E.D.T.A. (di-sodium) 5%	Low risk	20/12/2012
BDA - Readymade Reagents in Liquid	R020	Sulphosalicylic Acid 3%	Low risk	20/12/2012
BDA - Readymade Reagents in Liquid	R021	Topfer Reagent	Low risk	20/12/2012
BDA - Readymade Reagents in Liquid	R022	o-Toluidine reagent	Low risk	20/12/2012
BDA - Readymade Reagents in Liquid	R023	R.B.C. Diluting Fluid (Grower's)	Low risk	20/12/2012
BDA - Readymade Reagents in Liquid	R024	o-Toluidine Reagent	Low risk	20/12/2012
BDA - Readymade Reagents in Liquid	R026	Gordon-McLeod Reagent (Oxidase reagent)	Low risk	20/12/2012
BDA - Readymade Reagents in Liquid	R027	Gaby-Hadley Reagent A	Low risk	20/12/2012
BDA - Readymade Reagents in Liquid	R028	Gaby-Hadley Reagent B	Low risk	20/12/2012
BDA - Readymade Reagents in Liquid	R029	Barritt Reagent A (for VP test)	Low risk	20/12/2012
BDA - Readymade Reagents in Liquid	R030	Barritt Reagent B (for VP test)	Low risk	20/12/2012
BDA - Readymade Reagents in Liquid	R031	O'Meara Reagent	Low risk	20/12/2012
BDA - Readymade Reagents in Liquid	R035	DMACA Reagent	Low risk	20/12/2012

BDA - Readymade Reagents in Liquid	R036	TDA Reagent	Low risk	20/12/2012
BDA - Readymade Reagents in Liquid	R037	Fehling Solution No. 1	Low risk	20/12/2012
BDA - Readymade Reagents in Liquid	R038	Fehling Solution No. 2	Low risk	20/12/2012
BDA - Readymade Reagents in Liquid	R043	PYR Reagent	Low risk	20/12/2012
BDA - Readymade Reagents in Liquid	R044	Iodine Solution	Low risk	20/12/2012
BDA - Readymade Reagents in Liquid	R075	10X RBC Lysis Buffer Solution	Low risk	20/12/2012
BDA - Readymade Reagents in Liquid	R083	Thrombocount reagent	Low risk	20/12/2012
BDA - Readymade Reagents in Liquid	R084	HiDecal (mild decalcifying solution)	Low risk	20/12/2012
BDA - Readymade Reagents in Liquid	R085	HiDecal (strong decalcifying solution)	Low risk	20/12/2012
BDA - Readymade Reagents in Liquid	R092	McFarland Standard Tube	Low risk	20/12/2012
BDA - Readymade Reagents in Liquid	R092A	Mcfarland standard 0.5	Low risk	22/04/2019
BDA - Readymade Reagents in Liquid	R092B	Mcfarland standard 1	Low risk	22/04/2019
BDA - Readymade Reagents in Liquid	R092C	Mcfarland standard 2	Low risk	22/04/2019
BDA - Readymade Reagents in Liquid	R092D	Mcfarland standard 3	Low risk	22/04/2019
BDA - Readymade Reagents in Liquid	R092E	Mcfarland standard 4	Low risk	22/04/2019
BDA - Readymade Reagents in Liquid	R092R	Test Tubes (McFarland Standard Tube)	Low risk	25/08/2016
BDA - Readymade Reagents in Liquid	R092S	McFarland Standard Set (0.5,1,2)	Low risk	04/07/2018
BDA - Readymade Reagents in Liquid	R097	Millons reagent	Low risk	28/04/2017
BDA- Readymade Stains in Liquid	S001	Albert's Stain A	Low risk	20/12/2012
BDA- Readymade Stains in Liquid	S002	Albert's Stain B	Low risk	20/12/2012
BDA- Readymade Stains in Liquid	S003	Borax Carmine (Grenacher's), Alcoholic Stain	Low risk	20/12/2012
BDA- Readymade Stains in Liquid	S004	Borax Carmine (Grenacher's), Aqueous Stain	Low risk	20/12/2012
BDA- Readymade Stains in Liquid	S005	Carbol Fuchsin (ZN,Strong)	Low risk	20/12/2012
BDA- Readymade Stains in Liquid	S005D	Carbol Fuchsin (ZN,Strong)	Low risk	04/07/2018
BDA- Readymade Stains in Liquid	S005M	Carbol Fuchsin (ZN,Strong)	Low risk	22/04/2019
BDA- Readymade Stains in Liquid	S006	Carbol Fuchsin (ZN, Dilute)	Low risk	20/12/2012
BDA- Readymade Stains in Liquid	S007	Eosin, 2% w/v	Low risk	20/12/2012

BDA- Readymade Stains in Liquid	S008	Field's Stain A	Low risk	20/12/2012
BDA- Readymade Stains in Liquid	S009	Field's Stain B	Low risk	20/12/2012
BDA- Readymade Stains in Liquid	S010	Gentian Violet	Low risk	20/12/2012
BDA- Readymade Stains in Liquid	S011	Giemsa's Stain	Low risk	20/12/2012
BDA- Readymade Stains in Liquid	S012	Gram's Crystal Violet	Low risk	20/12/2012
BDA- Readymade Stains in Liquid	S012D	Gram's Crystal Violet	Low risk	04/07/2018
BDA- Readymade Stains in Liquid	S012M	Gram's Crystal Violet	Low risk	22/04/2019
BDA- Readymade Stains in Liquid	S013	Gram's Iodine	Low risk	20/12/2012
BDA- Readymade Stains in Liquid	S013D	Gram's Iodine	Low risk	04/07/2018
BDA- Readymade Stains in Liquid	S013M	Gram's Iodine	Low risk	22/04/2019
BDA- Readymade Stains in Liquid	S014	Haematoxylin (Delafield's)	Low risk	20/12/2012
BDA- Readymade Stains in Liquid	S015	Lactophenol	Low risk	20/12/2012
BDA- Readymade Stains in Liquid	S016	Lactophenol Cotton Blue	Low risk	20/12/2012
BDA- Readymade Stains in Liquid	S017	Lactophenol Picric Acid	Low risk	20/12/2012
BDA- Readymade Stains in Liquid	S018	Leishman's Stain (Twin Pack)	Low risk	20/12/2012
BDA- Readymade Stains in Liquid	S018S	Leishman's Stain Solution	Low risk	25/11/2017
BDA- Readymade Stains in Liquid	S019	Lugol's Iodine	Low risk	20/12/2012
BDA- Readymade Stains in Liquid	S020	Malachite Green, 1% w/v	Low risk	20/12/2012
BDA- Readymade Stains in Liquid	S021	Methylene Blue (Aqueous)	Low risk	20/12/2012
BDA- Readymade Stains in Liquid	S022	Methylene Blue (Loeffler's)	Low risk	20/12/2012
BDA- Readymade Stains in Liquid	S022D	Methylene Blue (Loeffler's)	Low risk	04/07/2018
BDA- Readymade Stains in Liquid	S022M	Methylene Blue (Loeffler's)	Low risk	22/04/2019
BDA- Readymade Stains in Liquid	S023	Neisser's Methylene Blue	Low risk	20/12/2012
BDA- Readymade Stains in Liquid	S024	Newman's Stain, Modified	Low risk	20/12/2012
BDA- Readymade Stains in Liquid	S025	Nigrosin Stain, 10% w/v	Low risk	20/12/2012
BDA- Readymade Stains in Liquid	S026	Picric Acid (Saturated, Aqueous)	Low risk	20/12/2012
BDA- Readymade Stains in Liquid	S027	Safranin, 0.5% w/v	Low risk	20/12/2012

BDA- Readymade Stains in Liquid	S027D	Safranin, 0.5% w/v	Low risk	04/07/2018
BDA- Readymade Stains in Liquid	S027M	Safranin, 0.5% w/v	Low risk	22/04/2019
BDA- Readymade Stains in Liquid	S028	Schaeffer & Fulton's Spore Stain A	Low risk	20/12/2012
BDA- Readymade Stains in Liquid	S029	Schaeffer & Fulton's Spore Stain B	Low risk	20/12/2012
BDA- Readymade Stains in Liquid	S030	Wright's Stain	Low risk	20/12/2012
BDA- Readymade Stains in Liquid	S031	Mayer's Mucicarmine Stain	Low risk	20/12/2012
BDA- Readymade Stains in Liquid	S032	Gram's Decolourizer	Low risk	20/12/2012
BDA- Readymade Stains in Liquid	S032D	Gram's Decolourizer	Low risk	04/07/2018
BDA- Readymade Stains in Liquid	S032M	Gram's Decolourizer	Low risk	22/04/2019
BDA- Readymade Stains in Liquid	S033	Acid Fast Decolourizer	Low risk	20/12/2012
BDA- Readymade Stains in Liquid	S033D	Acid Fast Decolourizer	Low risk	04/07/2018
BDA- Readymade Stains in Liquid	S033M	Acid Fast Decolourizer	Low risk	22/04/2019
BDA- Readymade Stains in Liquid	S034	Haematoxylin (Harris)	Low risk	20/12/2012
BDA- Readymade Stains in Liquid	S035	Papanicolaou-OG-6	Low risk	20/12/2012
BDA- Readymade Stains in Liquid	S036	Papanicolaou-EA-36	Low risk	20/12/2012
BDA- Readymade Stains in Liquid	S037	Neutral Red Solution	Low risk	20/12/2012
BDA- Readymade Stains in Liquid	S038	Basic Fuchsin 0.1% w/v	Low risk	20/12/2012
BDA- Readymade Stains in Liquid	S038D	Basic Fuchsin 0.1% w/v	Low risk	04/07/2018
BDA- Readymade Stains in Liquid	S038M	Basic Fuchsin 0.1% w/v	Low risk	22/04/2019
BDA- Readymade Stains in Liquid	S039	May-Grunwald's Stain	Low risk	20/12/2012
BDA- Readymade Stains in Liquid	S041	FA Rhodamine Counterstain	Low risk	20/12/2012
BDA- Readymade Stains in Liquid	S042	Phenolic auramine	Low risk	20/12/2012
BDA- Readymade Stains in Liquid	S042Y	Phenolic auramine O	Low risk	08/12/2017
BDA- Readymade Stains in Liquid	S043	Mycobacteria decolourizer	Low risk	20/12/2012
BDA- Readymade Stains in Liquid	S043Y	Mycobacteria decolourizer	Low risk	16/12/2017
BDA- Readymade Stains in Liquid	S044	Potassium permanganate	Low risk	20/12/2012
BDA- Readymade Stains in Liquid	S044Y	Potassium permanganate	Low risk	08/12/2017

BDA- Readymade Stains in Liquid	S047	M'Fadyean Stain (Polychrome Methylene Blue)	Low risk	20/12/2012
BDA- Readymade Stains in Liquid	S054	Fluorochrome Solution	Low risk	20/12/2012
BDA- Readymade Stains in Liquid	S055	Decolourising Solution	Low risk	20/12/2012
BDA- Readymade Stains in Liquid	S056	Background Solution	Low risk	20/12/2012
BDA- Readymade Stains in Liquid	S057	Grams Iodine, Stabilized	Low risk	20/12/2012
BDA- Readymade Stains in Liquid	S058	Haematoxylin (Mayer)	Low risk	20/12/2012
BDA- Readymade Stains in Liquid	S059	Haematoxylin (Ehrlich)	Low risk	20/12/2012
BDA- Readymade Stains in Liquid	S062	Fixing solution, for fixing Haematological samples	Low risk	20/12/2012
BDA- Readymade Stains in Liquid	S066	Brilliant Cresyl Blue Solution	Low risk	20/12/2012
BDA- Readymade Stains in Liquid	S067	Congo red (1% aqueous)Solution	Low risk	20/12/2012
BDA- Readymade Stains in Liquid	S068	Papanicolaou-EA-50	Low risk	20/12/2012
BDA- Readymade Stains in Liquid	S070	Schiff's fuchsin-sulphite reagent	Low risk	20/12/2012
BDA- Readymade Stains in Liquid	S073	Periodic Acid Solution (PAS)	Low risk	20/12/2012
BDA- Readymade Stains in Liquid	S074	Schiff's Reagent	Low risk	20/12/2012
BDA- Readymade Stains in Liquid	S076	Haematoxylin (Gill No.3)	Low risk	20/12/2012
BDA- Readymade Stains in Liquid	S102	Fixative, for fixing cytological or histological samples	Low risk	20/12/2012
BDA- Readymade Stains in Liquid	S109	Fixative (Buffered Formalin fixative) for fixing cytological or histological samples	Low risk	20/12/2012
BDA- Readymade Stains in Liquid	S118	Fixative, for rapid fixing of haematological samples	Low risk	20/12/2012
BDA- Readymade Stains in Liquid	S119	Fixative (BFA), for Rapid fixing of haematological samples	Low risk	20/12/2012
BDA- Readymade Stains in Liquid	S125	Romanowsky-Giemsa (RG) stain	Low risk	20/12/2012
BDA- Readymade Stains in Liquid	S126	Shorr's Stain solution	Low risk	20/12/2012
BDA- Readymade Stains in Liquid	S127	Gabbett Counterstaining Solution	Low risk	16/12/2017
BDA- Readymade Stains in Liquid	S128	HiGrams Stain Crystal Violet	Low risk	16/12/2017
BDA- Readymade Stains in Liquid	S129	HiGrams Iodine	Low risk	16/12/2017
BDA- Readymade Stains in Liquid	S130	HiGrams Decolouriser	Low risk	16/12/2017
BDA- Readymade Stains in Liquid	S131	HiGrams Counter Stain	Low risk	16/12/2017
BDA- Readymade Stains in Liquid	S132	HiCarbol Fuchsin	Low risk	16/12/2017

BDA- Readymade Stains in Liquid	S133	HiAcid Fast Decolouriser	Low risk	16/12/2017
BDA- Readymade Stains in Liquid	S134	HiAcid Fast Counter Stain	Low risk	16/12/2017
BDA- Readymade Stains in Liquid	S135	Solution for Leishman's Stain L (Twin Pack)	Low risk	16/12/2017
BDA- Readymade Stains in Liquid	S136	Solution for Leishman's Stain R (Twin Pack)	Low risk	16/12/2017
BDA- Readymade Stains in Liquid	S137	Solution for Leishman's Stain HP (Twin Pack)	Low risk	16/12/2017
BDA- Readymade Stains in Liquid	S138	Gentian Violet 1 % Solution	Low risk	22/04/2019
BDA- Differentiation Discs	DD015	Bacitracin	Low risk	20/12/2012
BDA- Differentiation Discs	DD024	Bile Esculin	Low risk	20/12/2012
BDA- Differentiation Discs	DD040	DMACA Indole	Low risk	20/12/2012
BDA- Differentiation Discs	DD035	Hippurate hydrolysis	Low risk	20/12/2012
BDA- Differentiation Strips	DD034	Lead Acetate Paper strips	Low risk	20/12/2012
BDA- Differentiation Discs	DD041	Nitrate Discs	Low risk	20/12/2012
BDA- Differentiation Discs	DD042	Nitrate Reagent Discs	Low risk	20/12/2012
BDA- Differentiation Discs	DD008	ONPG	Low risk	20/12/2012
BDA- Differentiation Discs	DD009	Optochin	Low risk	20/12/2012
BDA- Differentiation Discs	DD009R	Optochin (5mcg)	Low risk	25/08/2016
BDA- Differentiation Discs	DD018	Oxidase	Low risk	20/12/2012
BDA- Differentiation Discs	DD020	X factor	Low risk	20/12/2012
BDA- Differentiation Discs	DD022	X+V Factor	Low risk	20/12/2012
BDA- Differentiation Discs	DD021	V Factor	Low risk	20/12/2012
BDA- Differentiation Discs	DD047	Vibrio 0129 Differential Disc (10 mcg)	Low risk	20/12/2012
BDA- Differentiation Discs	DD048	Vibrio 0129 Differential Disc (150 mcg)	Low risk	20/12/2012
BDA- Differentiation Discs	DD055	Bacitracin B	Low risk	25/08/2016
BDA- Differentiation Discs	DD056	Sodium Biselenite Disc	Low risk	04/07/2018
BDA- Differentiation Discs	DB001	Sodium Biselenite Bud	Low risk	04/07/2018

Product group	Type/ Model / Ref number	Device Name	Risk Class	Date of CE compliance
Antimicrobial Susceptibility Systems				
ASS- Sensitivity Discs (Multi Discs)	DE001	Dodeca Universal-I	Low risk	20/12/2012
ASS- Sensitivity Discs (Multi Discs)	DE002	Dodeca G-I-Plus	Low risk	20/12/2012
ASS- Sensitivity Discs (Multi Discs)	DE003	Dodeca G-I-Minus	Low risk	20/12/2012
ASS- Sensitivity Discs (Multi Discs)	DE004	Dodeca UTI-I	Low risk	20/12/2012
ASS- Sensitivity Discs (Multi Discs)	DE005	Dodeca UTI-II	Low risk	20/12/2012
ASS- Sensitivity Discs (Multi Discs)	DE006	Dodeca UTI-III	Low risk	25/08/2016
ASS- Sensitivity Discs (Multi Discs)	DE007	Dodeca Universal-II	Low risk	20/12/2012
ASS- Sensitivity Discs (Multi Discs)	DE008	Dodeca Universal-III	Low risk	20/12/2012
ASS- Sensitivity Discs (Multi Discs)	DE009	Dodeca G-II-Plus	Low risk	20/12/2012
ASS- Sensitivity Discs (Multi Discs)	DE010	Dodeca G-II-Minus	Low risk	20/12/2012
ASS- Sensitivity Discs (Multi Discs)	DE011	Dodeca UTI-IV	Low risk	20/12/2012
ASS- Sensitivity Discs (Multi Discs)	DE012	Dodeca Universal-IV	Low risk	20/12/2012
ASS- Sensitivity Discs (Multi Discs)	DE013	Dodeca Universal-V	Low risk	20/12/2012
ASS- Sensitivity Discs (Multi Discs)	DE014	Dodeca Universal-VI	Low risk	20/12/2012
ASS- Sensitivity Discs (Multi Discs)	DE015	Dodeca Universal-VII	Low risk	20/12/2012
ASS- Sensitivity Discs (Multi Discs)	DE016	Dodeca Universal III	Low risk	25/08/2016
ASS- Sensitivity Discs (Multi Discs)	DE017	Dodeca Universal-IX	Low risk	20/12/2012
ASS- Sensitivity Discs (Multi Discs)	DE018	Dodeca G-III-Plus	Low risk	20/12/2012
ASS- Sensitivity Discs (Multi Discs)	DE019	Dodeca G-III-Minus	Low risk	20/12/2012
ASS- Sensitivity Discs (Multi Discs)	DE020	Dodeca Pseudo-I	Low risk	20/12/2012
ASS- Sensitivity Discs (Multi Discs)	DE021	Dodeca UTI-V	Low risk	20/12/2012
ASS- Sensitivity Discs (Multi Discs)	DE022	Dodeca Universal X	Low risk	25/08/2016
ASS- Sensitivity Discs (Multi Discs)	DE023	Dodeca G-IV Plus	Low risk	20/12/2012
ASS- Sensitivity Discs (Multi Discs)	DE024	Dodeca G-IV minus	Low risk	25/08/2016
ASS- Sensitivity Discs (Multi Discs)	DE025	Dodeca UTI-VI	Low risk	20/12/2012

ASS- Sensitivity Discs (Multi Discs)	DE026	Dodeca Universal -XI	Low risk	20/12/2012
ASS- Sensitivity Discs (Multi Discs)	DE027	Dodeca Universal -XII	Low risk	20/12/2012
ASS- Sensitivity Discs (Multi Discs)	DE028	Dodeca Universal -XIII	Low risk	20/12/2012
ASS- Sensitivity Discs (Multi Discs)	DE029	Dodeca G-V minus	Low risk	20/12/2012
ASS- Sensitivity Discs (Multi Discs)	DE030	Dodeca UTI-VII	Low risk	20/12/2012
ASS- Sensitivity Discs (Multi Discs)	DE031	Dodeca G-VI minus	Low risk	20/12/2012
ASS- Sensitivity Discs (Multi Discs)	DE032	Dodeca G-V Plus	Low risk	20/12/2012
ASS- Sensitivity Discs (Multi Discs)	DE033	Dodeca G-VII Minus	Low risk	20/12/2012
ASS- Sensitivity Discs (Multi Discs)	DE034	Dodeca UTI-VIII	Low risk	20/12/2012
ASS- Sensitivity Discs (Multi Discs)	DE035	Dodeca Universal XIV	Low risk	20/12/2012
ASS- Sensitivity Discs (Multi Discs)	DE036	Dodeca G-VI Plus	Low risk	20/12/2012
ASS- Sensitivity Discs (Multi Discs)	DE037	Dodeca G-VIII Minus	Low risk	20/12/2012
ASS- Sensitivity Discs (Multi Discs)	DE038	Dodeca G-VII Plus	Low risk	20/12/2012
ASS- Sensitivity Discs (Multi Discs)	DE039	Dodeca G-IX Minus	Low risk	20/12/2012
ASS- Sensitivity Discs (Multi Discs)	DE040	Dodeca UTI-IX	Low risk	20/12/2012
ASS- Sensitivity Discs (Multi Discs)	DE041	Dodeca Pseudo-II	Low risk	20/12/2012
ASS- Sensitivity Discs (Multi Discs)	DE042	Dodeca Universal XV	Low risk	20/12/2012
ASS- Sensitivity Discs (Multi Discs)	DE043	Dodeca G-X Minus	Low risk	25/08/2016
ASS- Sensitivity Discs (Multi Discs)	DE044	Dodeca - G-VIII Plus	Low risk	25/08/2016
ASS- Sensitivity Discs (Multi Discs)	DE045	Dodeca G-XI Minus	Low risk	20/12/2012
ASS- Sensitivity Discs (Multi Discs)	DE046	Dodeca G-XII Minus	Low risk	20/12/2012
ASS- Sensitivity Discs (Multi Discs)	DE047	Dodeca G-IX Plus	Low risk	20/12/2012
ASS- Sensitivity Discs (Multi Discs)	DE048	Dodeca Staphylococci - 1	Low risk	20/12/2012
ASS- Sensitivity Discs (Multi Discs)	DE049	Dodeca Staphylococci - 2	Low risk	20/12/2012
ASS- Sensitivity Discs (Multi Discs)	DE050	Dodeca Enterococcus -1	Low risk	20/12/2012
ASS- Sensitivity Discs (Multi Discs)	DE051	Dodeca Pseudomonas -1	Low risk	20/12/2012
ASS- Sensitivity Discs (Multi Discs)	DE052	Dodeca Pseudomonas 2	Low risk	25/08/2016

ASS- Sensitivity Discs (Multi Discs)	DE053	Dodeca Enterobacteriaceae - 1	Low risk	20/12/2012
ASS- Sensitivity Discs (Multi Discs)	DE054	Dodeca Enterobacteriaceae - 2	Low risk	20/12/2012
ASS- Sensitivity Discs (Multi Discs)	DE700	Dodeca Staphylococci - 1	Low risk	25/08/2016
ASS- Sensitivity Discs (Multi Discs)	DE701	Dodeca Staphylococci - 2	Low risk	25/08/2016
ASS- Sensitivity Discs (Multi Discs)	DE702	Dodeca Enterococcus - 1	Low risk	25/08/2016
ASS- Sensitivity Discs (Multi Discs)	DE703	Dodeca Pseudomonas - 1	Low risk	25/08/2016
ASS- Sensitivity Discs (Multi Discs)	DE704	Dodeca Pseudomonas - 2	Low risk	25/08/2016
ASS- Sensitivity Discs (Multi Discs)	DE705	Dodeca Enterobacteriaceae - 1	Low risk	25/08/2016
ASS- Sensitivity Discs (Multi Discs)	DE706	Dodeca Enterobacteriaceae - 2	Low risk	25/08/2016
ASS- Sensitivity Discs (Multi Discs)	DE707	Dodeca Universal - 16	Low risk	25/08/2016
ASS- Sensitivity Discs (Multi Discs)	DE708	Dodeca UTI - 10	Low risk	25/08/2016
ASS- Sensitivity Discs (Multi Discs)	DE709	Dodeca G-Minus 13	Low risk	25/08/2016
ASS- Sensitivity Discs (Multi Discs)	DE710	Dodeca G-Plus 10	Low risk	25/08/2016
ASS- Sensitivity Discs (Multi Discs)	DE711	Dodeca G minus XIV	Low risk	25/08/2016
ASS- Sensitivity Discs (Multi Discs)	DE712	Dodeca G minus XV	Low risk	25/08/2016
ASS- Sensitivity Discs (Multi Discs)	DE713	Dodeca G minus 16	Low risk	25/08/2016
ASS- Sensitivity Discs (Multi Discs)	DE714	Dodeca G minus 17	Low risk	25/08/2016
ASS- Sensitivity Discs (Multi Discs)	DE715	Dodeca G minus 18	Low risk	25/08/2016
ASS- Sensitivity Discs (Multi Discs)	DE716	Dodeca G plus 11	Low risk	25/08/2016
ASS- Sensitivity Discs (Multi Discs)	DE717	Dodeca G plus 12	Low risk	25/08/2016
ASS- Sensitivity Discs (Multi Discs)	DE718	Dodeca G minus 19	Low risk	25/08/2016
ASS- Sensitivity Discs (Multi Discs)	DE719	Dodeca UTI 10	Low risk	25/08/2016
ASS- Sensitivity Discs (Multi Discs)	DE720	Dodeca UTI 11	Low risk	25/08/2016
ASS- Sensitivity Discs (Multi Discs)	DE721	Dodeca Universal 16	Low risk	25/08/2016
ASS- Sensitivity Discs (Multi Discs)	DE722	Dodeca Universal 17	Low risk	25/08/2016
ASS- Sensitivity Discs (Multi Discs)	DE723	Dodeca G Plus 13	Low risk	25/08/2016
ASS- Sensitivity Discs (Multi Discs)	DE724	Dodeca UTI-12	Low risk	25/08/2016

ASS- Sensitivity Discs (Multi Discs)	DE725	Dodeca Universal-18	Low risk	25/08/2016
ASS- Sensitivity Discs (Multi Discs)	DE726	Dodeca UTI - 13	Low risk	25/08/2016
ASS- Sensitivity Discs (Multi Discs)	DE727	Dodeca G-minus 20	Low risk	25/08/2016
ASS- Sensitivity Discs (Multi Discs)	DE728	Dodeca UTI 14	Low risk	25/08/2016
ASS- Sensitivity Discs (Multi Discs)	DE729	Dodeca G-Plus 14	Low risk	25/08/2016
ASS- Sensitivity Discs (Multi Discs)	DE730	Dodeca G-Minus 21	Low risk	25/08/2016
ASS- Sensitivity Discs (Multi Discs)	DE731	Dodeca G-Minus 22	Low risk	25/08/2016
ASS- Sensitivity Discs (Multi Discs)	DE732	Dodeca Universal 19	Low risk	25/08/2016
ASS- Sensitivity Discs (Multi Discs)	DE733	Dodeca Universal 20	Low risk	25/08/2016
ASS- Sensitivity Discs (Multi Discs)	DE734	Dodeca Universal 21	Low risk	25/08/2016
ASS- Sensitivity Discs (Multi Discs)	DE735	Dodeca Universal 22	Low risk	25/08/2016
ASS- Sensitivity Discs (Multi Discs)	DE736	Dodeca G-Plus 15	Low risk	25/08/2016
ASS- Sensitivity Discs (Multi Discs)	DE737	Dodeca G-Minus 23	Low risk	25/08/2016
ASS- Sensitivity Discs (Multi Discs)	DE738	Dodeca G-Minus 24	Low risk	25/08/2016
ASS- Sensitivity Discs (Multi Discs)	DE739	Dodeca UTI 13	Low risk	25/08/2016
ASS- Sensitivity Discs (Multi Discs)	DE740	Dodeca G-Plus 16	Low risk	25/08/2016
ASS- Sensitivity Discs (Multi Discs)	DE741	Dodeca G-Minus 25	Low risk	25/08/2016
ASS- Sensitivity Discs (Multi Discs)	DE742	Dodeca Pseudomonas -3	Low risk	25/08/2016
ASS- Sensitivity Discs (Multi Discs)	DE743	Dodeca G-Minus 26	Low risk	04/07/2018
ASS- Sensitivity Discs (Multi Discs)	DE744	Dodeca UTI 15	Low risk	04/07/2018
ASS- Sensitivity Discs (Multi Discs)	DE745	Dodeca Pseudomonas -4	Low risk	04/07/2018
ASS- Sensitivity Discs (Multi Discs)	DE746	Dodeca G-Plus 17	Low risk	04/07/2018
ASS- Sensitivity Discs (Multi Discs)	DE747	Dodeca G-Minus 27	Low risk	04/07/2018
ASS- Sensitivity Discs (Multi Discs)	DE748	Dodeca UTI 16	Low risk	04/07/2018
ASS- Sensitivity Discs (Multi Discs)	DE749	Dodeca G-Plus 18	Low risk	10/11/2020
ASS- Sensitivity Discs (Multi Discs)	DE750	Dodeca G-Plus 19	Low risk	10/11/2020
ASS- Sensitivity Discs (Multi Discs)	DE751	Dodeca G-Minus 28	Low risk	10/11/2020

ASS- Sensitivity Discs (Multi Discs)	DE752	Dodeca G-Minus 29	Low risk	10/11/2020
ASS- Sensitivity Discs (Multi Discs)	DE753	Dodeca G-Plus 20	Low risk	10/11/2020
ASS- Sensitivity Discs (Multi Discs)	DE754	Dodeca G-Minus 30	Low risk	10/11/2020
ASS- Sensitivity Discs (Multi Discs)	DE755	Dodeca Pseudomonas -5	Low risk	10/11/2020
ASS- Sensitivity Discs (Multi Discs)	DE756	Dodeca G-Minus 31	Low risk	10/11/2020
ASS- Sensitivity Discs (Multi Discs)	DE757	Dodeca G-Plus 21	Low risk	10/11/2020
ASS- Ezy MIC Strips	EM001	Amikacin	Low risk	20/12/2012
ASS- Ezy MIC Strips	EM002	Amoxycillin	Low risk	20/12/2012
ASS- Ezy MIC Strips	EM003	Amoxyclav (2:1)	Low risk	20/12/2012
ASS- Ezy MIC Strips	EM004	Azithromycin	Low risk	20/12/2012
ASS- Ezy MIC Strips	EM006	Aztreonam	Low risk	20/12/2012
ASS- Ezy MIC Strips	EM008	Cefazolin	Low risk	20/12/2012
ASS- Ezy MIC Strips	EM009	Cefdinir	Low risk	20/12/2012
ASS- Ezy MIC Strips	EM011	Cefpirome	Low risk	20/12/2012
ASS- Ezy MIC Strips	EM012	Ceftazidime	Low risk	20/12/2012
ASS- Ezy MIC Strips	EM013	Ceftriaxone	Low risk	20/12/2012
ASS- Ezy MIC Strips	EM016	Chloramphenicol	Low risk	20/12/2012
ASS- Ezy MIC Strips	EM017	Ciprofloxacin	Low risk	20/12/2012
ASS- Ezy MIC Strips	EM018	Clarithromycin	Low risk	20/12/2012
ASS- Ezy MIC Strips	EM019	Clindamycin	Low risk	20/12/2012
ASS- Ezy MIC Strips	EM020	Colistin	Low risk	20/12/2012
ASS- Ezy MIC Strips	EM020S	Colistin	Low risk	04/07/2018
ASS- Ezy MIC Strips	EM021	Co-Trimoxazole (1:19)	Low risk	20/12/2012
ASS- Ezy MIC Strips	EM021S	Co-Trimoxazole (1:19)	Low risk	04/07/2018
ASS- Ezy MIC Strips	EM022	Erythromycin	Low risk	20/12/2012
ASS- Ezy MIC Strips	EM023	Fusidic Acid	Low risk	20/12/2012
ASS- Ezy MIC Strips	EM024	Gatifloxacin	Low risk	20/12/2012
ASS- Ezy MIC Strips	EM025	Gentamicin	Low risk	20/12/2012
ASS- Ezy MIC Strips	EM026	Kanamycin	Low risk	20/12/2012
ASS- Ezy MIC Strips	EM027	Levofloxacin	Low risk	20/12/2012
ASS- Ezy MIC Strips	EM029	Linezolid	Low risk	20/12/2012
ASS- Ezy MIC Strips	EM032	Minocycline	Low risk	20/12/2012
ASS- Ezy MIC Strips	EM033	Moxifloxacin	Low risk	20/12/2012
ASS- Ezy MIC Strips	EM035	Nalidixic acid	Low risk	20/12/2012
ASS- Ezy MIC Strips	EM037	Nitrofurantoin	Low risk	20/12/2012
ASS- Ezy MIC Strips	EM038	Norfloxacin	Low risk	20/12/2012
ASS- Ezy MIC Strips	EM039	Ofloxacin	Low risk	20/12/2012

ASS- Ezy MIC Strips	EM041	Piperacillin	Low risk	20/12/2012
ASS- Ezy MIC Strips	EM042	Piperacillin/Tazobactam	Low risk	20/12/2012
ASS- Ezy MIC Strips	EM043	Polymixin B	Low risk	20/12/2012
ASS- Ezy MIC Strips	EM044	Pristinomyacin (Quinupristin/Dalfopristin)	Low risk	20/12/2012
ASS- Ezy MIC Strips	EM045	Rifampicin	Low risk	20/12/2012
ASS- Ezy MIC Strips	EM046	Roxithromycin	Low risk	20/12/2012
ASS- Ezy MIC Strips	EM047	Sparfloxacin	Low risk	20/12/2012
ASS- Ezy MIC Strips	EM048	Streptomycin	Low risk	20/12/2012
ASS- Ezy MIC Strips	EM055	Teicoplanin	Low risk	20/12/2012
ASS- Ezy MIC Strips	EM055S	Teicoplanin	Low risk	04/07/2018
ASS- Ezy MIC Strips	EM056	Tetracycline	Low risk	20/12/2012
ASS- Ezy MIC Strips	EM057	Ticarcillin	Low risk	20/12/2012
ASS- Ezy MIC Strips	EM058	Tobramycin	Low risk	20/12/2012
ASS- Ezy MIC Strips	EM059	Trimethoprim	Low risk	20/12/2012
ASS- Ezy MIC Strips	EM060	Vancomycin	Low risk	20/12/2012
ASS- Ezy MIC Strips	EM060S	Vancomycin	Low risk	04/07/2018
ASS- Ezy MIC Strips	EM061	Gentamicin	Low risk	20/12/2012
ASS- Ezy MIC Strips	EM062	Penicillin	Low risk	20/12/2012
ASS- Ezy MIC Strips	EM063	Oxacillin - Vancomycin	Low risk	20/12/2012
ASS- Ezy MIC Strips	EM064	Cefotaxime	Low risk	20/12/2012
ASS- Ezy MIC Strips	EM065	Oxacillin	Low risk	20/12/2012
ASS- Ezy MIC Strips	EM066	Ceftriaxone	Low risk	20/12/2012
ASS- Ezy MIC Strips	EM066S	Ceftriaxone	Low risk	04/07/2018
ASS- Ezy MIC Strips	EM068	Ampicillin	Low risk	20/12/2012
ASS- Ezy MIC Strips	EM070	Cefepime	Low risk	20/12/2012
ASS- Ezy MIC Strips	EM071	Amphotericin-B	Low risk	20/12/2012
ASS- Ezy MIC Strips	EM072	Fluconazole	Low risk	20/12/2012
ASS- Ezy MIC Strips	EM073	Itraconazole	Low risk	20/12/2012
ASS- Ezy MIC Strips	EM074	Ketoconazole	Low risk	20/12/2012
ASS- Ezy MIC Strips	EM076	Gemifloxacin	Low risk	20/12/2012
ASS- Ezy MIC Strips	EM077	Vancomycin - Cefoxitin	Low risk	20/12/2012
ASS- Ezy MIC Strips	EM078	Imipenem w&w/o EDTA	Low risk	20/12/2012
ASS- Ezy MIC Strips	EM079A	Triple ESBL detection Strip	Low risk	20/12/2012
ASS- Ezy MIC Strips	EM080	Meropenem	Low risk	20/12/2012
ASS- Ezy MIC Strips	EM081A	ESBL & AmpC Detection Strip	Low risk	20/12/2012
ASS- Ezy MIC Strips	EM082	Ciprofloxacin	Low risk	20/12/2012
ASS- Ezy MIC Strips	EM083	Co-Trimoxazole (1:19)	Low risk	20/12/2012
ASS- Ezy MIC Strips	EM084	Penicillin	Low risk	20/12/2012
ASS- Ezy MIC Strips	EM085	Ertapenem	Low risk	20/12/2012
ASS- Ezy MIC Strips	EM086	Voriconazole	Low risk	20/12/2012

ASS- Ezy MIC Strips	EM087	Mupirocin	Low risk	20/12/2012
ASS- Ezy MIC Strips	EM088	Daptomycin (Supplemented with Calcium ions)	Low risk	20/12/2012
ASS- Ezy MIC Strips	EM089	Tigecycline	Low risk	20/12/2012
ASS- Ezy MIC Strips	EM090	Doripenem	Low risk	20/12/2012
ASS- Ezy MIC Strips	EM091	Faropenem	Low risk	20/12/2012
ASS- Ezy MIC Strips	EM092	Meropenem with & without EDTA	Low risk	20/12/2012
ASS- Ezy MIC Strips	EM093	Cefepime/Tazobactam (2:1)	Low risk	20/12/2012
ASS- Ezy MIC Strips	EM094	Cefoperazone/Sulbactam (2:1)	Low risk	20/12/2012
ASS- Ezy MIC Strips	EM095	Netilmicin	Low risk	20/12/2012
ASS- Ezy MIC Strips	EM097	Ceftriaxone/Sulbactam (2:1)	Low risk	20/12/2012
ASS- Ezy MIC Strips	EM098	Ceftazidime / Ceftazidime+ Clavulanic acid	Low risk	20/12/2012
ASS- Ezy MIC Strips	EM099	Cefotaxime / Cefotaxime + Clavulanic acid	Low risk	20/12/2012
ASS- Ezy MIC Strips	EM100	Cefotaxime	Low risk	20/12/2012
ASS- Ezy MIC Strips	EM101	Cefoxitin	Low risk	20/12/2012
ASS- Ezy MIC Strips	EM102	Cefuroxime	Low risk	20/12/2012
ASS- Ezy MIC Strips	EM103	Doxycycline	Low risk	20/12/2012
ASS- Ezy MIC Strips	EM104	Imipenem	Low risk	20/12/2012
ASS- Ezy MIC Strips	EM105	Cefotetan	Low risk	20/12/2012
ASS- Ezy MIC Strips	EM106	Cephalothin	Low risk	20/12/2012
ASS- Ezy MIC Strips	EM107	Cefaclor	Low risk	20/12/2012
ASS- Ezy MIC Strips	EM108	Fosfomicin	Low risk	20/12/2012
ASS- Ezy MIC Strips	EM109	Ampicillin/Sulbactam	Low risk	20/12/2012
ASS- Ezy MIC Strips	EM110	Cefixime	Low risk	20/12/2012
ASS- Ezy MIC Strips	EM111	Vancomycin - Teicoplanin	Low risk	20/12/2012
ASS- Ezy MIC Strips	EM112	Cefoperazone	Low risk	20/12/2012
ASS- Ezy MIC Strips	EM113	Cefonicid	Low risk	20/12/2012
ASS- Ezy MIC Strips	EM114	Cefmetazole	Low risk	20/12/2012
ASS- Ezy MIC Strips	EM115	Enrofloxacin	Low risk	20/12/2012
ASS- Ezy MIC Strips	EM116	Cefepime / cefepime + Clavulanic acid	Low risk	20/12/2012
ASS- Ezy MIC Strips	EM117	Ceftriaxone / Ceftriaxone + Clavulanic acid	Low risk	20/12/2012
ASS- Ezy MIC Strips	EM118	Flucytosine	Low risk	20/12/2012
ASS- Ezy MIC Strips	EM119	Caspofungin	Low risk	20/12/2012
ASS- Ezy MIC Strips	EM120	Posaconazole	Low risk	20/12/2012
ASS- Ezy MIC Strips	EM121	Micafungin	Low risk	20/12/2012
ASS- Ezy MIC Strips	EM122	Anidulafungin	Low risk	20/12/2012
ASS- Ezy MIC Strips	EM123	Ceftizoxime	Low risk	20/12/2012
ASS- Ezy MIC Strips	EM124	Mecillinam	Low risk	20/12/2012
ASS- Ezy MIC Strips	EM125	Ticarcillin/Clavulanic Acid	Low risk	20/12/2012
ASS- Ezy MIC Strips	EM126	Bacitracin	Low risk	20/12/2012
ASS- Ezy MIC Strips	EM127	Cefotetan / Cefotetan + Cloxacillin	Low risk	20/12/2012

ASS- Ezy MIC Strips	EM128	Metronidazole	Low risk	20/12/2012
ASS- Ezy MIC Strips	EM129	Cefpodoxime	Low risk	20/12/2012
ASS- Ezy MIC Strips	EM130	Cefprozil	Low risk	20/12/2012
ASS- Ezy MIC Strips	EM131	Sulbactam	Low risk	20/12/2012
ASS- Ezy MIC Strips	EM132	Improved ESBL Detection Ezy MIC Strip (Mix+/Mix)	Low risk	25/08/2016
ASS- Ezy MIC Strips	EM133	Improved AmpC Detection Ezy MIC Strip (Mix+/Mix)	Low risk	25/08/2016
ASS- Ezy MIC Strips	EM134	MBL Plus ESBL Detection Ezy MIC Strip (ESBL+/ESBL)	Low risk	25/08/2016
ASS- Ezy MIC Strips	EM135	MBL Plus AmpC Detection Ezy MIC Strip (AmpC+/Amp)	Low risk	25/08/2016
ASS- Ezy MIC Strips	EM136	ESBL-AmpC Coexistence Detection Ezy MIC Kit	Low risk	25/08/2016
ASS- Ezy MIC Strips	EM137	MBL-ESBL-AmpC Co-existence Detection Ezy MIC Kit	Low risk	25/08/2016
ASS- Ezy MIC Strips	EM138	Cefpodoxime/Clavulanic Acid Ezy MIC Strip	Low risk	25/08/2016
ASS- Ezy MIC Strips	EM139	Amoxyclav Ezy MIC Strip (AUG) (0.016-256 mcg/ml)	Low risk	25/08/2016
ASS- Ezy MIC Strips	EM140	Ampicillin/Sulbactam Ezy MIC Strip (SAM) (4 mcg/ml)	Low risk	25/08/2016
ASS- Ezy MIC Strips	EM141	Ertapenem/Ertapenem + Boronic acid Ezy MIC Strip (ETP+/ETP)	Low risk	25/08/2016
ASS- Ezy MIC Strips	EM142	Terbinafine Ezy MIC Strip(TRB) (0.002-32 mcg/ml)	Low risk	25/08/2016
ASS- Ezy MIC Strips	EM143	Griseofulvin Ezy MIC Strip (GRI) (0.002-32 mcg/ml)	Low risk	25/08/2016
ASS- Ezy MIC Strips	EM144	Clotrimazole Ezy MIC Strip (CLO) (0.002-32 mcg/ml)	Low risk	25/08/2016
ASS- Ezy MIC Strips	EM145	Terbinafine Ezy MIC Strip(TRB) (0.002-32 mcg/ml)	Low risk	25/08/2016
ASS- Ezy MIC Strips	EM146	Miconazole Ezy MIC Strip (MIC) (0.002-32 mcg/ml)	Low risk	25/08/2016
ASS- Ezy MIC Strips	EM147	Flucloxacillin Ezy MIC Strip (FLC) (0.016-256 mcg/ml)	Low risk	04/07/2018
ASS- Ezy MIC Strips	EM148	Cefepime/Clavulanic acid Ezy MIC Strip (FIC) (0.016-256 mcg/ml)	Low risk	04/07/2018
ASS- Ezy MIC Strips	EM149	Ceftazidime /Tazobactam Ezy MIC Strip (CAT) (0.016-256 mcg/ml)	Low risk	04/07/2018
ASS- Ezy MIC Strips	EM150	Natamycin Ezy MIC Strip (NAT) (0.016-256 mcg/ml)	Low risk	22/04/2019
ASS- Ezy MIC Strips	EM151	Cefpirome/Sulbactam Ezy MIC™ Strip	Low risk	22/04/2019
ASS- Ezy MIC Strips	EM152	Ceftizoxime/Sulbactam Ezy MIC™ Strip	Low risk	10/11/2020
ASS- Ezy MIC Strips	EM153	Ceftazidime/Avibactam Ezy MIC™ Strip	Low risk	10/11/2020
ASS- Ezy MIC Strips	EM154	Faropenem/Clavulanic acid Ezy MIC™ strip (FAC)	Low risk	01/11/2020
ASS- Ezy MIC Strips	EM155	Cefuroxime/Clavulanic acid Ezy MIC™ strip (CXC)	Low risk	01/11/2020
ASS- Ezy MIC Strips	EM701	Xylomonas Ezy MIC Strip (0.016-256mcg/ml)	Low risk	25/08/2016
ASS- Ezy MIC Strips	EM702	Arbekacin Ezy MIC Strip (ABK) (0.016-256 mcg/ml)	Low risk	25/08/2016
ASS- Ezy MIC Strips	EM703	Garenoxacin Ezy MIC Strip (0.002-32 mcg/ml)	Low risk	25/08/2016
ASS- Ezy MIC Strips	EM705	Biapenem Ezy MIC Strip (BPM) (0.002-32 mcg/ml)	Low risk	25/08/2016
ASS- Ezy MIC Strips	EM706	Reinvexin Ezy MIC Strip (PB) (0.016-256 mcg/ml)	Low risk	16/12/2017
ASS- Sensitivity Discs (Multi Discs)	HX001	Hexa G-plus 1	Low risk	20/12/2012
ASS- Sensitivity Discs (Multi Discs)	HX002	Hexa G-plus 2	Low risk	20/12/2012
ASS- Sensitivity Discs (Multi Discs)	HX003	Hexa G-plus 3	Low risk	20/12/2012
ASS- Sensitivity Discs (Multi Discs)	HX004	Hexa G-plus 4	Low risk	20/12/2012

ASS- Sensitivity Discs (Multi Discs)	HX005	Hexa G-plus 5	Low risk	20/12/2012
ASS- Sensitivity Discs (Multi Discs)	HX006	Hexa G-minus 1	Low risk	20/12/2012
ASS- Sensitivity Discs (Multi Discs)	HX007	Hexa G-minus 2	Low risk	20/12/2012
ASS- Sensitivity Discs (Multi Discs)	HX008	Hexa G-minus 3	Low risk	20/12/2012
ASS- Sensitivity Discs (Multi Discs)	HX009	Hexa G-minus 4	Low risk	25/08/2016
ASS- Sensitivity Discs (Multi Discs)	HX010	Hexa G-minus 5	Low risk	20/12/2012
ASS- Sensitivity Discs (Multi Discs)	HX011	Hexa Pseudo 1	Low risk	20/12/2012
ASS- Sensitivity Discs (Multi Discs)	HX012	Hexa Pseudo 2	Low risk	20/12/2012
ASS- Sensitivity Discs (Multi Discs)	HX013	Hexa Pseudo 3	Low risk	20/12/2012
ASS- Sensitivity Discs (Multi Discs)	HX014	Hexa UTI-1	Low risk	20/12/2012
ASS- Sensitivity Discs (Multi Discs)	HX015	Hexa UTI-2	Low risk	20/12/2012
ASS- Sensitivity Discs (Multi Discs)	HX016	Hexa Haemophilus 1	Low risk	25/08/2016
ASS- Sensitivity Discs (Multi Discs)	HX017	Hexa Haemophilus 2	Low risk	20/12/2012
ASS- Sensitivity Discs (Multi Discs)	HX018	Hexa Haemophilus 3	Low risk	25/08/2016
ASS- Sensitivity Discs (Multi Discs)	HX019	Hexa Pneumococci 1	Low risk	25/08/2016
ASS- Sensitivity Discs (Multi Discs)	HX020	Hexa Pneumococci 2	Low risk	20/12/2012
ASS- Sensitivity Discs (Multi Discs)	HX021	Hexa Anaerobic 1	Low risk	20/12/2012
ASS- Sensitivity Discs (Multi Discs)	HX022	Hexa G-plus 6	Low risk	20/12/2012
ASS- Sensitivity Discs (Multi Discs)	HX023	Hexa G-plus 7	Low risk	20/12/2012
ASS- Sensitivity Discs (Multi Discs)	HX024	Hexa G-plus 8	Low risk	20/12/2012
ASS- Sensitivity Discs (Multi Discs)	HX025	Hexa G-Minus 6	Low risk	25/08/2016
ASS- Sensitivity Discs (Multi Discs)	HX026	Hexa Pseudo 4	Low risk	20/12/2012
ASS- Sensitivity Discs (Multi Discs)	HX027	Hexa G-Plus 9	Low risk	20/12/2012
ASS- Sensitivity Discs (Multi Discs)	HX028	Hexa G-minus 7	Low risk	20/12/2012
ASS- Sensitivity Discs (Multi Discs)	HX029	Hexa Pseudo 5	Low risk	20/12/2012
ASS- Sensitivity Discs (Multi Discs)	HX030	Hexa G-Minus 8	Low risk	20/12/2012
ASS- Sensitivity Discs (Multi Discs)	HX031	Hexa G-Plus 10	Low risk	20/12/2012

ASS- Sensitivity Discs (Multi Discs)	HX032	Hexa Universal - 1	Low risk	20/12/2012
ASS- Sensitivity Discs (Multi Discs)	HX033	Hexa UTI 3	Low risk	20/12/2012
ASS- Sensitivity Discs (Multi Discs)	HX034	Hexa G-plus11	Low risk	20/12/2012
ASS- Sensitivity Discs (Multi Discs)	HX035	Hexa G-minus 9	Low risk	20/12/2012
ASS- Sensitivity Discs (Multi Discs)	HX036	Hexa G-minus 29	Low risk	20/12/2012
ASS- Sensitivity Discs (Multi Discs)	HX037	Hexa UTI 4	Low risk	20/12/2012
ASS- Sensitivity Discs (Multi Discs)	HX038	Hexa Universal-2	Low risk	20/12/2012
ASS- Sensitivity Discs (Multi Discs)	HX039	Hexa G-plus 12	Low risk	20/12/2012
ASS- Sensitivity Discs (Multi Discs)	HX040	Hexa G-plus 13	Low risk	20/12/2012
ASS- Sensitivity Discs (Multi Discs)	HX041	Hexa Pneumococci - 3	Low risk	25/08/2016
ASS- Sensitivity Discs (Multi Discs)	HX042	Hexa Pneumococci-4	Low risk	20/12/2012
ASS- Sensitivity Discs (Multi Discs)	HX043	Hexa Pneumococci - 5	Low risk	25/08/2016
ASS- Sensitivity Discs (Multi Discs)	HX044	Hexa Pneumococci - 6	Low risk	25/08/2016
ASS- Sensitivity Discs (Multi Discs)	HX045	Hexa Pneumococci-7	Low risk	20/12/2012
ASS- Sensitivity Discs (Multi Discs)	HX046	Hexa Pneumococci-8	Low risk	20/12/2012
ASS- Sensitivity Discs (Multi Discs)	HX047	Hexa G-plus 25	Low risk	20/12/2012
ASS- Sensitivity Discs (Multi Discs)	HX048	Hexa G-plus 26	Low risk	20/12/2012
ASS- Sensitivity Discs (Multi Discs)	HX049	Hexa G-plus 27	Low risk	20/12/2012
ASS- Sensitivity Discs (Multi Discs)	HX050	Hexa Pseudo 6	Low risk	25/08/2016
ASS- Sensitivity Discs (Multi Discs)	HX051	Hexa Pseudo 7	Low risk	20/12/2012
ASS- Sensitivity Discs (Multi Discs)	HX052	Hexa Pseudo 8	Low risk	25/08/2016
ASS- Sensitivity Discs (Multi Discs)	HX053	Hexa Pseudo 9	Low risk	20/12/2012
ASS- Sensitivity Discs (Multi Discs)	HX054	Hexa Pseudo 10	Low risk	20/12/2012
ASS- Sensitivity Discs (Multi Discs)	HX055	Hexa Pseudo 11	Low risk	20/12/2012
ASS- Sensitivity Discs (Multi Discs)	HX056	Hexa G-minus 26	Low risk	20/12/2012
ASS- Sensitivity Discs (Multi Discs)	HX057	Hexa G-minus 27	Low risk	20/12/2012
ASS- Sensitivity Discs (Multi Discs)	HX058	Hexa G-minus 28	Low risk	20/12/2012

ASS- Sensitivity Discs (Multi Discs)	HX059	Hexa G-minus 10	Low risk	20/12/2012
ASS- Sensitivity Discs (Multi Discs)	HX060	Hexa G-minus 11	Low risk	20/12/2012
ASS- Sensitivity Discs (Multi Discs)	HX061	Hexa G-Minus 12	Low risk	25/08/2016
ASS- Sensitivity Discs (Multi Discs)	HX062	Hexa G-minus 13	Low risk	20/12/2012
ASS- Sensitivity Discs (Multi Discs)	HX063	Hexa G-minus 14	Low risk	20/12/2012
ASS- Sensitivity Discs (Multi Discs)	HX064	Hexa G-minus 15	Low risk	20/12/2012
ASS- Sensitivity Discs (Multi Discs)	HX065	Hexa G-Minus 16	Low risk	25/08/2016
ASS- Sensitivity Discs (Multi Discs)	HX066	Hexa G-minus 17	Low risk	20/12/2012
ASS- Sensitivity Discs (Multi Discs)	HX067	Hexa G-minus 18	Low risk	20/12/2012
ASS- Sensitivity Discs (Multi Discs)	HX068	Hexa G-minus 19	Low risk	20/12/2012
ASS- Sensitivity Discs (Multi Discs)	HX069	Hexa G-minus 20	Low risk	20/12/2012
ASS- Sensitivity Discs (Multi Discs)	HX070	Hexa G-minus 21	Low risk	20/12/2012
ASS- Sensitivity Discs (Multi Discs)	HX071	Hexa G-Minus 22	Low risk	25/08/2016
ASS- Sensitivity Discs (Multi Discs)	HX072	Hexa UTI 4 (Modified)	Low risk	20/12/2012
ASS- Sensitivity Discs (Multi Discs)	HX073	Hexa UTI 5	Low risk	20/12/2012
ASS- Sensitivity Discs (Multi Discs)	HX074	Hexa UTI 6	Low risk	20/12/2012
ASS- Sensitivity Discs (Multi Discs)	HX075	Hexa UTI 7	Low risk	20/12/2012
ASS- Sensitivity Discs (Multi Discs)	HX076	Hexa UTI 8	Low risk	20/12/2012
ASS- Sensitivity Discs (Multi Discs)	HX077	Hexa UTI 9	Low risk	20/12/2012
ASS- Sensitivity Discs (Multi Discs)	HX078	Hexa UTI 10	Low risk	25/08/2016
ASS- Sensitivity Discs (Multi Discs)	HX079	Hexa UTI 11	Low risk	20/12/2012
ASS- Sensitivity Discs (Multi Discs)	HX080	Hexa G-plus 14	Low risk	20/12/2012
ASS- Sensitivity Discs (Multi Discs)	HX081	Hexa G-plus 15	Low risk	20/12/2012
ASS- Sensitivity Discs (Multi Discs)	HX082	Hexa G-Plus 16	Low risk	25/08/2016
ASS- Sensitivity Discs (Multi Discs)	HX083	Hexa G-plus 17	Low risk	20/12/2012
ASS- Sensitivity Discs (Multi Discs)	HX084	Hexa Haemophilus 4	Low risk	20/12/2012
ASS- Sensitivity Discs (Multi Discs)	HX085	Hexa Haemophilus 5	Low risk	25/08/2016

ASS- Sensitivity Discs (Multi Discs)	HX086	Hexa Haemophilus 6	Low risk	20/12/2012
ASS- Sensitivity Discs (Multi Discs)	HX087	Hexa Haemophilus 7	Low risk	20/12/2012
ASS- Sensitivity Discs (Multi Discs)	HX088	Hexa Haemophilus 8	Low risk	20/12/2012
ASS- Sensitivity Discs (Multi Discs)	HX089	Hexa Haemophilus 9	Low risk	20/12/2012
ASS- Sensitivity Discs (Multi Discs)	HX090	Hexa G-plus 18	Low risk	20/12/2012
ASS- Sensitivity Discs (Multi Discs)	HX091	Hexa G-plus 19	Low risk	20/12/2012
ASS- Sensitivity Discs (Multi Discs)	HX092	Hexa G-plus 20	Low risk	20/12/2012
ASS- Sensitivity Discs (Multi Discs)	HX093	Hexa G-plus 21	Low risk	20/12/2012
ASS- Sensitivity Discs (Multi Discs)	HX094	Hexa G-Plus 22	Low risk	25/08/2016
ASS- Sensitivity Discs (Multi Discs)	HX095	Hexa G-minus 23	Low risk	20/12/2012
ASS- Sensitivity Discs (Multi Discs)	HX096	Hexa G-minus 24	Low risk	20/12/2012
ASS- Sensitivity Discs (Multi Discs)	HX097	Hexa Universal-2	Low risk	25/08/2016
ASS- Sensitivity Discs (Multi Discs)	HX098	Hexa Universal-3	Low risk	25/08/2016
ASS- Sensitivity Discs (Multi Discs)	HX099	Hexa UTI 12	Low risk	25/08/2016
ASS- Sensitivity Discs (Multi Discs)	HX100	Hexa G-Plus 23	Low risk	25/08/2016
ASS- Sensitivity Discs (Multi Discs)	HX101	Hexa G-plus 24	Low risk	20/12/2012
ASS- Sensitivity Discs (Multi Discs)	HX102	Hexa G-minus 25	Low risk	20/12/2012
ASS- Sensitivity Discs (Multi Discs)	HX103	Hexa Pseudo 12	Low risk	20/12/2012
ASS- Sensitivity Discs (Multi Discs)	HX104	Hexa Antimycyco-01	Low risk	20/12/2012
ASS- Sensitivity Discs (Multi Discs)	HX700	Hexa G-Plus 25	Low risk	25/08/2016
ASS- Sensitivity Discs (Multi Discs)	HX701	Hexa G-Minus 26	Low risk	25/08/2016
ASS- Sensitivity Discs (Multi Discs)	HX703	Hexa Pseudo-13	Low risk	25/08/2016
ASS- Sensitivity Discs (Multi Discs)	HX704	Hexa G-Minus 27	Low risk	25/08/2016
ASS- Sensitivity Discs (Multi Discs)	HX705	Hexa Anaerobic 2	Low risk	25/08/2016
ASS- Sensitivity Discs (Multi Discs)	HX706	Hexa UTI 14	Low risk	25/08/2016
ASS- Sensitivity Discs (Multi Discs)	HX707	Hexa G-Plus 26	Low risk	25/08/2016
ASS- Sensitivity Discs (Multi Discs)	HX708	Hexa G-Minus 28	Low risk	25/08/2016

ASS- Sensitivity Discs (Multi Discs)	HX709	Hexa Pseudo 14	Low risk	25/08/2016
ASS- Sensitivity Discs (Multi Discs)	HX710	Hexa UTI-15	Low risk	25/08/2016
ASS- Sensitivity Discs (Multi Discs)	HX711	Hexa G-Plus 27	Low risk	25/08/2016
ASS- Sensitivity Discs (Multi Discs)	HX712	Hexa Pseudo 15	Low risk	25/08/2016
ASS- Sensitivity Discs (Multi Discs)	HX713	Hexa Anaerobic-3	Low risk	25/08/2016
ASS- Sensitivity Discs (Multi Discs)	HX714	Hexa Combi 1	Low risk	25/08/2016
ASS- Sensitivity Discs (Multi Discs)	HX715	Hexa Universal 4	Low risk	25/08/2016
ASS- Sensitivity Discs (Multi Discs)	HX716	Hexa Universal 5	Low risk	25/08/2016
ASS- Sensitivity Discs (Multi Discs)	HX717	Hexa Combi 2	Low risk	25/08/2016
ASS- Sensitivity Discs (Multi Discs)	HX718	Hexa Combi 3	Low risk	25/08/2016
ASS- Sensitivity Discs (Multi Discs)	HX719	Hexa Combi 4	Low risk	25/08/2016
ASS- Sensitivity Discs (Multi Discs)	HX720	Hexa Combi 5	Low risk	25/08/2016
ASS- Sensitivity Discs (Multi Discs)	HX721	Hexa Combi 6	Low risk	25/08/2016
ASS- Sensitivity Discs (Multi Discs)	HX722	Hexa Combi 7	Low risk	25/08/2016
ASS- Sensitivity Discs (Multi Discs)	HX723	Hexa Combi 8	Low risk	25/08/2016
ASS- Sensitivity Discs (Multi Discs)	HX724	Hexa Combi 9	Low risk	28/04/2017
ASS- Sensitivity Discs (Multi Discs)	HX725	Hexa Combi 10	Low risk	28/04/2017
ASS- Sensitivity Discs (Multi Discs)	HX726	Hexa Combi 11	Low risk	28/04/2017
ASS- Sensitivity Discs (Multi Discs)	IC001	Icosa Universal - 1	Low risk	20/12/2012
ASS- Sensitivity Discs (Multi Discs)	IC002	Icosa G-I-Plus	Low risk	20/12/2012
ASS- Sensitivity Discs (Multi Discs)	IC003	Icosa G-I-Minus	Low risk	20/12/2012
ASS- Sensitivity Discs (Multi Discs)	IC004	Icosa UTI - 1	Low risk	20/12/2012
ASS- Sensitivity Discs (Multi Discs)	IC005	Icosa Pseudo - 1	Low risk	20/12/2012
ASS- Sensitivity Discs (Multi Discs)	IC006	Icosa Universal - 2	Low risk	20/12/2012
ASS- Sensitivity Discs (Multi Discs)	IC007	Icosa Pseudo - 2	Low risk	20/12/2012
ASS- Sensitivity Discs (Multi Discs)	IC008	Icosa G-II-Minus	Low risk	20/12/2012
ASS- Sensitivity Discs (Multi Discs)	IC701	Icosa Universal - 3	Low risk	25/08/2016

ASS- Sensitivity Discs (Multi Discs)	IC702	Icosa Universal - 4	Low risk	25/08/2016
ASS- Sensitivity Discs (Multi Discs)	IC703	Icosa Universal 5	Low risk	25/08/2016
ASS-HiComb MIC Strips	MD001	Amikacin	Low risk	20/12/2012
ASS-HiComb MIC Strips	MD002	Amoxicillin	Low risk	20/12/2012
ASS-HiComb MIC Strips	MD003	Amoxyclav (Amoxicillin/ Clavulanic acid)	Low risk	20/12/2012
ASS-HiComb MIC Strips	MD004	Azithromycin	Low risk	20/12/2012
ASS-HiComb MIC Strips	MD005	Azlocillin	Low risk	20/12/2012
ASS-HiComb MIC Strips	MD006	Aztreonam	Low risk	20/12/2012
ASS-HiComb MIC Strips	MD007	Carbenicillin	Low risk	20/12/2012
ASS-HiComb MIC Strips	MD008	Cefazolin	Low risk	20/12/2012
ASS-HiComb MIC Strips	MD009	Cefdinir	Low risk	20/12/2012
ASS-HiComb MIC Strips	MD010	Cefepime	Low risk	20/12/2012
ASS-HiComb MIC Strips	MD011	Cefpirome	Low risk	20/12/2012
ASS-HiComb MIC Strips	MD012	Ceftazidime	Low risk	20/12/2012
ASS-HiComb MIC Strips	MD013	Ceftriaxone	Low risk	20/12/2012
ASS-HiComb MIC Strips	MD014	Cefalexin (Cephalexin)	Low risk	20/12/2012
ASS-HiComb MIC Strips	MD015	Cefotaxime (Cephotaxime)	Low risk	20/12/2012
ASS-HiComb MIC Strips	MD016	Chloramphenicol	Low risk	20/12/2012
ASS-HiComb MIC Strips	MD017	Ciprofloxacin	Low risk	20/12/2012
ASS-HiComb MIC Strips	MD018	Clarithromycin	Low risk	20/12/2012
ASS-HiComb MIC Strips	MD019	Clindamycin	Low risk	20/12/2012
ASS-HiComb MIC Strips	MD020	Colistin (Methane Sulphonate)	Low risk	20/12/2012
ASS-HiComb MIC Strips	MD021	Co-Trimoxazole (Sulpha/Trimethoprim)	Low risk	20/12/2012
ASS-HiComb MIC Strips	MD022	Erythromycin	Low risk	20/12/2012
ASS-HiComb MIC Strips	MD023	Fusidic Acid	Low risk	20/12/2012
ASS-HiComb MIC Strips	MD024	Gatifloxacin	Low risk	20/12/2012
ASS-HiComb MIC Strips	MD025	Gentamicin	Low risk	20/12/2012

ASS-HiComb MIC Strips	MD026	Kanamycin	Low risk	20/12/2012
ASS-HiComb MIC Strips	MD027	Levofloxacin	Low risk	20/12/2012
ASS-HiComb MIC Strips	MD028	Lincomycin	Low risk	20/12/2012
ASS-HiComb MIC Strips	MD029	Linezolid	Low risk	20/12/2012
ASS-HiComb MIC Strips	MD030	Lomefloxacin	Low risk	20/12/2012
ASS-HiComb MIC Strips	MD031	Methicillin	Low risk	20/12/2012
ASS-HiComb MIC Strips	MD032	Minocycline	Low risk	20/12/2012
ASS-HiComb MIC Strips	MD033	Moxifloxacin	Low risk	20/12/2012
ASS-HiComb MIC Strips	MD034	Mupirocin	Low risk	20/12/2012
ASS-HiComb MIC Strips	MD035	Nalidixic Acid	Low risk	20/12/2012
ASS-HiComb MIC Strips	MD036	Neomycin	Low risk	20/12/2012
ASS-HiComb MIC Strips	MD037	Nitrofurantoin	Low risk	20/12/2012
ASS-HiComb MIC Strips	MD038	Norfloxacin	Low risk	20/12/2012
ASS-HiComb MIC Strips	MD039	Ofloxacin	Low risk	20/12/2012
ASS-HiComb MIC Strips	MD040	Pefloxacin	Low risk	20/12/2012
ASS-HiComb MIC Strips	MD041	Piperacillin	Low risk	20/12/2012
ASS-HiComb MIC Strips	MD042	Piperacillin/Tazobactam	Low risk	20/12/2012
ASS-HiComb MIC Strips	MD043	Polymyxin-B	Low risk	20/12/2012
ASS-HiComb MIC Strips	MD044	Pristinomylin (Quinupristin/Dalfopristin)	Low risk	20/12/2012
ASS-HiComb MIC Strips	MD045	Rifampicin	Low risk	20/12/2012
ASS-HiComb MIC Strips	MD046	Roxithromycin	Low risk	20/12/2012
ASS-HiComb MIC Strips	MD047	Sparfloxacin	Low risk	20/12/2012
ASS-HiComb MIC Strips	MD048	Streptomycin	Low risk	20/12/2012
ASS-HiComb MIC Strips	MD049	Sulfasomidine	Low risk	20/12/2012
ASS-HiComb MIC Strips	MD050	Sulphadiazine	Low risk	20/12/2012
ASS-HiComb MIC Strips	MD051	Sulphafurazole (Sulfisoxazole)	Low risk	20/12/2012
ASS-HiComb MIC Strips	MD052	Sulphamethizole	Low risk	20/12/2012

ASS-HiComb MIC Strips	MD053	Sulphamethoxypyridazine	Low risk	20/12/2012
ASS-HiComb MIC Strips	MD054	Sulphaphenazole	Low risk	20/12/2012
ASS-HiComb MIC Strips	MD055	Teicoplanin	Low risk	20/12/2012
ASS-HiComb MIC Strips	MD056	Tetracycline	Low risk	20/12/2012
ASS-HiComb MIC Strips	MD057	Ticarcillin	Low risk	20/12/2012
ASS-HiComb MIC Strips	MD058	Tobramycin	Low risk	20/12/2012
ASS-HiComb MIC Strips	MD059	Trimethoprim	Low risk	20/12/2012
ASS-HiComb MIC Strips	MD060	Vancomycin	Low risk	20/12/2012
ASS-HiComb MIC Strips	MD061	Gentamicin	Low risk	20/12/2012
ASS-HiComb MIC Strips	MD062	Benzyl Penicillin	Low risk	20/12/2012
ASS-HiComb MIC Strips	MD063	Vancomycin	Low risk	20/12/2012
ASS-HiComb MIC Strips	MD064	Cefotaxime (Cephotaxime)	Low risk	20/12/2012
ASS-HiComb MIC Strips	MD065	Oxacillin	Low risk	20/12/2012
ASS-HiComb MIC Strips	MD066	Ceftriaxone	Low risk	20/12/2012
ASS-HiComb MIC Strips	MD067	Amikacin	Low risk	20/12/2012
ASS-HiComb MIC Strips	MD068	Ampicillin	Low risk	20/12/2012
ASS-HiComb MIC Strips	MD069	Ceftazidime	Low risk	20/12/2012
ASS-HiComb MIC Strips	MD070	Cefepime	Low risk	20/12/2012
ASS-HiComb MIC Strips	MD071	Amphotericin B	Low risk	20/12/2012
ASS-HiComb MIC Strips	MD072	Fluconazole	Low risk	20/12/2012
ASS-HiComb MIC Strips	MD073	Itraconazole	Low risk	20/12/2012
ASS-HiComb MIC Strips	MD074	Ketoconazole	Low risk	20/12/2012
ASS-HiComb MIC Strips	MD076	Gemifloxacin	Low risk	20/12/2012
ASS-HiComb MIC Strips	MD701	Cefepime/Tazobactam	Low risk	25/08/2016
ASS-HiComb MIC Strips	MD702	Ceftazidime/Tazobactam	Low risk	25/08/2016
ASS-HiComb MIC Strips	MD704	Nadifloxacin	Low risk	25/08/2016
ASS-HiComb MIC Strips	MD706	Cefoperazone/Tazobactam CST	Low risk	25/08/2016

ASS-HiComb MIC Strips	MD707	Balofloxacin	Low risk	25/08/2016
ASS-HiComb MIC Strips	MD708	Cefuroxime CXM	Low risk	25/08/2016
ASS-HiComb MIC Strips	MD709	Cefpodaxime CPD	Low risk	25/08/2016
ASS-HiComb MIC Strips	MD710	Cefpodaxime / Clavulanic acid (2:1)	Low risk	25/08/2016
ASS-HiComb MIC Strips	MD711	Netilmicin NET	Low risk	25/08/2016
ASS-HiComb MIC Strips	MD712	Cefixime CFM	Low risk	25/08/2016
ASS-HiComb MIC Strips	MD713	Pazufloxacin	Low risk	25/08/2016
ASS- Sensitivity Discs (Multi Discs)	OD001	G-I-plus	Low risk	20/12/2012
ASS- Sensitivity Discs (Multi Discs)	OD001R	G-I-plus	Low risk	20/12/2012
ASS- Sensitivity Discs (Multi Discs)	OD002	G-II-plus	Low risk	20/12/2012
ASS- Sensitivity Discs (Multi Discs)	OD002R	G-II-plus	Low risk	20/12/2012
ASS- Sensitivity Discs (Multi Discs)	OD003	G-III-plus	Low risk	20/12/2012
ASS- Sensitivity Discs (Multi Discs)	OD0032R	Combi I	Low risk	25/08/2016
ASS- Sensitivity Discs (Multi Discs)	OD003R	G-III-plus	Low risk	20/12/2012
ASS- Sensitivity Discs (Multi Discs)	OD004	G-IV-plus	Low risk	20/12/2012
ASS- Sensitivity Discs (Multi Discs)	OD004R	G-IV-plus	Low risk	20/12/2012
ASS- Sensitivity Discs (Multi Discs)	OD005	G-I-minus	Low risk	20/12/2012
ASS- Sensitivity Discs (Multi Discs)	OD005R	G-I-minus	Low risk	20/12/2012
ASS- Sensitivity Discs (Multi Discs)	OD006	G-II-minus	Low risk	20/12/2012
ASS- Sensitivity Discs (Multi Discs)	OD006R	G-II-minus	Low risk	20/12/2012
ASS- Sensitivity Discs (Multi Discs)	OD007	G-III-minus	Low risk	20/12/2012
ASS- Sensitivity Discs (Multi Discs)	OD007R	G-III-minus	Low risk	20/12/2012
ASS- Sensitivity Discs (Multi Discs)	OD008	Pseudo	Low risk	20/12/2012
ASS- Sensitivity Discs (Multi Discs)	OD008R	Pseudo	Low risk	20/12/2012
ASS- Sensitivity Discs (Multi Discs)	OD009	UTI-I	Low risk	20/12/2012
ASS- Sensitivity Discs (Multi Discs)	OD009R	UTI-I	Low risk	20/12/2012
ASS- Sensitivity Discs (Multi Discs)	OD010	UTI-II	Low risk	20/12/2012

ASS- Sensitivity Discs (Multi Discs)	OD010R	UTI-II	Low risk	20/12/2012
ASS- Sensitivity Discs (Multi Discs)	OD011	G-X-plus	Low risk	20/12/2012
ASS- Sensitivity Discs (Multi Discs)	OD011R	G-X-plus	Low risk	20/12/2012
ASS- Sensitivity Discs (Multi Discs)	OD012	G-IX-plus	Low risk	25/08/2016
ASS- Sensitivity Discs (Multi Discs)	OD012R	G-IX-plus	Low risk	25/08/2016
ASS- Sensitivity Discs (Multi Discs)	OD014	G-IV-minus	Low risk	20/12/2012
ASS- Sensitivity Discs (Multi Discs)	OD014R	G-IV-minus	Low risk	20/12/2012
ASS- Sensitivity Discs (Multi Discs)	OD015	G-V-minus	Low risk	20/12/2012
ASS- Sensitivity Discs (Multi Discs)	OD015R	G-V-minus	Low risk	20/12/2012
ASS- Sensitivity Discs (Multi Discs)	OD016	UTI-IV	Low risk	25/08/2016
ASS- Sensitivity Discs (Multi Discs)	OD016R	UTI-IV	Low risk	25/08/2016
ASS- Sensitivity Discs (Multi Discs)	OD017	UTI-VI	Low risk	20/12/2012
ASS- Sensitivity Discs (Multi Discs)	OD017R	UTI-VI	Low risk	20/12/2012
ASS- Sensitivity Discs (Multi Discs)	OD018	UTI-VII	Low risk	20/12/2012
ASS- Sensitivity Discs (Multi Discs)	OD018R	UTI-VII	Low risk	20/12/2012
ASS- Sensitivity Discs (Multi Discs)	OD019	UTI-V	Low risk	20/12/2012
ASS- Sensitivity Discs (Multi Discs)	OD019R	UTI-V	Low risk	20/12/2012
ASS- Sensitivity Discs (Multi Discs)	OD020	Combi I	Low risk	20/12/2012
ASS- Sensitivity Discs (Multi Discs)	OD020R	Combi I	Low risk	20/12/2012
ASS- Sensitivity Discs (Multi Discs)	OD021	Combi II	Low risk	20/12/2012
ASS- Sensitivity Discs (Multi Discs)	OD021R	Combi II	Low risk	20/12/2012
ASS- Sensitivity Discs (Multi Discs)	OD022	Combi III	Low risk	20/12/2012
ASS- Sensitivity Discs (Multi Discs)	OD022R	Combi III	Low risk	20/12/2012
ASS- Sensitivity Discs (Multi Discs)	OD023	Combi IV	Low risk	20/12/2012
ASS- Sensitivity Discs (Multi Discs)	OD023R	Combi IV	Low risk	20/12/2012
ASS- Sensitivity Discs (Multi Discs)	OD024	Combi V	Low risk	25/08/2016
ASS- Sensitivity Discs (Multi Discs)	OD024R	Combi V	Low risk	25/08/2016

ASS- Sensitivity Discs (Multi Discs)	OD025	Combi VI	Low risk	20/12/2012
ASS- Sensitivity Discs (Multi Discs)	OD025R	Combi VI	Low risk	20/12/2012
ASS- Sensitivity Discs (Multi Discs)	OD026	Combi VII	Low risk	20/12/2012
ASS- Sensitivity Discs (Multi Discs)	OD026R	Combi VII	Low risk	20/12/2012
ASS- Sensitivity Discs (Multi Discs)	OD027	Combi VIII	Low risk	25/08/2016
ASS- Sensitivity Discs (Multi Discs)	OD027R	Combi VIII	Low risk	25/08/2016
ASS- Sensitivity Discs (Multi Discs)	OD028	Combi IX	Low risk	25/08/2016
ASS- Sensitivity Discs (Multi Discs)	OD028R	Combi IX	Low risk	25/08/2016
ASS- Sensitivity Discs (Multi Discs)	OD029	Combi X	Low risk	25/08/2016
ASS- Sensitivity Discs (Multi Discs)	OD029R	Combi X	Low risk	25/08/2016
ASS- Sensitivity Discs (Multi Discs)	OD030	Combi XI	Low risk	20/12/2012
ASS- Sensitivity Discs (Multi Discs)	OD030R	Combi XI	Low risk	20/12/2012
ASS- Sensitivity Discs (Multi Discs)	OD031	Combi XII	Low risk	20/12/2012
ASS- Sensitivity Discs (Multi Discs)	OD031R	Combi XII	Low risk	20/12/2012
ASS- Sensitivity Discs (Multi Discs)	OD032	Combi XIII	Low risk	20/12/2012
ASS- Sensitivity Discs (Multi Discs)	OD032R	Combi XIII	Low risk	20/12/2012
ASS- Sensitivity Discs (Multi Discs)	OD033	G-V-plus	Low risk	20/12/2012
ASS- Sensitivity Discs (Multi Discs)	OD033R	G-V-plus	Low risk	20/12/2012
ASS- Sensitivity Discs (Multi Discs)	OD034	G-VI-plus	Low risk	20/12/2012
ASS- Sensitivity Discs (Multi Discs)	OD034R	G-VI-plus	Low risk	20/12/2012
ASS- Sensitivity Discs (Multi Discs)	OD035	UTI III	Low risk	20/12/2012
ASS- Sensitivity Discs (Multi Discs)	OD035R	UTI III	Low risk	20/12/2012
ASS- Sensitivity Discs (Multi Discs)	OD036	Pseudo I	Low risk	20/12/2012
ASS- Sensitivity Discs (Multi Discs)	OD036R	Pseudo I	Low risk	20/12/2012
ASS- Sensitivity Discs (Multi Discs)	OD037	G-VII-plus	Low risk	25/08/2016
ASS- Sensitivity Discs (Multi Discs)	OD037R	G-VII-plus	Low risk	25/08/2016
ASS- Sensitivity Discs (Multi Discs)	OD038	G-VIII-plus	Low risk	20/12/2012

ASS- Sensitivity Discs (Multi Discs)	OD038R	G-VIII-plus	Low risk	20/12/2012
ASS- Sensitivity Discs (Multi Discs)	OD039	G-XI-plus	Low risk	25/08/2016
ASS- Sensitivity Discs (Multi Discs)	OD039R	G-XI-plus	Low risk	25/08/2016
ASS- Sensitivity Discs (Multi Discs)	OD040	UTI-VIII	Low risk	25/08/2016
ASS- Sensitivity Discs (Multi Discs)	OD040R	UTI-VIII	Low risk	25/08/2016
ASS- Sensitivity Discs (Multi Discs)	OD041	G-XII-plus	Low risk	20/12/2012
ASS- Sensitivity Discs (Multi Discs)	OD041R	G-XII-plus	Low risk	20/12/2012
ASS- Sensitivity Discs (Multi Discs)	OD042	G-VI-minus	Low risk	20/12/2012
ASS- Sensitivity Discs (Multi Discs)	OD042R	G-VI-minus	Low risk	20/12/2012
ASS- Sensitivity Discs (Multi Discs)	OD043	G-VII-minus	Low risk	20/12/2012
ASS- Sensitivity Discs (Multi Discs)	OD043R	G-VII-minus	Low risk	20/12/2012
ASS- Sensitivity Discs (Multi Discs)	OD044	G-VIII-minus	Low risk	20/12/2012
ASS- Sensitivity Discs (Multi Discs)	OD044R	G-VIII-minus	Low risk	20/12/2012
ASS- Sensitivity Discs (Multi Discs)	OD045	G-IX-minus	Low risk	20/12/2012
ASS- Sensitivity Discs (Multi Discs)	OD045R	G-IX-minus	Low risk	20/12/2012
ASS- Sensitivity Discs (Multi Discs)	OD046	G-X-minus	Low risk	25/08/2016
ASS- Sensitivity Discs (Multi Discs)	OD046R	G-X-minus	Low risk	25/08/2016
ASS- Sensitivity Discs (Multi Discs)	OD047	G-XI-minus	Low risk	20/12/2012
ASS- Sensitivity Discs (Multi Discs)	OD047R	G-XI-minus	Low risk	20/12/2012
ASS- Sensitivity Discs (Multi Discs)	OD048	UTI-IX	Low risk	25/08/2016
ASS- Sensitivity Discs (Multi Discs)	OD048R	UTI-IX	Low risk	25/08/2016
ASS- Sensitivity Discs (Multi Discs)	OD049	G-XIII- plus	Low risk	25/08/2016
ASS- Sensitivity Discs (Multi Discs)	OD049R	G-XIII- plus	Low risk	25/08/2016
ASS- Sensitivity Discs (Multi Discs)	OD050	G-XIV- plus	Low risk	20/12/2012
ASS- Sensitivity Discs (Multi Discs)	OD050R	G-XIV- plus	Low risk	20/12/2012
ASS- Sensitivity Discs (Multi Discs)	OD051	UTI-X	Low risk	20/12/2012
ASS- Sensitivity Discs (Multi Discs)	OD051R	UTI-X	Low risk	20/12/2012

ASS- Sensitivity Discs (Multi Discs)	OD052	UTI-XI	Low risk	25/08/2016
ASS- Sensitivity Discs (Multi Discs)	OD052R	UTI-XI	Low risk	25/08/2016
ASS- Sensitivity Discs (Multi Discs)	OD053	G-XII-minus	Low risk	20/12/2012
ASS- Sensitivity Discs (Multi Discs)	OD053R	G-XII-minus	Low risk	20/12/2012
ASS- Sensitivity Discs (Multi Discs)	OD054	UTI-XII	Low risk	20/12/2012
ASS- Sensitivity Discs (Multi Discs)	OD054R	UTI-XII	Low risk	20/12/2012
ASS- Sensitivity Discs (Multi Discs)	OD055	G-XIII-minus	Low risk	20/12/2012
ASS- Sensitivity Discs (Multi Discs)	OD055R	G-XIII-minus	Low risk	20/12/2012
ASS- Sensitivity Discs (Multi Discs)	OD056	Combi 59	Low risk	25/08/2016
ASS- Sensitivity Discs (Multi Discs)	OD056R	Combi 59	Low risk	25/08/2016
ASS- Sensitivity Discs (Multi Discs)	OD057	G-XVIII-minus	Low risk	20/12/2012
ASS- Sensitivity Discs (Multi Discs)	OD057R	G-XVIII-minus	Low risk	20/12/2012
ASS- Sensitivity Discs (Multi Discs)	OD058	G-XIX-minus	Low risk	25/08/2016
ASS- Sensitivity Discs (Multi Discs)	OD058R	G-XIX-minus	Low risk	25/08/2016
ASS- Sensitivity Discs (Multi Discs)	OD059	G-XX-minus	Low risk	25/08/2016
ASS- Sensitivity Discs (Multi Discs)	OD059R	G-XX-minus	Low risk	25/08/2016
ASS- Sensitivity Discs (Multi Discs)	OD060	G-XXI-minus	Low risk	20/12/2012
ASS- Sensitivity Discs (Multi Discs)	OD060R	G-XXI-minus	Low risk	20/12/2012
ASS- Sensitivity Discs (Multi Discs)	OD061	G-XXII-minus	Low risk	20/12/2012
ASS- Sensitivity Discs (Multi Discs)	OD061R	G-XXII-minus	Low risk	20/12/2012
ASS- Sensitivity Discs (Multi Discs)	OD062	G-XXIII-minus	Low risk	25/08/2016
ASS- Sensitivity Discs (Multi Discs)	OD062R	G-XXIII-minus	Low risk	25/08/2016
ASS- Sensitivity Discs (Multi Discs)	OD063	Pseudo V	Low risk	20/12/2012
ASS- Sensitivity Discs (Multi Discs)	OD063R	Pseudo V	Low risk	20/12/2012
ASS- Sensitivity Discs (Multi Discs)	OD064	Combi-XIV	Low risk	25/08/2016
ASS- Sensitivity Discs (Multi Discs)	OD064R	Combi XIV	Low risk	25/08/2016
ASS- Sensitivity Discs (Multi Discs)	OD065	UTI-XVII	Low risk	25/08/2016

ASS- Sensitivity Discs (Multi Discs)	OD065R	UTI-XVII	Low risk	25/08/2016
ASS- Sensitivity Discs (Multi Discs)	OD066	Combi 82	Low risk	20/12/2012
ASS- Sensitivity Discs (Multi Discs)	OD066R	Combi 82	Low risk	20/12/2012
ASS- Sensitivity Discs (Multi Discs)	OD067	Combi 83	Low risk	20/12/2012
ASS- Sensitivity Discs (Multi Discs)	OD067R	Combi 83	Low risk	20/12/2012
ASS- Sensitivity Discs (Multi Discs)	OD202	Comb XXI	Low risk	25/08/2016
ASS- Sensitivity Discs (Multi Discs)	OD209	Combi 28	Low risk	25/08/2016
ASS- Sensitivity Discs (Multi Discs)	OD211	Combi 30	Low risk	25/08/2016
ASS- Sensitivity Discs (Multi Discs)	OD211R	Combi 30	Low risk	25/08/2016
ASS- Sensitivity Discs (Multi Discs)	OD212	Combi 31	Low risk	25/08/2016
ASS- Sensitivity Discs (Multi Discs)	OD215	Combi 34	Low risk	25/08/2016
ASS- Sensitivity Discs (Multi Discs)	OD215R	Combi 34	Low risk	25/08/2016
ASS- Sensitivity Discs (Multi Discs)	OD216	Combi 35	Low risk	25/08/2016
ASS- Sensitivity Discs (Multi Discs)	OD216R	Combi 35	Low risk	25/08/2016
ASS- Sensitivity Discs (Multi Discs)	OD220	Combi 39	Low risk	25/08/2016
ASS- Sensitivity Discs (Multi Discs)	OD221	Combi 40	Low risk	25/08/2016
ASS- Sensitivity Discs (Multi Discs)	OD223	G XIV minus	Low risk	25/08/2016
ASS- Sensitivity Discs (Multi Discs)	OD224	G XV plus	Low risk	25/08/2016
ASS- Sensitivity Discs (Multi Discs)	OD225	UTI XIII	Low risk	25/08/2016
ASS- Sensitivity Discs (Multi Discs)	OD226	Combi 41	Low risk	25/08/2016
ASS- Sensitivity Discs (Multi Discs)	OD227	UTI-XIV	Low risk	25/08/2016
ASS- Sensitivity Discs (Multi Discs)	OD228	Pseudo II	Low risk	25/08/2016
ASS- Sensitivity Discs (Multi Discs)	OD229	G-XV-minus	Low risk	25/08/2016
ASS- Sensitivity Discs (Multi Discs)	OD230	G-XVI-plus	Low risk	25/08/2016
ASS- Sensitivity Discs (Multi Discs)	OD231	Combi -42	Low risk	25/08/2016
ASS- Sensitivity Discs (Multi Discs)	OD232	Combi 43	Low risk	25/08/2016
ASS- Sensitivity Discs (Multi Discs)	OD233	Combi 44	Low risk	25/08/2016

ASS- Sensitivity Discs (Multi Discs)	OD233R	Combi 44	Low risk	25/08/2016
ASS- Sensitivity Discs (Multi Discs)	OD234	Combi 45	Low risk	25/08/2016
ASS- Sensitivity Discs (Multi Discs)	OD234R	Combi 45	Low risk	25/08/2016
ASS- Sensitivity Discs (Multi Discs)	OD241	Combi 49	Low risk	25/08/2016
ASS- Sensitivity Discs (Multi Discs)	OD241R	Combi 49	Low risk	25/08/2016
ASS- Sensitivity Discs (Multi Discs)	OD243	G XVII minus	Low risk	25/08/2016
ASS- Sensitivity Discs (Multi Discs)	OD244	G XIX plus	Low risk	25/08/2016
ASS- Sensitivity Discs (Multi Discs)	OD248	Combi-53	Low risk	25/08/2016
ASS- Sensitivity Discs (Multi Discs)	OD249	Combi-54	Low risk	25/08/2016
ASS- Sensitivity Discs (Multi Discs)	OD250	Pseudo - III for Pseudomonas	Low risk	25/08/2016
ASS- Sensitivity Discs (Multi Discs)	OD251	GXX plus	Low risk	25/08/2016
ASS- Sensitivity Discs (Multi Discs)	OD253	Combi 56	Low risk	25/08/2016
ASS- Sensitivity Discs (Multi Discs)	OD256	Combi 59	Low risk	20/12/2012
ASS- Sensitivity Discs (Multi Discs)	OD256R	Combi 59	Low risk	20/12/2012
ASS- Sensitivity Discs (Multi Discs)	OD257	Combi 60	Low risk	20/12/2012
ASS- Sensitivity Discs (Multi Discs)	OD257R	Combi 60	Low risk	20/12/2012
ASS- Sensitivity Discs (Multi Discs)	OD258	Combi 61	Low risk	20/12/2012
ASS- Sensitivity Discs (Multi Discs)	OD258R	Combi 61	Low risk	20/12/2012
ASS- Sensitivity Discs (Multi Discs)	OD259	Combi 62	Low risk	25/08/2016
ASS- Sensitivity Discs (Multi Discs)	OD259R	Combi 62	Low risk	25/08/2016
ASS- Sensitivity Discs (Multi Discs)	OD260	UTI-XIII	Low risk	25/08/2016
ASS- Sensitivity Discs (Multi Discs)	OD261	UTI-XIV	Low risk	25/08/2016
ASS- Sensitivity Discs (Multi Discs)	OD262	UTI-E	Low risk	25/08/2016
ASS- Sensitivity Discs (Multi Discs)	OD263	UTI-XV	Low risk	25/08/2016
ASS- Sensitivity Discs (Multi Discs)	OD264	Pseudo II	Low risk	25/08/2016
ASS- Sensitivity Discs (Multi Discs)	OD265	Combi 63	Low risk	25/08/2016
ASS- Sensitivity Discs (Multi Discs)	OD266	Combi 64	Low risk	25/08/2016

ASS- Sensitivity Discs (Multi Discs)	OD267	Combi 65	Low risk	25/08/2016
ASS- Sensitivity Discs (Multi Discs)	OD268	Combi 66	Low risk	25/08/2016
ASS- Sensitivity Discs (Multi Discs)	OD269	Combi 67	Low risk	20/12/2012
ASS- Sensitivity Discs (Multi Discs)	OD269R	Combi 67	Low risk	20/12/2012
ASS- Sensitivity Discs (Multi Discs)	OD270	Combi 68	Low risk	20/12/2012
ASS- Sensitivity Discs (Multi Discs)	OD270R	Combi 68	Low risk	20/12/2012
ASS- Sensitivity Discs (Multi Discs)	OD271	Combi 69	Low risk	20/12/2012
ASS- Sensitivity Discs (Multi Discs)	OD271R	Combi 69	Low risk	20/12/2012
ASS- Sensitivity Discs (Multi Discs)	OD272	Combi 70	Low risk	20/12/2012
ASS- Sensitivity Discs (Multi Discs)	OD272R	Combi 70	Low risk	20/12/2012
ASS- Sensitivity Discs (Multi Discs)	OD273	Combi 71	Low risk	20/12/2012
ASS- Sensitivity Discs (Multi Discs)	OD273R	Combi 71	Low risk	20/12/2012
ASS- Sensitivity Discs (Multi Discs)	OD274	Combi 72	Low risk	25/08/2016
ASS- Sensitivity Discs (Multi Discs)	OD274R	Combi 72	Low risk	25/08/2016
ASS- Sensitivity Discs (Multi Discs)	OD275	Combi 73	Low risk	25/08/2016
ASS- Sensitivity Discs (Multi Discs)	OD275R	Combi 73	Low risk	25/08/2016
ASS- Sensitivity Discs (Multi Discs)	OD275RS	Combi 60	Low risk	25/08/2016
ASS- Sensitivity Discs (Multi Discs)	OD275S	Combi 60	Low risk	25/08/2016
ASS- Sensitivity Discs (Multi Discs)	OD276	Combi 84	Low risk	20/12/2012
ASS- Sensitivity Discs (Multi Discs)	OD276R	Combi 84	Low risk	20/12/2012
ASS- Sensitivity Discs (Multi Discs)	OD277	Combi 77	Low risk	20/12/2012
ASS- Sensitivity Discs (Multi Discs)	OD277R	Combi 77	Low risk	20/12/2012
ASS- Sensitivity Discs (Multi Discs)	OD278	Combi 78	Low risk	20/12/2012
ASS- Sensitivity Discs (Multi Discs)	OD278R	Combi 78	Low risk	20/12/2012
ASS- Sensitivity Discs (Multi Discs)	OD279	Combi 79	Low risk	25/08/2016
ASS- Sensitivity Discs (Multi Discs)	OD279R	Combi 79	Low risk	25/08/2016
ASS- Sensitivity Discs (Multi Discs)	OD280	Combi 80	Low risk	20/12/2012

ASS- Sensitivity Discs (Multi Discs)	OD280R	Combi 80	Low risk	20/12/2012
ASS- Sensitivity Discs (Multi Discs)	OD281	Combi 85	Low risk	20/12/2012
ASS- Sensitivity Discs (Multi Discs)	OD281R	Combi 85	Low risk	20/12/2012
ASS- Sensitivity Discs (Multi Discs)	OD282	Combi 505	Low risk	20/12/2012
ASS- Sensitivity Discs (Multi Discs)	OD282R	Combi 505	Low risk	20/12/2012
ASS- Sensitivity Discs (Multi Discs)	OD283	Combi 506	Low risk	20/12/2012
ASS- Sensitivity Discs (Multi Discs)	OD283R	Combi 506	Low risk	20/12/2012
ASS- Sensitivity Discs (Multi Discs)	OD284	Combi 508	Low risk	20/12/2012
ASS- Sensitivity Discs (Multi Discs)	OD284R	Combi 508	Low risk	20/12/2012
ASS- Sensitivity Discs (Multi Discs)	OD285	Combi 509	Low risk	20/12/2012
ASS- Sensitivity Discs (Multi Discs)	OD285R	Combi 509	Low risk	20/12/2012
ASS- Sensitivity Discs (Multi Discs)	OD286	Combi 510	Low risk	20/12/2012
ASS- Sensitivity Discs (Multi Discs)	OD286R	Combi 510	Low risk	20/12/2012
ASS- Sensitivity Discs (Multi Discs)	OD287	Combi 511	Low risk	20/12/2012
ASS- Sensitivity Discs (Multi Discs)	OD287R	Combi 511	Low risk	20/12/2012
ASS- Sensitivity Discs (Multi Discs)	OD288	Combi 512	Low risk	25/08/2016
ASS- Sensitivity Discs (Multi Discs)	OD288R	Combi 512	Low risk	25/08/2016
ASS- Sensitivity Discs (Multi Discs)	OD289	Combi 513	Low risk	20/12/2012
ASS- Sensitivity Discs (Multi Discs)	OD289R	Combi 513	Low risk	20/12/2012
ASS- Sensitivity Discs (Multi Discs)	OD290	Combi 514	Low risk	20/12/2012
ASS- Sensitivity Discs (Multi Discs)	OD290R	Combi 514	Low risk	20/12/2012
ASS- Sensitivity Discs (Multi Discs)	OD291	Combi 90	Low risk	20/12/2012
ASS- Sensitivity Discs (Multi Discs)	OD291R	Combi 90	Low risk	20/12/2012
ASS- Sensitivity Discs (Multi Discs)	OD292	Combi 91	Low risk	20/12/2012
ASS- Sensitivity Discs (Multi Discs)	OD292R	Combi 91	Low risk	20/12/2012
ASS- Sensitivity Discs (Multi Discs)	OD293	Combi 92	Low risk	20/12/2012
ASS- Sensitivity Discs (Multi Discs)	OD293R	Combi 92	Low risk	20/12/2012

ASS- Sensitivity Discs (Multi Discs)	OD294	Combi 93	Low risk	20/12/2012
ASS- Sensitivity Discs (Multi Discs)	OD294R	Combi 93	Low risk	20/12/2012
ASS- Sensitivity Discs (Multi Discs)	OD295	Combi 516	Low risk	20/12/2012
ASS- Sensitivity Discs (Multi Discs)	OD295R	Combi 516	Low risk	20/12/2012
ASS- Sensitivity Discs (Multi Discs)	OD296	Combi 517	Low risk	20/12/2012
ASS- Sensitivity Discs (Multi Discs)	OD296R	Combi 517	Low risk	20/12/2012
ASS- Sensitivity Discs (Multi Discs)	OD297	Combi 518	Low risk	20/12/2012
ASS- Sensitivity Discs (Multi Discs)	OD297R	Combi 518	Low risk	20/12/2012
ASS- Sensitivity Discs (Multi Discs)	OD298	Combi 94	Low risk	20/12/2012
ASS- Sensitivity Discs (Multi Discs)	OD298R	Combi 94	Low risk	20/12/2012
ASS- Sensitivity Discs (Multi Discs)	OD299	Combi 95	Low risk	20/12/2012
ASS- Sensitivity Discs (Multi Discs)	OD299R	Combi 95	Low risk	20/12/2012
ASS- Sensitivity Discs (Multi Discs)	OD300	Combi 96	Low risk	20/12/2012
ASS- Sensitivity Discs (Multi Discs)	OD300R	Combi 96	Low risk	20/12/2012
ASS- Sensitivity Discs (Multi Discs)	OD301	G minus-24	Low risk	20/12/2012
ASS- Sensitivity Discs (Multi Discs)	OD301R	G minus-24	Low risk	20/12/2012
ASS- Sensitivity Discs (Multi Discs)	OD302	G minus-25	Low risk	20/12/2012
ASS- Sensitivity Discs (Multi Discs)	OD302R	G minus-25	Low risk	20/12/2012
ASS- Sensitivity Discs (Multi Discs)	OD303	G Plus-15	Low risk	20/12/2012
ASS- Sensitivity Discs (Multi Discs)	OD303R	G Plus-15	Low risk	20/12/2012
ASS- Sensitivity Discs (Multi Discs)	OD304	G Plus-16	Low risk	20/12/2012
ASS- Sensitivity Discs (Multi Discs)	OD304R	G Plus-16	Low risk	20/12/2012
ASS- Sensitivity Discs (Multi Discs)	OD305	G Plus-17	Low risk	20/12/2012
ASS- Sensitivity Discs (Multi Discs)	OD305R	G Plus-17	Low risk	20/12/2012
ASS- Sensitivity Discs (Multi Discs)	OD306	UTI-18	Low risk	20/12/2012
ASS- Sensitivity Discs (Multi Discs)	OD306R	UTI-18	Low risk	20/12/2012
ASS- Sensitivity Discs (Multi Discs)	OD307	Pseudo VI	Low risk	20/12/2012

ASS- Sensitivity Discs (Multi Discs)	OD307R	Pseudo VI	Low risk	20/12/2012
ASS- Sensitivity Discs (Multi Discs)	OD308	Universal - 1	Low risk	20/12/2012
ASS- Sensitivity Discs (Multi Discs)	OD308R	Universal - 1	Low risk	20/12/2012
ASS- Sensitivity Discs (Multi Discs)	OD309	G Plus-18	Low risk	20/12/2012
ASS- Sensitivity Discs (Multi Discs)	OD309R	G Plus-18	Low risk	20/12/2012
ASS- Sensitivity Discs (Multi Discs)	OD310	G minus-26	Low risk	20/12/2012
ASS- Sensitivity Discs (Multi Discs)	OD310R	G minus-26	Low risk	20/12/2012
ASS- Sensitivity Discs (Multi Discs)	OD311	G minus-27	Low risk	20/12/2012
ASS- Sensitivity Discs (Multi Discs)	OD311R	G minus-27	Low risk	20/12/2012
ASS- Sensitivity Discs (Multi Discs)	OD312	G Minus - 28	Low risk	20/12/2012
ASS- Sensitivity Discs (Multi Discs)	OD312R	G Minus - 28	Low risk	20/12/2012
ASS- Sensitivity Discs (Multi Discs)	OD313	G Minus - 29	Low risk	20/12/2012
ASS- Sensitivity Discs (Multi Discs)	OD313R	G Minus - 29	Low risk	20/12/2012
ASS- Sensitivity Discs (Multi Discs)	OD704	Combi 77	Low risk	25/08/2016
ASS- Sensitivity Discs (Multi Discs)	OD705	Combi 78	Low risk	25/08/2016
ASS- Sensitivity Discs (Multi Discs)	OD706	Combi 79	Low risk	25/08/2016
ASS- Sensitivity Discs (Multi Discs)	OD707	Combi 80	Low risk	25/08/2016
ASS- Sensitivity Discs (Multi Discs)	OD708	Combi 81	Low risk	25/08/2016
ASS- Sensitivity Discs (Multi Discs)	OD709	Combi 85	Low risk	25/08/2016
ASS- Sensitivity Discs (Multi Discs)	OD710	Combi 86	Low risk	25/08/2016
ASS- Sensitivity Discs (Multi Discs)	OD711	Combi 501	Low risk	25/08/2016
ASS- Sensitivity Discs (Multi Discs)	OD712	Combi 502	Low risk	25/08/2016
ASS- Sensitivity Discs (Multi Discs)	OD713	Combi 503	Low risk	25/08/2016
ASS- Sensitivity Discs (Multi Discs)	OD714	Combi 504	Low risk	25/08/2016
ASS- Sensitivity Discs (Multi Discs)	OD715	Combi 505	Low risk	25/08/2016
ASS- Sensitivity Discs (Multi Discs)	OD716	Combi 506	Low risk	25/08/2016
ASS- Sensitivity Discs (Multi Discs)	OD717	Octodiscs-A	Low risk	25/08/2016

ASS- Sensitivity Discs (Multi Discs)	OD718	Octodiscs-B	Low risk	25/08/2016
ASS- Sensitivity Discs (Multi Discs)	OD719	Octodiscs-C	Low risk	25/08/2016
ASS- Sensitivity Discs (Multi Discs)	OD720	Octodiscs-D	Low risk	25/08/2016
ASS- Sensitivity Discs (Multi Discs)	OD721	Octodiscs-E	Low risk	25/08/2016
ASS- Sensitivity Discs (Multi Discs)	OD722	Octodiscs-F	Low risk	25/08/2016
ASS- Sensitivity Discs (Multi Discs)	OD723	Octodiscs-G	Low risk	25/08/2016
ASS- Sensitivity Discs (Multi Discs)	OD724	Combi 507	Low risk	25/08/2016
ASS- Sensitivity Discs (Multi Discs)	OD725	Combi 508	Low risk	25/08/2016
ASS- Sensitivity Discs (Multi Discs)	OD726	Combi 509	Low risk	25/08/2016
ASS- Sensitivity Discs (Multi Discs)	OD727	Combi 510	Low risk	25/08/2016
ASS- Sensitivity Discs (Multi Discs)	OD728	Combi 511	Low risk	25/08/2016
ASS- Sensitivity Discs (Multi Discs)	OD729	Combi 512	Low risk	25/08/2016
ASS- Sensitivity Discs (Multi Discs)	OD730	Combi 513	Low risk	25/08/2016
ASS- Sensitivity Discs (Multi Discs)	OD731	Combi 514	Low risk	25/08/2016
ASS- Sensitivity Discs (Multi Discs)	OD732	Combi 515	Low risk	25/08/2016
ASS- Sensitivity Discs (Multi Discs)	OD733	Combi 516	Low risk	25/08/2016
ASS- Sensitivity Discs (Multi Discs)	OD734	Combi 517	Low risk	25/08/2016
ASS- Sensitivity Discs (Multi Discs)	OD735	Combi 518	Low risk	25/08/2016
ASS- Sensitivity Discs (Multi Discs)	OD736R	Combi 519	Low risk	25/08/2016
ASS- Sensitivity Discs (Multi Discs)	OD737	Combi 520	Low risk	25/08/2016
ASS- Sensitivity Discs (Multi Discs)	OD737R	Combi 520	Low risk	25/08/2016
ASS- Sensitivity Discs (Multi Discs)	OD738	Combi 521	Low risk	25/08/2016
ASS- Sensitivity Discs (Multi Discs)	OD738R	Combi 521	Low risk	25/08/2016
ASS- Sensitivity Discs (Multi Discs)	OD739	Combi 522	Low risk	25/08/2016
ASS- Sensitivity Discs (Multi Discs)	OD739R	Combi 522	Low risk	25/08/2016
ASS- Sensitivity Discs (Multi Discs)	OD740	Combi 523	Low risk	25/08/2016
ASS- Sensitivity Discs (Multi Discs)	OD740R	Combi 523	Low risk	25/08/2016

ASS- Sensitivity Discs (Multi Discs)	OD741	Combi 524	Low risk	25/08/2016
ASS- Sensitivity Discs (Multi Discs)	OD741R	Combi 524	Low risk	25/08/2016
ASS- Sensitivity Discs (Multi Discs)	OD742	Combi 525	Low risk	25/08/2016
ASS- Sensitivity Discs (Multi Discs)	OD742R	Combi 525	Low risk	25/08/2016
ASS- Sensitivity Discs (Multi Discs)	OD743	Combi 526	Low risk	25/08/2016
ASS- Sensitivity Discs (Multi Discs)	OD743R	Combi 526	Low risk	25/08/2016
ASS- Sensitivity Discs (Multi Discs)	OD744	Combi 527	Low risk	25/08/2016
ASS- Sensitivity Discs (Multi Discs)	OD744R	Combi 527	Low risk	25/08/2016
ASS- Sensitivity Discs (Multi Discs)	OD745	Combi 528	Low risk	25/08/2016
ASS- Sensitivity Discs (Multi Discs)	OD745R	Combi 528	Low risk	25/08/2016
ASS- Sensitivity Discs (Multi Discs)	OD746	Combi 529	Low risk	25/08/2016
ASS- Sensitivity Discs (Multi Discs)	OD746R	Combi 529	Low risk	25/08/2016
ASS- Sensitivity Discs (Multi Discs)	OD747	Combi 530	Low risk	25/08/2016
ASS- Sensitivity Discs (Multi Discs)	OD747R	Combi 530	Low risk	25/08/2016
ASS- Sensitivity Discs (Multi Discs)	OD748	Combi 531	Low risk	25/08/2016
ASS- Sensitivity Discs (Multi Discs)	OD748R	Combi 531	Low risk	25/08/2016
ASS- Sensitivity Discs (Multi Discs)	OD749	Combi 532	Low risk	25/08/2016
ASS- Sensitivity Discs (Multi Discs)	OD749R	Combi 532	Low risk	25/08/2016
ASS- Sensitivity Discs (Multi Discs)	OD750	Combi 533	Low risk	25/08/2016
ASS- Sensitivity Discs (Multi Discs)	OD750R	Combi 533	Low risk	25/08/2016
ASS- Sensitivity Discs (Multi Discs)	OD751	Combi 534	Low risk	25/08/2016
ASS- Sensitivity Discs (Multi Discs)	OD751R	Combi 534	Low risk	25/08/2016
ASS- Sensitivity Discs (Multi Discs)	OD752	Combi 535	Low risk	25/08/2016
ASS- Sensitivity Discs (Multi Discs)	OD752R	Combi 535	Low risk	25/08/2016
ASS- Sensitivity Discs (Multi Discs)	OD753	Combi 536	Low risk	25/08/2016
ASS- Sensitivity Discs (Multi Discs)	OD753R	Combi 536	Low risk	25/08/2016
ASS- Sensitivity Discs (Multi Discs)	OD754	Combi 537	Low risk	25/08/2016

ASS- Sensitivity Discs (Multi Discs)	OD754R	Combi 537	Low risk	25/08/2016
ASS- Sensitivity Discs (Multi Discs)	OD755	Combi 538	Low risk	25/08/2016
ASS- Sensitivity Discs (Multi Discs)	OD755R	Combi 538	Low risk	25/08/2016
ASS- Sensitivity Discs (Multi Discs)	OD756	Combi 539	Low risk	25/08/2016
ASS- Sensitivity Discs (Multi Discs)	OD756R	Combi 539	Low risk	25/08/2016
ASS- Sensitivity Discs (Multi Discs)	OD757	Combi 540	Low risk	25/08/2016
ASS- Sensitivity Discs (Multi Discs)	OD757R	Combi 540	Low risk	25/08/2016
ASS- Sensitivity Discs (Multi Discs)	OD758	Combi 541	Low risk	25/08/2016
ASS- Sensitivity Discs (Multi Discs)	OD758R	Combi 541	Low risk	25/08/2016
ASS- Sensitivity Discs (Multi Discs)	OD759	Combi 542	Low risk	25/08/2016
ASS- Sensitivity Discs (Multi Discs)	OD759R	Combi 542	Low risk	25/08/2016
ASS- Sensitivity Discs (Multi Discs)	OD760	Combi 543	Low risk	25/08/2016
ASS- Sensitivity Discs (Multi Discs)	OD760R	Combi 543	Low risk	25/08/2016
ASS- Sensitivity Discs (Multi Discs)	OD761	Combi 544	Low risk	25/08/2016
ASS- Sensitivity Discs (Multi Discs)	OD761R	Combi 544	Low risk	25/08/2016
ASS- Sensitivity Discs (Multi Discs)	OD762	Combi 545	Low risk	25/08/2016
ASS- Sensitivity Discs (Multi Discs)	OD762R	Combi 545	Low risk	25/08/2016
ASS- Sensitivity Discs (Multi Discs)	OD763	Combi 546	Low risk	25/08/2016
ASS- Sensitivity Discs (Multi Discs)	OD763R	Combi 546	Low risk	25/08/2016
ASS- Sensitivity Discs (Multi Discs)	OD764	Combi 547	Low risk	25/08/2016
ASS- Sensitivity Discs (Multi Discs)	OD764R	Combi 547	Low risk	25/08/2016
ASS- Sensitivity Discs (Multi Discs)	OD765	Combi 548	Low risk	25/08/2016
ASS- Sensitivity Discs (Multi Discs)	OD765R	Combi 548	Low risk	25/08/2016
ASS- Sensitivity Discs (Multi Discs)	OD766	Combi 549	Low risk	25/08/2016
ASS- Sensitivity Discs (Multi Discs)	OD766R	Combi 549	Low risk	25/08/2016
ASS- Sensitivity Discs (Multi Discs)	OD767	Combi 550	Low risk	25/08/2016
ASS- Sensitivity Discs (Multi Discs)	OD767R	Combi 550	Low risk	25/08/2016

ASS- Sensitivity Discs (Multi Discs)	OD768	Combi 551	Low risk	25/08/2016
ASS- Sensitivity Discs (Multi Discs)	OD768R	Combi 551	Low risk	25/08/2016
ASS- Sensitivity Discs (Multi Discs)	OD769	Combi 552	Low risk	25/08/2016
ASS- Sensitivity Discs (Multi Discs)	OD769R	Combi 552	Low risk	25/08/2016
ASS- Sensitivity Discs (Multi Discs)	OD770	Combi 553	Low risk	25/08/2016
ASS- Sensitivity Discs (Multi Discs)	OD770R	Combi 553	Low risk	25/08/2016
ASS- Sensitivity Discs (Multi Discs)	OD771	Combi 554	Low risk	25/08/2016
ASS- Sensitivity Discs (Multi Discs)	OD771R	Combi 554	Low risk	25/08/2016
ASS- Sensitivity Discs (Multi Discs)	OD772	Combi 555	Low risk	16/12/2017
ASS- Sensitivity Discs (Multi Discs)	OD772R	Combi 555	Low risk	16/12/2017
ASS- Sensitivity Discs (Multi Discs)	OD773	Combi 556	Low risk	16/12/2017
ASS- Sensitivity Discs (Multi Discs)	OD773R	Combi 556	Low risk	16/12/2017
ASS- Sensitivity Discs (Multi Discs)	OD774	Combi 557	Low risk	16/12/2017
ASS- Sensitivity Discs (Multi Discs)	OD774R	Combi 557	Low risk	16/12/2017
ASS- Sensitivity Discs (Multi Discs)	OD775	Combi 558	Low risk	16/12/2017
ASS- Sensitivity Discs (Multi Discs)	OD775R	Combi 558	Low risk	16/12/2017
ASS- Sensitivity Discs (Multi Discs)	OD776	Combi 559	Low risk	04/07/2018
ASS- Sensitivity Discs (Multi Discs)	OD776R	Combi 559	Low risk	04/07/2018
ASS- Sensitivity Discs (Multi Discs)	OD777	Combi 560	Low risk	04/07/2018
ASS- Sensitivity Discs (Multi Discs)	OD777R	Combi 560	Low risk	04/07/2018
ASS- Sensitivity Discs (Multi Discs)	OD778	Combi 561	Low risk	04/07/2018
ASS- Sensitivity Discs (Multi Discs)	OD778R	Combi 561	Low risk	04/07/2018
ASS- Sensitivity Discs (Multi Discs)	OD779	Combi 562	Low risk	22/04/2019
ASS- Sensitivity Discs (Multi Discs)	OD779R	Combi 562	Low risk	22/04/2019
ASS- Sensitivity Discs (Multi Discs)	OD780	Combi 563	Low risk	10/11/2020
ASS- Sensitivity Discs (Multi Discs)	OD780R	Combi 563	Low risk	10/11/2020
ASS- Sensitivity Discs (Multi Discs)	OD781	Combi 564	Low risk	10/11/2020

ASS- Sensitivity Discs (Multi Discs)	OD781R	Combi 564	Low risk	10/11/2020
ASS- Sensitivity Discs (Multi Discs)	OD782	Combi 565	Low risk	10/11/2020
ASS- Sensitivity Discs (Multi Discs)	OD782R	Combi 565	Low risk	10/11/2020
ASS- Sensitivity Discs (Multi Discs)	OD783	Combi 566	Low risk	10/11/2020
ASS- Sensitivity Discs (Multi Discs)	OD783R	Combi 566	Low risk	10/11/2020
ASS- Sensitivity Discs (Multi Discs)	OD784	Combi 567	Low risk	10/11/2020
ASS- Sensitivity Discs (Multi Discs)	OD784R	Combi 567	Low risk	10/11/2020
ASS- Sensitivity Discs (Single Discs)	SD001	Amoxycillin	Low risk	20/12/2012
ASS- Sensitivity Discs (Single Discs)	SD002	Ampicillin	Low risk	20/12/2012
ASS- Sensitivity Discs (Single Discs)	SD002A	Ampicillin	Low risk	20/12/2012
ASS- Sensitivity Discs (Single Discs)	SD003	Bacitracin	Low risk	20/12/2012
ASS- Sensitivity Discs (Single Discs)	SD004	Carbenicillin	Low risk	20/12/2012
ASS- Sensitivity Discs (Single Discs)	SD005	Cefaloridine (Cephaloridine)	Low risk	20/12/2012
ASS- Sensitivity Discs (Single Discs)	SD006	Chloramphenicol	Low risk	20/12/2012
ASS- Sensitivity Discs (Single Discs)	SD006B	Chloramphenicol(2 mcg)	Low risk	25/08/2016
ASS- Sensitivity Discs (Single Discs)	SD007	Chlortetracycline	Low risk	20/12/2012
ASS- Sensitivity Discs (Single Discs)	SD008	Cloxacillin	Low risk	20/12/2012
ASS- Sensitivity Discs (Single Discs)	SD009	Colistin (Methane Sulphonate)	Low risk	20/12/2012
ASS- Sensitivity Discs (Single Discs)	SD010	Co-Trimoxazole (Sulpha/Trimethoprim)	Low risk	20/12/2012
ASS- Sensitivity Discs (Single Discs)	SD012	Doxycycline Hydrochloride	Low risk	20/12/2012
ASS- Sensitivity Discs (Single Discs)	SD013	Erythromycin	Low risk	20/12/2012
ASS- Sensitivity Discs (Single Discs)	SD014	Framycetin	Low risk	20/12/2012
ASS- Sensitivity Discs (Single Discs)	SD015	Furazolidone	Low risk	20/12/2012
ASS- Sensitivity Discs (Single Discs)	SD016	Gentamicin	Low risk	20/12/2012
ASS- Sensitivity Discs (Single Discs)	SD017	Kanamycin	Low risk	20/12/2012
ASS- Sensitivity Discs (Single Discs)	SD018	Lincomycin	Low risk	20/12/2012
ASS- Sensitivity Discs (Single Discs)	SD019	Methicillin	Low risk	20/12/2012

ASS- Sensitivity Discs (Single Discs)	SD020	Metronidazole	Low risk	20/12/2012
ASS- Sensitivity Discs (Single Discs)	SD021	Nalidixic Acid	Low risk	20/12/2012
ASS- Sensitivity Discs (Single Discs)	SD022	Neomycin	Low risk	20/12/2012
ASS- Sensitivity Discs (Single Discs)	SD023	Nitrofurantoin	Low risk	20/12/2012
ASS- Sensitivity Discs (Single Discs)	SD023A	Nitrofurantoin	Low risk	25/08/2016
ASS- Sensitivity Discs (Single Discs)	SD024	Nitrofurazone	Low risk	20/12/2012
ASS- Sensitivity Discs (Single Discs)	SD025	Nystatin	Low risk	20/12/2012
ASS- Sensitivity Discs (Single Discs)	SD026	Oleandomycin	Low risk	20/12/2012
ASS- Sensitivity Discs (Single Discs)	SD027	Oxytetracycline	Low risk	20/12/2012
ASS- Sensitivity Discs (Single Discs)	SD028	Penicillin-G	Low risk	20/12/2012
ASS- Sensitivity Discs (Single Discs)	SD029	Polymyxin-B	Low risk	20/12/2012
ASS- Sensitivity Discs (Single Discs)	SD030	Rifampicin	Low risk	20/12/2012
ASS- Sensitivity Discs (Single Discs)	SD031	Streptomycin	Low risk	20/12/2012
ASS- Sensitivity Discs (Single Discs)	SD032	Sulphafurazole (Sulfisoxazole)	Low risk	20/12/2012
ASS- Sensitivity Discs (Single Discs)	SD033	Sulphamethizole	Low risk	20/12/2012
ASS- Sensitivity Discs (Single Discs)	SD034	Sulphadiazine	Low risk	20/12/2012
ASS- Sensitivity Discs (Single Discs)	SD035	Amikacin	Low risk	20/12/2012
ASS- Sensitivity Discs (Single Discs)	SD036	Sulphaphenazole	Low risk	20/12/2012
ASS- Sensitivity Discs (Single Discs)	SD037	Tetracycline	Low risk	20/12/2012
ASS- Sensitivity Discs (Single Discs)	SD038	Triple Sulphas	Low risk	20/12/2012
ASS- Sensitivity Discs (Single Discs)	SD039	Trimethoprim	Low risk	20/12/2012
ASS- Sensitivity Discs (Single Discs)	SD040	Cefotaxime	Low risk	20/12/2012
ASS- Sensitivity Discs (Single Discs)	SD040A	Cefotaxime	Low risk	20/12/2012
ASS- Sensitivity Discs (Single Discs)	SD041	Cefoxitin	Low risk	20/12/2012
ASS- Sensitivity Discs (Single Discs)	SD042	Furoxone	Low risk	20/12/2012
ASS- Sensitivity Discs (Single Discs)	SD043	Oxacillin	Low risk	20/12/2012
ASS- Sensitivity Discs (Single Discs)	SD044	Tobramycin	Low risk	20/12/2012

ASS- Sensitivity Discs (Single Discs)	SD045	Vancomycin	Low risk	20/12/2012
ASS- Sensitivity Discs (Single Discs)	SD046	Netillin	Low risk	20/12/2012
ASS- Sensitivity Discs (Single Discs)	SD047	Cefazolin	Low risk	20/12/2012
ASS- Sensitivity Discs (Single Discs)	SD048	Cefalexin(Cephalexin)	Low risk	20/12/2012
ASS- Sensitivity Discs (Single Discs)	SD049	Cycloserine	Low risk	25/08/2016
ASS- Sensitivity Discs (Single Discs)	SD050	Cephalothin	Low risk	20/12/2012
ASS- Sensitivity Discs (Single Discs)	SD051	Clindamycin	Low risk	20/12/2012
ASS- Sensitivity Discs (Single Discs)	SD052	Dicloxacillin	Low risk	20/12/2012
ASS- Sensitivity Discs (Single Discs)	SD053	Novobiocin	Low risk	20/12/2012
ASS- Sensitivity Discs (Single Discs)	SD054	Spiramycin	Low risk	20/12/2012
ASS- Sensitivity Discs (Single Discs)	SD055	Sulphamethoxyypyridazine	Low risk	20/12/2012
ASS- Sensitivity Discs (Single Discs)	SD056	Sulfasomidine	Low risk	20/12/2012
ASS- Sensitivity Discs (Single Discs)	SD056A	Sulphamethoxazole	Low risk	25/08/2016
ASS- Sensitivity Discs (Single Discs)	SD057	Norfloxacin	Low risk	20/12/2012
ASS- Sensitivity Discs (Single Discs)	SD058	Co-Trimazine (Vet.)	Low risk	25/08/2016
ASS- Sensitivity Discs (Single Discs)	SD059	Sisomicin	Low risk	20/12/2012
ASS- Sensitivity Discs (Single Discs)	SD060	Ciprofloxacin	Low risk	20/12/2012
ASS- Sensitivity Discs (Single Discs)	SD060A	Ciprofloxacin	Low risk	20/12/2012
ASS- Sensitivity Discs (Single Discs)	SD061	Cefuroxime	Low risk	20/12/2012
ASS- Sensitivity Discs (Single Discs)	SD062	Ceftazidime	Low risk	20/12/2012
ASS- Sensitivity Discs (Single Discs)	SD062A	Ceftazidime	Low risk	20/12/2012
ASS- Sensitivity Discs (Single Discs)	SD063	Amoxyclav (Amoxicillin/Clavulanic acid)	Low risk	20/12/2012
ASS- Sensitivity Discs (Single Discs)	SD063A	Augmentine	Low risk	25/08/2016
ASS- Sensitivity Discs (Single Discs)	SD064	Azlocillin	Low risk	20/12/2012
ASS- Sensitivity Discs (Single Discs)	SD065	Ceftriaxone	Low risk	20/12/2012
ASS- Sensitivity Discs (Single Discs)	SD066	Piperacillin	Low risk	20/12/2012
ASS- Sensitivity Discs (Single Discs)	SD066A	Piperacillin	Low risk	20/12/2012

ASS- Sensitivity Discs (Single Discs)	SD067	Sterile Discs	Low risk	20/12/2012
ASS- Sensitivity Discs (Single Discs)	SD068	Methanamine Mandalate	Low risk	20/12/2012
ASS- Sensitivity Discs (Single Discs)	SD069	Ofloxacin	Low risk	20/12/2012
ASS- Sensitivity Discs (Single Discs)	SD070	Pefloxacin	Low risk	20/12/2012
ASS- Sensitivity Discs (Single Discs)	SD071	Co-Trimazine (Human)	Low risk	20/12/2012
ASS- Sensitivity Discs (Single Discs)	SD072	Cefoperazone	Low risk	20/12/2012
ASS- Sensitivity Discs (Single Discs)	SD073	Imipenem	Low risk	20/12/2012
ASS- Sensitivity Discs (Single Discs)	SD074	Ticarcillin	Low risk	20/12/2012
ASS- Sensitivity Discs (Single Discs)	SD075	Cloxacillin	Low risk	20/12/2012
ASS- Sensitivity Discs (Single Discs)	SD076	Amoxicillin	Low risk	20/12/2012
ASS- Sensitivity Discs (Single Discs)	SD077	Ampicillin	Low risk	20/12/2012
ASS- Sensitivity Discs (Single Discs)	SD078	Amoxyclav	Low risk	20/12/2012
ASS- Sensitivity Discs (Single Discs)	SD079	Cefaloridine	Low risk	20/12/2012
ASS- Sensitivity Discs (Single Discs)	SD080	Ciprofloxacin	Low risk	20/12/2012
ASS- Sensitivity Discs (Single Discs)	SD081	Chloramphenicol	Low risk	20/12/2012
ASS- Sensitivity Discs (Single Discs)	SD082	Amikacin	Low risk	20/12/2012
ASS- Sensitivity Discs (Single Discs)	SD083	Erythromycin	Low risk	20/12/2012
ASS- Sensitivity Discs (Single Discs)	SD084	Lincomycin	Low risk	20/12/2012
ASS- Sensitivity Discs (Single Discs)	SD085	Netillin	Low risk	20/12/2012
ASS- Sensitivity Discs (Single Discs)	SD086	Nitrofurantoin	Low risk	20/12/2012
ASS- Sensitivity Discs (Single Discs)	SD087	Ofloxacin	Low risk	20/12/2012
ASS- Sensitivity Discs (Single Discs)	SD088	Oxacillin	Low risk	20/12/2012
ASS- Sensitivity Discs (Single Discs)	SD089	Penicillin-G	Low risk	20/12/2012
ASS- Sensitivity Discs (Single Discs)	SD090	Nitrofurantoin	Low risk	20/12/2012
ASS- Sensitivity Discs (Single Discs)	SD091	Streptomycin	Low risk	20/12/2012
ASS- Sensitivity Discs (Single Discs)	SD092	Sulphadiazine	Low risk	20/12/2012
ASS- Sensitivity Discs (Single Discs)	SD093	Trimethoprim	Low risk	20/12/2012

ASS- Sensitivity Discs (Single Discs)	SD094	Azlocillin	Low risk	20/12/2012
ASS- Sensitivity Discs (Single Discs)	SD096	Rifampicin	Low risk	20/12/2012
ASS- Sensitivity Discs (Single Discs)	SD097	Colistin (Methane Sulphonate)	Low risk	20/12/2012
ASS- Sensitivity Discs (Single Discs)	SD098	Lincomycin	Low risk	20/12/2012
ASS- Sensitivity Discs (Single Discs)	SD099	Metronidazole	Low risk	20/12/2012
ASS- Sensitivity Discs (Single Discs)	SD101	Spiramycin	Low risk	20/12/2012
ASS- Sensitivity Discs (Single Discs)	SD102	Penicillin-G (1.5 units)	Low risk	25/08/2016
ASS- Sensitivity Discs (Single Discs)	SD103	Nitrofurantoin NIT	Low risk	25/08/2016
ASS- Sensitivity Discs (Single Discs)	SD104	Neomycin N	Low risk	25/08/2016
ASS- Sensitivity Discs (Single Discs)	SD105	Bacitracin	Low risk	20/12/2012
ASS- Sensitivity Discs (Single Discs)	SD106	Polymyxin-B	Low risk	20/12/2012
ASS- Sensitivity Discs (Single Discs)	SD107	Metronidazole	Low risk	25/08/2016
ASS- Sensitivity Discs (Single Discs)	SD108	Colistin (Methane Sulphonate)	Low risk	20/12/2012
ASS- Sensitivity Discs (Single Discs)	SD109	Ceftriaxone	Low risk	20/12/2012
ASS- Sensitivity Discs (Single Discs)	SD110	Ceftizoxime	Low risk	20/12/2012
ASS- Sensitivity Discs (Single Discs)	SD111	Amphotericin-B	Low risk	20/12/2012
ASS- Sensitivity Discs (Single Discs)	SD112	Ampicillin/Sulbactam	Low risk	20/12/2012
ASS- Sensitivity Discs (Single Discs)	SD113	Ampicillin/Cloxacillin	Low risk	20/12/2012
ASS- Sensitivity Discs (Single Discs)	SD114	Fluconazole	Low risk	20/12/2012
ASS- Sensitivity Discs (Single Discs)	SD115	Clotrimazole	Low risk	20/12/2012
ASS- Sensitivity Discs (Single Discs)	SD116	Cefadroxil (Cephadroxil)	Low risk	20/12/2012
ASS- Sensitivity Discs (Single Discs)	SD117	Bacitracin (0.1 units)	Low risk	25/08/2016
ASS- Sensitivity Discs (Single Discs)	SD118	Bacitracin (2 units)	Low risk	25/08/2016
ASS- Sensitivity Discs (Single Discs)	SD119	Bacitracin (1 unit)	Low risk	25/08/2016
ASS- Sensitivity Discs (Single Discs)	SD120	Doxycycline Hydrochloride	Low risk	20/12/2012
ASS- Sensitivity Discs (Single Discs)	SD121	Novobiocin	Low risk	20/12/2012
ASS- Sensitivity Discs (Single Discs)	SD123	Tetracycline T	Low risk	25/08/2016

ASS- Sensitivity Discs (Single Discs)	SD124	Azithromycin	Low risk	20/12/2012
ASS- Sensitivity Discs (Single Discs)	SD125	Lomefloxacin	Low risk	20/12/2012
ASS- Sensitivity Discs (Single Discs)	SD126	Roxithromycin	Low risk	20/12/2012
ASS- Sensitivity Discs (Single Discs)	SD127	Rifampicin	Low risk	20/12/2012
ASS- Sensitivity Discs (Single Discs)	SD128	Rifampicin	Low risk	20/12/2012
ASS- Sensitivity Discs (Single Discs)	SD129	Amoxycillin	Low risk	20/12/2012
ASS- Sensitivity Discs (Single Discs)	SD130	Cephaloridine	Low risk	25/08/2016
ASS- Sensitivity Discs (Single Discs)	SD131	Chloramphenicol	Low risk	20/12/2012
ASS- Sensitivity Discs (Single Discs)	SD132	Piperacillin	Low risk	20/12/2012
ASS- Sensitivity Discs (Single Discs)	SD133	Tetracycline	Low risk	20/12/2012
ASS- Sensitivity Discs (Single Discs)	SD134	Tobramycin TB	Low risk	25/08/2016
ASS- Sensitivity Discs (Single Discs)	SD135	Trimethoprim	Low risk	25/08/2016
ASS- Sensitivity Discs (Single Discs)	SD136	Methicillin	Low risk	20/12/2012
ASS- Sensitivity Discs (Single Discs)	SD137	Methicillin	Low risk	20/12/2012
ASS- Sensitivity Discs (Single Discs)	SD138	Erythromycin	Low risk	25/08/2016
ASS- Sensitivity Discs (Single Discs)	SD139	Polymyxin-B	Low risk	20/12/2012
ASS- Sensitivity Discs (Single Discs)	SD140	Floxidin	Low risk	20/12/2012
ASS- Sensitivity Discs (Single Discs)	SD141	Floxidin	Low risk	20/12/2012
ASS- Sensitivity Discs (Single Discs)	SD142	Ciprofloxacin	Low risk	20/12/2012
ASS- Sensitivity Discs (Single Discs)	SD143	Cloxacillin	Low risk	20/12/2012
ASS- Sensitivity Discs (Single Discs)	SD144	Penicillin-G	Low risk	20/12/2012
ASS- Sensitivity Discs (Single Discs)	SD145	Penicillin-G	Low risk	25/08/2016
ASS- Sensitivity Discs (Single Discs)	SD147	Tetracycline	Low risk	25/08/2016
ASS- Sensitivity Discs (Single Discs)	SD148	Trimethoprim	Low risk	20/12/2012
ASS- Sensitivity Discs (Single Discs)	SD149	Trimethoprim	Low risk	20/12/2012
ASS- Sensitivity Discs (Single Discs)	SD150	Enrofloxacin	Low risk	20/12/2012
ASS- Sensitivity Discs (Single Discs)	SD152	Penicillin-G	Low risk	25/08/2016

ASS- Sensitivity Discs (Single Discs)	SD153	Chloramphenicol	Low risk	20/12/2012
ASS- Sensitivity Discs (Single Discs)	SD154	Tobramycin	Low risk	20/12/2012
ASS- Sensitivity Discs (Single Discs)	SD155	Vancomycin	Low risk	20/12/2012
ASS- Sensitivity Discs (Single Discs)	SD156	Enrofloxacin	Low risk	20/12/2012
ASS- Sensitivity Discs (Single Discs)	SD157	Cefaclor	Low risk	20/12/2012
ASS- Sensitivity Discs (Single Discs)	SD158	Minocycline	Low risk	20/12/2012
ASS- Sensitivity Discs (Single Discs)	SD159	Cephradine	Low risk	25/08/2016
ASS- Sensitivity Discs (Single Discs)	SD160	Cefradine	Low risk	20/12/2012
ASS- Sensitivity Discs (Single Discs)	SD161	Trimethoprim	Low risk	25/08/2016
ASS- Sensitivity Discs (Single Discs)	SD162	Sparfloxacin	Low risk	20/12/2012
ASS- Sensitivity Discs (Single Discs)	SD163	Vancomycin	Low risk	20/12/2012
ASS- Sensitivity Discs (Single Discs)	SD164	Clindamycin	Low risk	20/12/2012
ASS- Sensitivity Discs (Single Discs)	SD165	Cloxacillin	Low risk	20/12/2012
ASS- Sensitivity Discs (Single Discs)	SD166	Gentamicin	Low risk	20/12/2012
ASS- Sensitivity Discs (Single Discs)	SD167	Penicillin-G	Low risk	25/08/2016
ASS- Sensitivity Discs (Single Discs)	SD168	Ceftriaxone Ci	Low risk	25/08/2016
ASS- Sensitivity Discs (Single Discs)	SD169	Fusidic Acid	Low risk	20/12/2012
ASS- Sensitivity Discs (Single Discs)	SD170	Gentamicin	Low risk	20/12/2012
ASS- Sensitivity Discs (Single Discs)	SD171	Fusidic Acid	Low risk	20/12/2012
ASS- Sensitivity Discs (Single Discs)	SD174	Polymyxin-B Pb	Low risk	25/08/2016
ASS- Sensitivity Discs (Single Discs)	SD175	Pipemidic Acid	Low risk	20/12/2012
ASS- Sensitivity Discs (Single Discs)	SD176	Mecillinam	Low risk	20/12/2012
ASS- Sensitivity Discs (Single Discs)	SD177	Mecillinam	Low risk	20/12/2012
ASS- Sensitivity Discs (Single Discs)	SD178	Pristinomycin	Low risk	20/12/2012
ASS- Sensitivity Discs (Single Discs)	SD179	Fosfomycin	Low risk	20/12/2012
ASS- Sensitivity Discs (Single Discs)	SD180	Oxolinic Acid (10 mcg)	Low risk	25/08/2016
ASS- Sensitivity Discs (Single Discs)	SD181	Spectinomycin	Low risk	20/12/2012

ASS- Sensitivity Discs (Single Discs)	SD182	Virginamycin	Low risk	20/12/2012
ASS- Sensitivity Discs (Single Discs)	SD184	Norfloxacin	Low risk	20/12/2012
ASS- Sensitivity Discs (Single Discs)	SD185	Pipemidic Acid	Low risk	20/12/2012
ASS- Sensitivity Discs (Single Discs)	SD186	Oxolinic Acid (2 mcg)	Low risk	25/08/2016
ASS- Sensitivity Discs (Single Discs)	SD187	Flumequine (2 mcg)	Low risk	25/08/2016
ASS- Sensitivity Discs (Single Discs)	SD188	Dibekacine (10 mcg)	Low risk	25/08/2016
ASS- Sensitivity Discs (Single Discs)	SD189	Oxolinic Acid (5 mcg)	Low risk	25/08/2016
ASS- Sensitivity Discs (Single Discs)	SD190	Flumequine (5 mcg)	Low risk	25/08/2016
ASS- Sensitivity Discs (Single Discs)	SD191	Kanamycin (1 mcg) (K1)	Low risk	25/08/2016
ASS- Sensitivity Discs (Single Discs)	SD192	Clarithromycin	Low risk	20/12/2012
ASS- Sensitivity Discs (Single Discs)	SD195	Gentamicin	Low risk	20/12/2012
ASS- Sensitivity Discs (Single Discs)	SD196	Nitroxoline	Low risk	20/12/2012
ASS- Sensitivity Discs (Single Discs)	SD197	Furazolidone	Low risk	20/12/2012
ASS- Sensitivity Discs (Single Discs)	SD198	Flumequine	Low risk	25/08/2016
ASS- Sensitivity Discs (Single Discs)	SD199	Tylosine	Low risk	20/12/2012
ASS- Sensitivity Discs (Single Discs)	SD200	Cefamandole	Low risk	20/12/2012
ASS- Sensitivity Discs (Single Discs)	SD201	Ticarcillin	Low risk	20/12/2012
ASS- Sensitivity Discs (Single Discs)	SD203	Cefoperazone	Low risk	20/12/2012
ASS- Sensitivity Discs (Single Discs)	SD204	Azithromycin	Low risk	20/12/2012
ASS- Sensitivity Discs (Single Discs)	SD205	Fosfomycin	Low risk	20/12/2012
ASS- Sensitivity Discs (Single Discs)	SD206	Lomefloxacin	Low risk	20/12/2012
ASS- Sensitivity Discs (Single Discs)	SD207	Ceftazidime /Clavulanic acid	Low risk	20/12/2012
ASS- Sensitivity Discs (Single Discs)	SD209	Cefprozil	Low risk	20/12/2012
ASS- Sensitivity Discs (Single Discs)	SD210	Piperacillin/Tazobactam	Low risk	20/12/2012
ASS- Sensitivity Discs (Single Discs)	SD211	Cefixime	Low risk	20/12/2012
ASS- Sensitivity Discs (Single Discs)	SD212	Aztreonam	Low risk	20/12/2012
ASS- Sensitivity Discs (Single Discs)	SD213	Teicoplanin	Low risk	20/12/2012

ASS- Sensitivity Discs (Single Discs)	SD214	Isepamicin	Low risk	20/12/2012
ASS- Sensitivity Discs (Single Discs)	SD215	Linezolid	Low risk	20/12/2012
ASS- Sensitivity Discs (Single Discs)	SD216	Levofloxacin	Low risk	20/12/2012
ASS- Sensitivity Discs (Single Discs)	SD217	Moxifloxacin	Low risk	20/12/2012
ASS- Sensitivity Discs (Single Discs)	SD218	Cefdinir	Low risk	20/12/2012
ASS- Sensitivity Discs (Single Discs)	SD219	Cefepime	Low risk	20/12/2012
ASS- Sensitivity Discs (Single Discs)	SD220	Moxalactam	Low risk	20/12/2012
ASS- Sensitivity Discs (Single Discs)	SD221	Itraconazole	Low risk	20/12/2012
ASS- Sensitivity Discs (Single Discs)	SD222	Erythromycin	Low risk	20/12/2012
ASS- Sensitivity Discs (Single Discs)	SD223	Kanamycin	Low risk	20/12/2012
ASS- Sensitivity Discs (Single Discs)	SD224	Ketoconazole	Low risk	20/12/2012
ASS- Sensitivity Discs (Single Discs)	SD225	Mezlocillin	Low risk	20/12/2012
ASS- Sensitivity Discs (Single Discs)	SD231	Cefoperazone :Sulbactam (30mcg:10mcg)	Low risk	25/08/2016
ASS- Sensitivity Discs (Single Discs)	SD232	Fluconazole	Low risk	20/12/2012
ASS- Sensitivity Discs (Single Discs)	SD233	Amphotericin B	Low risk	20/12/2012
ASS- Sensitivity Discs (Single Discs)	SD234	Cefepime	Low risk	20/12/2012
ASS- Sensitivity Discs (Single Discs)	SD235	Cefpirome	Low risk	20/12/2012
ASS- Sensitivity Discs (Single Discs)	SD236	Streptomycin For detection of HLAR Strains.	Low risk	20/12/2012
ASS- Sensitivity Discs (Single Discs)	SD237	Enoxacin	Low risk	20/12/2012
ASS- Sensitivity Discs (Single Discs)	SD238	Kit I for ESBL Identification, Cefotaxime (Cephotaxime) Kit contains 6 cartridges (6CT): 3CT of SD040 Cefotaxime (Cephotaxime) 30 mcg, 3CT of SD724 Cefotaxime (Cephotaxime)/Clavulanic acid 30/10 mcg	Low risk	20/12/2012
ASS- Sensitivity Discs (Single Discs)	SD239	Kit II for ESBL Identification, Cefepime Kit contains 6 cartridges (6CT): 3CT of SD219 Cefepime 30 mcg, 3CT of SD234 Cefepime /Clavulanic acid 30/10 mcg	Low risk	20/12/2012
ASS- Sensitivity Discs (Single Discs)	SD240	Kit III for ESBL Identification, Ceftazidime Kit contains 6 cartridges (6CT): 3CT of SD062 Ceftazidime 30 mcg, 3CT of SD207 Ceftazidime /Clavulanic acid 30/10 mcg	Low risk	20/12/2012
ASS- Sensitivity Discs (Single Discs)	SD241	Kit IV for ESBL Identification, Cefpirome Kit contains 6 cartridges (6CT): 3CT of SD738 Cefpirome 30 mcg, 3CT of SD235 Cefpirome /Clavulanic acid 30/7.5 mcg	Low risk	20/12/2012
ASS- Sensitivity Discs (Single Discs)	SD242	Kit V for ESBL identif	Low risk	25/08/2016
ASS- Sensitivity Discs (Single Discs)	SD243	Amoxyclav (Amoxicillin / Clavulanicacid)	Low risk	25/08/2016

ASS- Sensitivity Discs (Single Discs)	SD244	Cefmetazole	Low risk	20/12/2012
ASS- Sensitivity Discs (Single Discs)	SD245	Cinoxacin	Low risk	20/12/2012
ASS- Sensitivity Discs (Single Discs)	SD246	Nafcillin	Low risk	20/12/2012
ASS- Sensitivity Discs (Single Discs)	SD247	Cefepime/Tazobactam	Low risk	20/12/2012
ASS- Sensitivity Discs (Single Discs)	SD248	Cefonicid	Low risk	20/12/2012
ASS- Sensitivity Discs (Single Discs)	SD249	Cefotetan	Low risk	20/12/2012
ASS- Sensitivity Discs (Single Discs)	SD250	Gemifloxacin	Low risk	20/12/2012
ASS- Sensitivity Discs (Single Discs)	SD251	Ceftriaxone/Tazobactam	Low risk	20/12/2012
ASS- Sensitivity Discs (Single Discs)	SD252	Ceftazidime/Tazobactam	Low risk	20/12/2012
ASS- Sensitivity Discs (Single Discs)	SD253	Cefoperazone/Tazobactam	Low risk	20/12/2012
ASS- Sensitivity Discs (Single Discs)	SD254	Cefoperazone/	Low risk	20/12/2012
ASS- Sensitivity Discs (Single Discs)	SD255	Cefpodoxime/ Clavulanic acid	Low risk	25/08/2016
ASS- Sensitivity Discs (Single Discs)	SD256	Ceftriaxone/Tazobactam	Low risk	20/12/2012
ASS- Sensitivity Discs (Single Discs)	SD257	Cefepime/Tazobactam	Low risk	20/12/2012
ASS- Sensitivity Discs (Single Discs)	SD258	Nadifloxacin	Low risk	20/12/2012
ASS- Sensitivity Discs (Single Discs)	SD259	Cefoperazone/Sulbactam	Low risk	20/12/2012
ASS- Sensitivity Discs (Single Discs)	SD260	Lomefloxacin	Low risk	20/12/2012
ASS- Sensitivity Discs (Single Discs)	SD261	Ceftriaxone/ Sulbactam	Low risk	20/12/2012
ASS- Sensitivity Discs (Single Discs)	SD262	Cefepime	Low risk	20/12/2012
ASS- Sensitivity Discs (Single Discs)	SD263	Aztreonam	Low risk	20/12/2012
ASS- Sensitivity Discs (Single Discs)	SD264	Amoxicillin/	Low risk	20/12/2012
ASS- Sensitivity Discs (Single Discs)	SD265	Imipenem/Cilastin	Low risk	20/12/2012
ASS- Sensitivity Discs (Single Discs)	SD266	Cefixime/	Low risk	20/12/2012
ASS- Sensitivity Discs (Single Discs)	SD267	Prulifloxacin	Low risk	20/12/2012
ASS- Sensitivity Discs (Single Discs)	SD268	Prulifloxacin	Low risk	20/12/2012
ASS- Sensitivity Discs (Single Discs)	SD269	Ceftazidime/Tazobactam	Low risk	20/12/2012
ASS- Sensitivity Discs (Single Discs)	SD270	Amphotericin B	Low risk	20/12/2012

ASS- Sensitivity Discs (Single Discs)	SD271	Nystatin	Low risk	20/12/2012
ASS- Sensitivity Discs (Single Discs)	SD272	Miconazole	Low risk	20/12/2012
ASS- Sensitivity Discs (Single Discs)	SD273	Miconazole	Low risk	20/12/2012
ASS- Sensitivity Discs (Single Discs)	SD274	Ketoconazole	Low risk	20/12/2012
ASS- Sensitivity Discs (Single Discs)	SD275	Ketoconazole	Low risk	20/12/2012
ASS- Sensitivity Discs (Single Discs)	SD276	Itraconazole	Low risk	20/12/2012
ASS- Sensitivity Discs (Single Discs)	SD277	Voriconazole	Low risk	20/12/2012
ASS- Sensitivity Discs (Single Discs)	SD278	Tigecycline	Low risk	20/12/2012
ASS- Sensitivity Discs (Single Discs)	SD279	Faropenem	Low risk	20/12/2012
ASS- Sensitivity Discs (Single Discs)	SD280	Ertapenem	Low risk	20/12/2012
ASS- Sensitivity Discs (Single Discs)	SD281	Amoxyclav	Low risk	20/12/2012
ASS- Sensitivity Discs (Single Discs)	SD282	Imipenem-EDTA	Low risk	20/12/2012
ASS- Sensitivity Discs (Single Discs)	SD283	Doripenem	Low risk	20/12/2012
ASS- Sensitivity Discs (Single Discs)	SD284	Cloxacillin	Low risk	20/12/2012
ASS- Sensitivity Discs (Single Discs)	SD285	Cefoxitin-	Low risk	20/12/2012
ASS- Sensitivity Discs (Single Discs)	SD286	Amoxicillin/Sulbactam	Low risk	25/08/2016
ASS- Sensitivity Discs (Single Discs)	SD287	Ampicillin/Sulbactam	Low risk	25/08/2016
ASS- Sensitivity Discs (Single Discs)	SD288	Cefotaxime CTX	Low risk	25/08/2016
ASS- Sensitivity Discs (Single Discs)	SD289	Ceftriaxone CTR	Low risk	25/08/2016
ASS- Sensitivity Discs (Single Discs)	SD290E	Ceftaroline	Low risk	20/12/2012
ASS- Sensitivity Discs (Single Discs)	SD291E	Telithromycin	Low risk	20/12/2012
ASS- Sensitivity Discs (Single Discs)	SD292E	Piperacillin / Tazobactam	Low risk	20/12/2012
ASS- Sensitivity Discs (Single Discs)	SD293E	Mupirocin	Low risk	20/12/2012
ASS- Sensitivity Discs (Single Discs)	SD294E	Ceftibuten	Low risk	20/12/2012
ASS- Sensitivity Discs (Single Discs)	SD295E	Cefotaxime CTX	Low risk	25/08/2016
ASS- Sensitivity Discs (Single Discs)	SD296E	Linezolid LZ	Low risk	25/08/2016
ASS- Sensitivity Discs (Single Discs)	SD297	Colistin Sulphate	Low risk	17/06/2021

ASS- Sensitivity Discs (Single Discs)	SD298	Casprofungin	Low risk	17/06/2021
ASS- Sensitivity Discs (Single Discs)	SD701	Carbenicilline	Low risk	25/08/2016
ASS- Sensitivity Discs (Single Discs)	SD704	Cefradine	Low risk	20/12/2012
ASS- Sensitivity Discs (Single Discs)	SD705	Amoxicillin (2 mcg)	Low risk	25/08/2016
ASS- Sensitivity Discs (Single Discs)	SD709	Novobiocin (5mcg)	Low risk	25/08/2016
ASS- Sensitivity Discs (Single Discs)	SD712	Oleandomycin (5 mcg)	Low risk	25/08/2016
ASS- Sensitivity Discs (Single Discs)	SD715	Fluconazole (25 mcg)	Low risk	25/08/2016
ASS- Sensitivity Discs (Single Discs)	SD722	Penicillin-G (2mcg)	Low risk	25/08/2016
ASS- Sensitivity Discs (Single Discs)	SD723	Ampicillin (20mcg)	Low risk	25/08/2016
ASS- Sensitivity Discs (Single Discs)	SD724	Cefotaxime/Clavulanic acid (30/10 mcg)	Low risk	20/12/2012
ASS- Sensitivity Discs (Single Discs)	SD725	Cefpodoxime	Low risk	20/12/2012
ASS- Sensitivity Discs (Single Discs)	SD726	Ceftazimide/Clavulinic (3/10 mcg)	Low risk	25/08/2016
ASS- Sensitivity Discs (Single Discs)	SD727	Meropenem	Low risk	20/12/2012
ASS- Sensitivity Discs (Single Discs)	SD730	Metronidazole (50 mcg)	Low risk	25/08/2016
ASS- Sensitivity Discs (Single Discs)	SD731	Neomycin	Low risk	20/12/2012
ASS- Sensitivity Discs (Single Discs)	SD732	Novobiocin (5mcg)	Low risk	25/08/2016
ASS- Sensitivity Discs (Single Discs)	SD736	Bacitracin B 0.05 units /disc	Low risk	25/08/2016
ASS- Sensitivity Discs (Single Discs)	SD737	Gatifloxacin	Low risk	20/12/2012
ASS- Sensitivity Discs (Single Discs)	SD738	Cefpirome (Cfp) (30mcg)	Low risk	25/08/2016
ASS- Sensitivity Discs (Single Discs)	SD740	Gatifloxacin	Low risk	20/12/2012
ASS- Sensitivity Discs (Single Discs)	SD741	Cephotaxime/Sulbactam (30/15 mcg)	Low risk	25/08/2016
ASS- Sensitivity Discs (Single Discs)	SD744	Ofloxacin Of 30 mcg	Low risk	25/08/2016
ASS- Sensitivity Discs (Single Discs)	SD745	Norfloxacin (30mcg)	Low risk	25/08/2016
ASS- Sensitivity Discs (Single Discs)	SD746	Gentamicin (200mcg)	Low risk	25/08/2016
ASS- Sensitivity Discs (Single Discs)	SD748	Mupirocin MU 5 mcg	Low risk	25/08/2016
ASS- Sensitivity Discs (Single Discs)	SD751	Cefpodoxime/ Clavulanic acid (10/1 MCG)	Low risk	25/08/2016
ASS- Sensitivity Discs (Single Discs)	SD753	Gatifloxacin	Low risk	20/12/2012

ASS- Sensitivity Discs (Single Discs)	SD755	Ceftiofur (0.2mcg)	Low risk	25/08/2016
ASS- Sensitivity Discs (Single Discs)	SD756	Ceftiaxone (30 mcg) / Sulbactam (15 mcg)	Low risk	25/08/2016
ASS- Sensitivity Discs (Single Discs)	SD761	Sparfloxacin Sc (10mcg)	Low risk	25/08/2016
ASS- Sensitivity Discs (Single Discs)	SD764	Ceftriaxone/ Tazobactam (80/10 mcg)	Low risk	25/08/2016
ASS- Sensitivity Discs (Single Discs)	SD765	Gemifloxacin (GEM) 5mcg	Low risk	25/08/2016
ASS- Sensitivity Discs (Single Discs)	SD767	Ceftazidime-Tazobactam (CaT) (30/10 mcg)	Low risk	25/08/2016
ASS- Sensitivity Discs (Single Discs)	SD768	Cefoperazone-tazobactam (75/10mcg)	Low risk	25/08/2016
ASS- Sensitivity Discs (Single Discs)	SD769	Cefoperazone-Sulbactam (Cfs) (75/10 mcg)	Low risk	25/08/2016
ASS- Sensitivity Discs (Single Discs)	SD770	Cefepime/Tazobactam (30/10 mcg)	Low risk	25/08/2016
ASS- Sensitivity Discs (Single Discs)	SD771	Cefpodoxime / Clavulanic acid (10/5 mcg)	Low risk	25/08/2016
ASS- Sensitivity Discs (Single Discs)	SD773	Piperacillin / Sulbactam (100/10 mcg)	Low risk	25/08/2016
ASS- Sensitivity Discs (Single Discs)	SD774	Faropenem (5 mcg)	Low risk	25/08/2016
ASS- Sensitivity Discs (Single Discs)	SD775	Ceftriaxone (30 mcg) / Tazobactam (10 mcg)	Low risk	25/08/2016
ASS- Sensitivity Discs (Single Discs)	SD776	Cefepime (80 mcg) / Tazobactam (10 mcg)	Low risk	25/08/2016
ASS- Sensitivity Discs (Single Discs)	SD777	Nadifloxacin (5 mcg)	Low risk	25/08/2016
ASS- Sensitivity Discs (Single Discs)	SD779	Cefoperazone / Sulbactam (50 / 50 mcg)	Low risk	25/08/2016
ASS- Sensitivity Discs (Single Discs)	SD780	Lomefloxacin Lo (15 mcg)	Low risk	25/08/2016
ASS- Sensitivity Discs (Single Discs)	SD781	Cefixime/Clavulanic acid Cmc (200/125 mcg)	Low risk	25/08/2016
ASS- Sensitivity Discs (Single Discs)	SD782	Cefepime Cpm (50 mcg)	Low risk	25/08/2016
ASS- Sensitivity Discs (Single Discs)	SD783	Aztreonam Ao (50 mcg)	Low risk	25/08/2016
ASS- Sensitivity Discs (Single Discs)	SD784	Amoxicillin/Sulbactam Ams (30/15 mcg)	Low risk	25/08/2016
ASS- Sensitivity Discs (Single Discs)	SD785	Imipenem/Cilastatin Ic (10/10 mcg)	Low risk	25/08/2016
ASS- Sensitivity Discs (Single Discs)	SD786	Cefixime / Clavulanic acid Cmc (5/10 mcg)	Low risk	25/08/2016
ASS- Sensitivity Discs (Single Discs)	SD787	Prulifloxacin Pr (10 mcg)	Low risk	25/08/2016
ASS- Sensitivity Discs (Single Discs)	SD788	Prulifloxacin Pr (5 mcg)	Low risk	25/08/2016
ASS- Sensitivity Discs (Single Discs)	SD789	Ceftriaxone / Sulbactam (500/250 mcg)	Low risk	25/08/2016
ASS- Sensitivity Discs (Single Discs)	SD790	Ceftriaxone / Sulbactam (1000/500 mcg)	Low risk	25/08/2016

ASS- Sensitivity Discs (Single Discs)	SD791	Piperacillin + Tazobactam (80:10 mcg)	Low risk	25/08/2016
ASS- Sensitivity Discs (Single Discs)	SD792	Pazufloxacin (PZ) (25 mcg)	Low risk	25/08/2016
ASS- Sensitivity Discs (Single Discs)	SD793	Cefditoren (10 mcg)	Low risk	25/08/2016
ASS- Sensitivity Discs (Single Discs)	SD794	Cefpodoxime/Clavulanic acid (10/6.25mcg)	Low risk	25/08/2016
ASS- Sensitivity Discs (Single Discs)	SD795	Cefipime / Amikacin (30 / 7.5 mcg)	Low risk	25/08/2016
ASS- Sensitivity Discs (Single Discs)	SD796	Cefepime / Sulbactam (30/15 mcg) CPS	Low risk	25/08/2016
ASS- Sensitivity Discs (Single Discs)	SD797	Ceftazidime / Sulbactam (30/15 mcg) CAS	Low risk	25/08/2016
ASS- Sensitivity Discs (Single Discs)	SD798	Ceftriaxone/Tobramycin (30/5.4 mcg) CTB	Low risk	25/08/2016
ASS- Sensitivity Discs (Single Discs)	SD799	Ceftriaxone/Vancomycin (30/15 mcg) CVA	Low risk	25/08/2016
ASS- Sensitivity Discs (Single Discs)	SD800	Cefpirome / Sulbactam (30/15 mcg) CRS	Low risk	25/08/2016
ASS- Sensitivity Discs (Single Discs)	SD801	Cefaperazone/Sulbactam (70/35mcg)(CSB)	Low risk	25/08/2016
ASS- Sensitivity Discs (Single Discs)	SD802	Ceftazidime Tobramycin (30+3.6 mcg) CFT	Low risk	25/08/2016
ASS- Sensitivity Discs (Single Discs)	SD803	Amoxicillin/Clavulanic acid AC 50/10 mcg	Low risk	25/08/2016
ASS- Sensitivity Discs (Single Discs)	SD804	Cefpodoxime / Clavulanic acid (24:15mcg)	Low risk	25/08/2016
ASS- Sensitivity Discs (Single Discs)	SD805	Cefixime : Ofloxacin COF 5:5 mcg	Low risk	25/08/2016
ASS- Sensitivity Discs (Single Discs)	SD806	Balofloxacin BF 5 mcg	Low risk	25/08/2016
ASS- Sensitivity Discs (Single Discs)	SD807	Tigecycline TGC 20 mcg	Low risk	25/08/2016
ASS- Sensitivity Discs (Single Discs)	SD808	Ampicillin / Cloxacillin 128/128µg Ax	Low risk	25/08/2016
ASS- Sensitivity Discs (Single Discs)	SD809	Amoxicillin/Cloxacillin 128/128µg ACX	Low risk	25/08/2016
ASS- Sensitivity Discs (Single Discs)	SD810	Gentamicin GEN 128µg	Low risk	25/08/2016
ASS- Sensitivity Discs (Single Discs)	SD811	Enrofloxacin EX 8µg	Low risk	25/08/2016
ASS- Sensitivity Discs (Single Discs)	SD812	Ciprofloxacin CIP 8µg	Low risk	25/08/2016
ASS- Sensitivity Discs (Single Discs)	SD813	Tetracyclin TE 128µg	Low risk	25/08/2016
ASS- Sensitivity Discs (Single Discs)	SD814	Chloramphenicol C 8 mcg	Low risk	25/08/2016
ASS- Sensitivity Discs (Single Discs)	SD815	Streptomycin/Penicillin SPN 128/128mcg	Low risk	25/08/2016
ASS- Sensitivity Discs (Single Discs)	SD816	Ceftazidime/Tobramycin CFT 30/10mcg	Low risk	25/08/2016
ASS- Sensitivity Discs (Single Discs)	SD816V	Ceftazidime/Tobramycin CFT (30:10)	Low risk	25/08/2016

ASS- Sensitivity Discs (Single Discs)	SD817	Cefepime / Amikacin CPA 30/10mcg	Low risk	25/08/2016
ASS- Sensitivity Discs (Single Discs)	SD818	Balofloxacin BF 10mcg	Low risk	25/08/2016
ASS- Sensitivity Discs (Single Discs)	SD819	Oxacillin Ox 10mcg	Low risk	25/08/2016
ASS- Sensitivity Discs (Single Discs)	SD820	Cefixime	Low risk	20/12/2012
ASS- Sensitivity Discs (Single Discs)	SD821	Cefpodoxim CPD 30mcg	Low risk	25/08/2016
ASS- Sensitivity Discs (Single Discs)	SD822	Garenoxacin GRN 5 mcg	Low risk	25/08/2016
ASS- Sensitivity Discs (Single Discs)	SD823	Sitafloxacin STX 5 mcg	Low risk	25/08/2016
ASS- Sensitivity Discs (Single Discs)	SD824	Tosufloxacin TOS 5 mcg	Low risk	25/08/2016
ASS- Sensitivity Discs (Single Discs)	SD825	Biapenem BPM 10 mcg	Low risk	25/08/2016
ASS- Sensitivity Discs (Single Discs)	SD826	Cefepime Amikacin 58.8:14.6.mcg CPA	Low risk	25/08/2016
ASS- Sensitivity Discs (Single Discs)	SD827	Florfenikol FLO 30mcg	Low risk	25/08/2016
ASS- Sensitivity Discs (Single Discs)	SD828	Cefpodoxime:Levofloxacin 10:5 mcg	Low risk	25/08/2016
ASS- Sensitivity Discs (Single Discs)	SD829	Meropenem/Sulbactam MRS 10:5 mcg	Low risk	25/08/2016
ASS- Sensitivity Discs (Single Discs)	SD830V	Ceftriazone Vancomycin CVA (30:30)	Low risk	25/08/2016
ASS- Sensitivity Discs (Single Discs)	SD831	Ampicillin/Sulbactam (A/S) 20:10	Low risk	25/08/2016
ASS- Sensitivity Discs (Single Discs)	SD832	Cefixime : Azithromycin CFA 5:15 mcg	Low risk	25/08/2016
ASS- Sensitivity Discs (Single Discs)	SD833	Cefquinome CEQ 30mcg	Low risk	25/08/2016
ASS- Sensitivity Discs (Single Discs)	SD834	Ceftriaxone CTR 128 mcg	Low risk	25/08/2016
ASS- Sensitivity Discs (Single Discs)	SD835	Sulphatrimethoprim STM 128/128 mcg	Low risk	25/08/2016
ASS- Sensitivity Discs (Single Discs)	SD836	Erythromycin E 60 mcg	Low risk	25/08/2016
ASS- Sensitivity Discs (Single Discs)	SD837	Kanmycin K 1000 mcg	Low risk	25/08/2016
ASS- Sensitivity Discs (Single Discs)	SD838	Quninupristin/Dalfopristin RP 15/15 mcg	Low risk	25/08/2016
ASS- Sensitivity Discs (Single Discs)	SD839	Levofloxacin/Cefpodoxime LEC 250 : 200 mcg	Low risk	25/08/2016
ASS- Sensitivity Discs (Single Discs)	SD840	Ampicillin/Sulbactam A/S 20/12.5 mcg	Low risk	25/08/2016
ASS- Sensitivity Discs (Single Discs)	SD841	Garenoxacin GRN 1mcg	Low risk	25/08/2016
ASS- Sensitivity Discs (Single Discs)	SD842	Garenoxacin GRN 5mcg	Low risk	25/08/2016
ASS- Sensitivity Discs (Single Discs)	SD843	Mipenem (Meropenem) MIP 10 mcg	Low risk	25/08/2016

ASS- Sensitivity Discs (Single Discs)	SD844	Ranicef (Cefdinir) RNF 5 mcg	Low risk	25/08/2016
ASS- Sensitivity Discs (Single Discs)	SD845	Clavamox (Amoxicillin / Clavulanic acid)	Low risk	25/08/2016
ASS- Sensitivity Discs (Single Discs)	SD846	Ciprotab (Ciprofloxacin) CPT 5 mcg	Low risk	25/08/2016
ASS- Sensitivity Discs (Single Discs)	SD847	Ciprotab (Ciprofloxacin) CPT 10mcg	Low risk	25/08/2016
ASS- Sensitivity Discs (Single Discs)	SD848	Meropenem/Sulbactam MRS 2/200mcg	Low risk	25/08/2016
ASS- Sensitivity Discs (Single Discs)	SD849	Flucloxacillin FCO 30mcg	Low risk	25/08/2016
ASS- Sensitivity Discs (Single Discs)	SD850	Cefuroxime/Clavulanic acid CCV 30/7.5mcg	Low risk	28/04/2017
ASS- Sensitivity Discs (Single Discs)	SD851	Cefixime/Dicloxacillin CDC 5/12.5mcg	Low risk	28/04/2017
ASS- Sensitivity Discs (Single Discs)	SD852	Cefpodoxime / Clavulanic acid CCL 10/5mcg	Low risk	16/12/2017
ASS- Sensitivity Discs (Single Discs)	SD853	Nafithromycin NFT 15mcg	Low risk	30/10/2018
ASS- Sensitivity Discs (Single Discs)	SD854	Levonadifloxacin LND 10mcg	Low risk	30/10/2018
ASS- Sensitivity Discs (Single Discs)	SD855	Dicrysticin-S DCR 50mcg	Low risk	22/04/2019
ASS- Sensitivity Discs (Single Discs)	SD856	Garenoxacin GRN 10mcg	Low risk	22/04/2019
ASS- Sensitivity Discs (Single Discs)	SD857	Cefepime / sulbactam	Low risk	10/11/2020
ASS- Sensitivity Discs (Single Discs)	SD858	Cefotaxime / Sulbactam	Low risk	10/11/2020
ASS- Sensitivity Discs (Single Discs)	SD859	Ceftizoxime / Sulbactam	Low risk	10/11/2020
ASS- Sensitivity Discs (Single Discs)	SD860	Meropenem / EDTA	Low risk	10/11/2020
ASS-HiComb™ MIC Strip, Modified	MDM001	Amikacin HiComb™ MIC Strip, Modified	Low risk	10/11/2020
ASS-HiComb™ MIC Strip, Modified	MDM002	Amoxicillin HiComb™ MIC Strip, Modified	Low risk	10/11/2020
ASS-HiComb™ MIC Strip, Modified	MDM003	Amoxyclav HiComb™ MIC Strip, Modified	Low risk	10/11/2020
ASS-HiComb™ MIC Strip, Modified	MDM068	Ampicillin HiComb™ MIC Strip, Modified	Low risk	10/11/2020
ASS-HiComb™ MIC Strip, Modified	MDM109	Ampicillin /Sulbactam HiComb™ MIC Strip, Modified	Low risk	10/11/2020
ASS-HiComb™ MIC Strip, Modified	MDM070	Cefepime HiComb™ MIC Strip, Modified	Low risk	10/11/2020
ASS-HiComb™ MIC Strip, Modified	MDM064	Cefotaxime HiComb™ MIC Strip, Modified	Low risk	10/11/2020
ASS-HiComb™ MIC Strip, Modified	MDM101	Cefoxitin HiComb™ MIC Strip, Modified	Low risk	10/11/2020
ASS-HiComb™ MIC Strip, Modified	MDM012	Ceftazidime HiComb™ MIC Strip, Modified	Low risk	10/11/2020
ASS-HiComb™ MIC Strip, Modified	MDM066	Ceftriaxone HiComb™ MIC Strip, Modified	Low risk	10/11/2020
ASS-HiComb™ MIC Strip, Modified	MDM016	Chloramphenicol HiComb™ MIC Strip, Modified	Low risk	10/11/2020
ASS-HiComb™ MIC Strip, Modified	MDM017	Ciprofloxacin HiComb™ MIC Strip, Modified	Low risk	10/11/2020

ASS-HiComb™ MIC Strip, Modified	MDM020	Colistin HiComb™ MIC Strip, Modified	Low risk	10/11/2020
ASS-HiComb™ MIC Strip, Modified	MDM108	Fosfmycin HiComb™ MIC Strip, Modified	Low risk	10/11/2020
ASS-HiComb™ MIC Strip, Modified	MDM025	Gentamicin HiComb™ MIC Strip, Modified	Low risk	10/11/2020
ASS-HiComb™ MIC Strip, Modified	MDM080	Meropenem HiComb™ MIC Strip, Modified	Low risk	10/11/2020
ASS-HiComb™ MIC Strip, Modified	MDM065	Oxacillin HiComb™ MIC Strip, Modified	Low risk	10/11/2020
ASS-HiComb™ MIC Strip, Modified	MDM084	Penicillin HiComb™ MIC Strip, Modified	Low risk	10/11/2020
ASS-HiComb™ MIC Strip, Modified	MDM043	Polymyxin B HiComb™ MIC Strip, Modified	Low risk	10/11/2020
ASS-HiComb™ MIC Strip, Modified	MDM055	Teicoplanin HiComb™ MIC Strip, Modified	Low risk	10/11/2020
ASS-HiComb™ MIC Strip, Modified	MDM056	Tetracycline HiComb™ MIC Strip, Modified	Low risk	10/11/2020
ASS-HiComb™ MIC Strip, Modified	MDM089	Tigecycline HiComb™ MIC Strip, Modified	Low risk	10/11/2020
ASS-HiComb™ MIC Strip, Modified	MDM059	Trimethoprim HiComb™ MIC Strip, Modified	Low risk	10/11/2020
ASS-HiComb™ MIC Strip, Modified	MDM060	Vancomycin HiComb™ MIC Strip, Modified	Low risk	10/11/2020
ASS-HiComb™ MIC Strip, Modified	MDM071	Amphotericin B HiComb™ MIC Strip, Modified	Low risk	10/11/2020
ASS-HiComb™ MIC Strip, Modified	MDM072	Fluconazole HiComb™ MIC Strip, Modified	Low risk	10/11/2020
ASS-HiComb™ MIC Strip, Modified	MDM086	Voriconazole HiComb™ MIC Strip, Modified	Low risk	10/11/2020
ASS-HiMIC™ Plate Kit	MPK001	Amikacin HiMIC™ Plate Kit (contains HMP001,LQ314II,PW1378,R-MPK001)	Low risk	10/11/2020
ASS-HiMIC™ Plate Kit	MPK068	Ampicillin HiMIC™ Plate Kit (contains HMP068,LQ314II,PW1378,R-MPK068)	Low risk	10/11/2020
ASS-HiMIC™ Plate Kit	MPK109	Ampicillin/Sulbactam HiMIC™ Plate Kit (contains HMP109,LQ314II,PW1378,R-MPK109)	Low risk	10/11/2020
ASS-HiMIC™ Plate Kit	MPK071	Amphotericin B HiMIC™ Plate Kit (contains HMP071,LQ314I,PW1378,R-MPK071)	Low risk	17/06/2021
ASS-HiMIC™ Plate Kit	MPK070	Cefepime HiMIC™ Plate Kit (contains HMP070,LQ314I,PW1378,R-MPK070)	Low risk	10/11/2020
ASS-HiMIC™ Plate Kit	MPK101	Cefoxitin HiMIC™ Plate Kit (contains HMP101,LQ314II,PW1378,R-MPK101)	Low risk	10/11/2020
ASS-HiMIC™ Plate Kit	MPK012	Ceftazidime HiMIC™ Plate Kit (contains HMP012,LQ314II,PW1378,R-MPK012)	Low risk	10/11/2020
ASS-HiMIC™ Plate Kit	MPK016	Chloramphenicol HiMIC™ Plate Kit (contains HMP016,LQ314II,PW1378,R-MPK016)	Low risk	10/11/2020
ASS-HiMIC™ Plate Kit	MPK017	Ciprofloxacin HiMIC™ Plate Kit (contains HMP017,LQ314II,PW1378,R-MPK017)	Low risk	10/11/2020
ASS-HiMIC™ Plate Kit	MPK019	Clindamycin HiMIC™ Plate Kit (contains HMP019,LQ314II,PW1378,R-MPK019)	Low risk	10/11/2020
ASS-HiMIC™ Plate Kit	MPK020	Colistin HiMIC™ Plate Kit (contains HMP020,LQ314II,PW1378,R-MPK020)	Low risk	10/11/2020

ASS-HiMIC™ Plate Kit	MPK085	Ertapenem HiMIC™ Plate Kit (contains HMP085,LQ314II,PW1378,R-MPK085)	Low risk	10/11/2020
ASS-HiMIC™ Plate Kit	MPK025	Gentamicin HiMIC™ Plate Kit (contains HMP025,LQ314II,PW1378,R-MPK025)	Low risk	10/11/2020
ASS-HiMIC™ Plate Kit	MPK104	Imipenem HiMIC™ Plate Kit (contains HMP104,LQ314II,PW1378,R-MPK104)	Low risk	10/11/2020
ASS-HiMIC™ Plate Kit	MPK156	Isavuconazole HiMIC™ Plate Kit (contains HMP156,LQ314I,PW1378,R-MPK156)	Low risk	17/06/2021
ASS-HiMIC™ Plate Kit	MPK073	Itraconazole HiMIC™ Plate Kit (contains HMP073,LQ314I,PW1378,R-MPK073)	Low risk	17/06/2021
ASS-HiMIC™ Plate Kit	MPK080	Meropenem HiMIC™ Plate Kit (contains HMP080,LQ314I,PW1378,R-MPK080)	Low risk	10/11/2020
ASS-HiMIC™ Plate Kit	MPK084	Penicillin HiMIC™ Plate Kit (contains HMP084,LQ314II,PW1378,R-MPK084)	Low risk	10/11/2020
ASS-HiMIC™ Plate Kit	MPK042	Piperacillin/Tazobactam HiMIC™ Plate Kit (contains HMP042,LQ314I,PW1378,R-MPK042)	Low risk	10/11/2020
ASS-HiMIC™ Plate Kit	MPK043	Polymyxin B HiMIC™ Plate Kit (contains HMP043,LQ314II,PW1378,R-MPK043)	Low risk	10/11/2020
ASS-HiMIC™ Plate Kit	MPK120	Posaconazole HiMIC™ Plate Kit (contains HMP120,LQ314II,PW1378,R-MPK120)	Low risk	17/06/2021
ASS-HiMIC™ Plate Kit	MPK055	Teicoplanin HiMIC™ Plate Kit (contains HMP055,LQ314II,PW1378,R-MPK055)	Low risk	10/11/2020
ASS-HiMIC™ Plate Kit	MPK089	Tigecycline HiMIC™ Plate Kit (contains HMP089,LQ314II,PW1378,R-MPK089)	Low risk	10/11/2020
ASS-HiMIC™ Plate Kit	MPK060	Vancomycin HiMIC™ Plate Kit (contains HMP060,LQ314II,PW1378,R-MPK060)	Low risk	10/11/2020
ASS-HiMIC™ Plate Kit	MPK086	Variconazole HiMIC™ Plate Kit (contains HMP086,LQ314II,PW1378,R-MPK086)	Low risk	17/06/2021

HiMedia Laboratories Private Limited

C-40, Road No.21Y, MIDC, Wagle Industrial Area,
Thane(W) - 400604 , Website : www.himedialabs.com,
Email : info@himedialabs.com

Certificate of Analysis, Quality and Conformity

Material Code : DD019	Material Name : Kovac's Reagent Strips (25 Strips / vI)	Lot No : 0000623504
Report No.: 40001426900	Date of Release & Report : 2023-12-28	Expiry Date : 2024-12

Appearance

Filter paper strips of 70 mm x 5 mm.

Cultural Response

Cultural characteristics observed after an incubation at 35-37°C for 18- 24 hours by inserting Kovac's Reagent Strips between the plug and inner wall of tube,above the inoculated Peptone Water (M028).

Organism	Growth	Indole
Cultural Response		
<i>Escherichia coli</i> ATCC 25922	luxuriant	positive reaction, pink colour at the lower portion of the strip.
<i>Enterobacter aerogenes</i> ATCC 13048	luxuriant	negative reaction, no colour change.

- . ATCC is a registered trade mark of the American Type Culture Collection
- . NCTC and National Collection of Type Culture are registered trade mark of the Health Protection Agency

Control Media :

- . For Bacteria : Soyabean Casein Digest Agar / Columbia Blood Agar base enriched with 5% v/v Sheep/Horse blood.
- . For Yeast & Mold : Sabouraud Dextrose Agar.

- . All ISO 11133 : 2014/Amd.1:2018(E) control strains are included in the Quality parameter
- . HiMedia Laboratories Pvt Ltd is Certified for ISO 9001:2015, ISO 13485:2016 , WHO GMP

Storage & Shelf Life

Store between 2 - 8°C. Use before expiry date on the label.

STATUS OF THE MATERIAL : APPROVED


This is to certify that this lot passes and it confirms to the above mentioned tests and specifications . The information given here is believed to be correct and accurate, however, both the information and products are offered without warranty for any particulars use, other than that specified in the current HiMedia manual or product sheets. The results reported were obtained at the time of release.

This document has been produced electronically and is valid



Gowri V

**Microbiologist/Sr.Executive
Microbiologist**



Ujwala M. Kokate

Asst./Dy/QC Manager



Dr. Santosh Kaul

Dy/QA Manager

2023-12-28

HiMedia Laboratories Private Limited

C-40, Road No.21Y, MIDC, Wagle Industrial Area,
Thane(W) - 400604 , Website : www.himedialabs.com,
Email : info@himedialabs.com

Certificate of Analysis, Quality and Conformity

Material Code : M456I	Material Name : Yeast Extract Agar, Modified	Lot No : 000510844
Report No.: 40001186400	Date of Release & Report : 2021-12-09	Expiry Date : 2026-11

Appearance

Cream to yellow coloured homogeneous free flowing powder . Observed : Light yellow

Gelling

Firm, comparable with 1.5% Agar gel

Colour and Clarity of prepared medium

Yellow coloured clear to very slightly opalescent gel forms in petri plates.

Reaction

Reaction of 2.4% w/v aqueous solution at 25°C.

pH

pH Range :7.00-7.40 Observed : 7.40

Cultural Response

Cultural characteristics observed after an incubation at 35 - 37°C for 18 - 24 hours.

Organism	Inoculum (CFU)	Growth	Recovery
Cultural Response			
<i>Enterobacter aerogenes</i> ATCC 13048 (WDCM 00175)	50-100	luxuriant	>=70%
<i>Escherichia coli</i> ATCC 25922 (WDCM 00013)	50-100	luxuriant	>=70%
<i>Pseudomonas aeruginosa</i> ATCC 27853 (WDCM 00025)	50-100	luxuriant	>=70%
<i>Staphylococcus aureus</i> ATCC 25923 (WDCM 00034)	50-100	luxuriant	>=70%

- . ATCC is a registered trade mark of the American Type Culture Collection
- . NCTC and National Collection of Type Culture are registered trade mark of the Health Protection Agency

Control Media :

- . For Bacteria : Soyabean Casein Digest Agar / Columbia Blood Agar base enriched with 5% v/v Sheep/Horse blood.
- . For Yeast & Mold : Sabouraud Dextrose Agar.

- . All ISO 11133 : 2014/Amd.1:2018(E) control strains are included in the Quality parameter

. Information for BSE/TSE Risk: The material was subjected to pH <= 7.0 and/or a temperature in excess of 75°C for no less than 2 hours during the manufacturing process. The bovine raw material for this product was collected entirely from Indian Origin animals in a licensed based establishment. The animals are inspected under a Govt. approved veterinarian's supervision and were apparently free from infectious and contagious diseases. BSE (Bovine Spongiform Encephalopathy)/ TSE (Transmissible Spongiform Encephalopathy) and dioxine are not known to exist in India. This material does not contain, nor is derived from the

HiMedia Laboratories Private Limited

C-40, Road No.21Y, MIDC, Wagle Industrial Area,
Thane(W) - 400604 , Website : www.himedialabs.com,
Email : info@himedialabs.com

Certificate of Analysis, Quality and Conformity

Material Code : M456I	Material Name : Yeast Extract Agar, Modified	Lot No : 000510844
Report No.: 40001186400	Date of Release & Report : 2021-12-09	Expiry Date : 2026-11

specific risks material as defined in The Maharashtra Animal Preservation Act Govt. of Maharashtra, India.

STATUS OF THE MATERIAL : APPROVED


This is to certify that this lot passes and it confirms to the above mentioned tests and specifications . The information given here is believed to be correct and accurate, however, both the information and products are offered without warranty for any particulars use, other than that specified in the current HiMedia manual or product sheets. The results reported were obtained at the time of release.

This document has been produced electronically and is valid



Prachi Ratnakar

**Microbiologist/Sr.Executive
Microbiologist**



Ujwala M. Kokate

Asst./Dy/QC Manager



Dr. Santosh Kaul

Dy/QA Manager

2021-12-09

HiMedia Laboratories Private Limited

C-40, Road No.21Y, MIDC, Wagle Industrial Area,
Thane(W) - 400604 , Website : www.himedialabs.com,
Email : info@himedialabs.com

Certificate of Analysis, Quality and Conformity

Material Code : M493I	Material Name : Bile Esculin Azide Agar	Lot No : 0000596180
Report No.: 40001370494	Date of Release & Report : 2023-06-29	Expiry Date : 2028-05

Appearance

Light yellow to brownish yellow homogeneous free flowing powder. Observed : Light yellow

Gelling

Firm, comparable with 1.5% Agar gel

Colour and Clarity of prepared medium

Amber coloured, clear to slightly opalescent solution with a bluish tinge forms in Petri plates.

Reaction

Reaction of 5.67% w/v aqueous solution at 25°C.

pH

pH Range :7.00-7.40 Observed : 7.39

Cultural Response

Cultural characteristics observed after an incubation at 35-37°C for 18- 24 hours.

Organism	Inoculum (CFU)	Growth	Recovery	Esculin Hydrolysis
Cultural Response				
<i>Enterococcus faecalis</i> ATCC 29212 (WDCM 00087)	50-100	luxuriant	>=50%	positive reaction,blackening of medium around the colony
<i>Escherichia coli</i> ATCC 25922 (WDCM 00013)	>=10 ⁴	inhibited	0%	-
<i>Staphylococcus aureus</i> ATCC 25923 (WDCM 00034)	50-100	good	40-50%	negative reaction
<i>Proteus mirabilis</i> ATCC 25933	50-100	good	40-50%	negative reaction
<i>Streptococcus pyogenes</i> ATCC 19615	50-100	none-poor	<=10%	negative reaction

- . ATCC is a registered trade mark of the American Type Culture Collection
- . NCTC and National Collection of Type Culture are registered trade mark of the Health Protection Agency

Control Media :

- . For Bacteria : Soyabean Casein Digest Agar / Columbia Blood Agar base enriched with 5% v/v Sheep/Horse blood.
- . For Yeast & Mold : Sabouraud Dextrose Agar.

- . All ISO 11133 : 2014/Amd.1:2018(E) control strains are included in the Quality parameter
- . HiMedia Laboratories Pvt Ltd is Certified for ISO 9001:2015, ISO 13485:2016 , WHO GMP

. Information for BSE/TSE Risk: The material was subjected to pH <= 7.0 and/or a temperature in excess of 75°C for no less than 2 hours during the manufacturing process. The bovine raw material for this product was collected entirely from Indian Origin animals in a licensed based establishment. The animals are inspected under a Govt. approved veterinarian's supervision and were

HiMedia Laboratories Private Limited

C-40, Road No.21Y, MIDC, Wagle Industrial Area,
Thane(W) - 400604 , Website : www.himedialabs.com,
Email : info@himedialabs.com

Certificate of Analysis, Quality and Conformity

Material Code : M493I	Material Name : Bile Esculin Azide Agar	Lot No : 0000596180
Report No.: 40001370494	Date of Release & Report : 2023-06-29	Expiry Date : 2028-05

apparently free from infectious and contagious diseases. BSE (Bovine Spongiform Encephalopathy)/ TSE (Transmissible Spongiform Encephalopathy) and dioxine are not known to exist in India. This material does not contain, nor is derived from the specific risks material as defined in The Maharashtra Animal Preservation Act Govt. of Maharashtra, India.

STATUS OF THE MATERIAL : APPROVED


This is to certify that this lot passes and it confirms to the above mentioned tests and specifications . The information given here is believed to be correct and accurate, however, both the information and products are offered without warranty for any particulars use, other than that specified in the current HiMedia manual or product sheets. The results reported were obtained at the time of release.

This document has been produced electronically and is valid



Maya Sonavane

**Microbiologist/Sr.Executive
Microbiologist**



Ujwala M. Kokate

Asst./Dy/QC Manager



Dr. Santosh Kaul

Dy/QA Manager

2023-06-29

HiMedia Laboratories Private Limited

C-40, Road No.21Y, MIDC, Wagle Industrial Area,
Thane(W) - 400604 , Website : www.himedialabs.com,
Email : info@himedialabs.com

Certificate of Analysis, Quality and Conformity

Material Code : M612I	Material Name : Slanetz and Bartley Medium	Lot No : 0000618737
Report No.: 40001417844	Date of Release & Report : 2023-11-27	Expiry Date : 2028-10

Appearance

Cream to yellow homogeneous free flowing powder. Observed : Light yellow

Gelling

Firm, comparable with 1.5% Agar gel

Colour and Clarity of prepared medium

Light yellow coloured clear to slightly opalescent gel forms in Petri plates

Reaction

Reaction of 4.65% w/v aqueous solution at 25°C.

pH

pH Range :7.00-7.40 Observed : 7.27

Cultural Response

Cultural characteristics observed after an incubation at 44-45°C for 44- 48 hours.

Organism	Inoculum (CFU)	Growth	Recovery	Colour of colony
Cultural Response				
<i>Enterococcus faecalis</i> ATCC 29212 (WDCM 00087)	50-100	good-luxuriant	>=50%	red or maroon
<i>Enterococcus faecalis</i> ATCC 19433 (WDCM 00009)	50-100	good-luxuriant	>=50%	red or maroon
<i>Enterococcus faecalis</i> DSM 24916 (WDCM 00176)	50-100	good-luxuriant	>=50%	red or maroon
<i>Enterococcus faecium</i> ATCC 6057 (WDCM 00177)	50-100	good-luxuriant	>=50%	red or maroon
<i>Enterococcus faecium</i> NCTC 13169 (WDCM 00178)	50-100	good-luxuriant	>=50%	red or maroon
<i>Escherichia coli</i> ATCC 25922 (WDCM 00013)	>=10 ⁴	inhibited	0%	-
<i>Escherichia coli</i> ATCC 8739 (WDCM 00012)	>=10 ⁴	inhibited	0%	-
<i>Staphylococcus aureus</i> subsp. <i>aureus</i> ATCC 6538	>=10 ⁴	inhibited	0%	-
<i>Staphylococcus aureus</i> subsp. <i>aureus</i> ATCC 25923	>=10 ⁴	inhibited	0%	-

. ATCC is a registered trade mark of the American Type Culture Collection

. NCTC and National Collection of Type Culture are registered trade mark of the Health Protection Agency

Control Media :

HiMedia Laboratories Private Limited

C-40, Road No.21Y, MIDC, Wagle Industrial Area,
Thane(W) - 400604 , Website : www.himedialabs.com,
Email : info@himedialabs.com

Certificate of Analysis, Quality and Conformity

Material Code : M612I	Material Name : Slanetz and Bartley Medium	Lot No : 0000618737
Report No.: 40001417844	Date of Release & Report : 2023-11-27	Expiry Date : 2028-10

- . For Bacteria : Soyabean Casein Digest Agar / Columbia Blood Agar base enriched with 5% v/v Sheep/Horse blood.
- . For Yeast & Mold : Sabouraud Dextrose Agar.


- . All ISO 11133 : 2014/Amd.1:2018(E) control strains are included in the Quality parameter
- . HiMedia Laboratories Pvt Ltd is Certified for ISO 9001:2015, ISO 13485:2016 , WHO GMP

. Information for BSE/TSE Risk: The material was subjected to pH \leq 7.0 and/or a temperature in excess of 75°C for no less than 2 hours during the manufacturing process. The bovine raw material for this product was collected entirely from Indian Origin animals in a licensed based establishment. The animals are inspected under a Govt. approved veterinarian's supervision and were apparently free from infectious and contagious diseases. BSE (Bovine Spongiform Encephalopathy)/ TSE (Transmissible Spongiform Encephalopathy) and dioxine are not known to exist in India. This material does not contain, nor is derived from the specific risks material as defined in The Maharashtra Animal Preservation Act Govt. of Maharashtra, India.

STATUS OF THE MATERIAL : APPROVED


This is to certify that this lot passes and it confirms to the above mentioned tests and specifications . The information given here is believed to be correct and accurate, however, both the information and products are offered without warranty for any particulars use, other than that specified in the current HiMedia manual or product sheets. The results reported were obtained at the time of release.

This document has been produced electronically and is valid



Sheetal Shewale

**Microbiologist/Sr.Executive
Microbiologist**



Ujwala M. Kokate

Asst./Dy/QC Manager



Dr. Santosh Kaul

Dy/QA Manager

2023-11-27

CERTIFICATE OF ANALYSIS

SF97B

Gridded Cellulose Nitrate Membrane, Sterile

Lot Number : **0000621102**


QC Test Date : 04.01.2024

Expiry Date : 31.01.2027

Store at : 15°C-30°C

TEST	SPECIFICATIONS	RESULTS
Description	Gridded Cellulose Nitrate Membrane, Sterile	Complies
Pore size	0.22 microns	Complies
Membrane diameter	47 mm	Complies
Sterility	Sterile	Complies

Status of the material : **APPROVED**



Vishakha Surve

Department, Quality Control
Cell Biology



Neha Saini

Department, Quality Control
Cell Biology

This is to certify that this lot passes and conforms to the above mentioned tests and specifications. User must ensure suitability of the product in their application prior to use.

This document has been produced electronically

HiMedia Laboratories Pvt Ltd., Plot No: C40, Road No : 21Y, MIDC, Wagle Industrial Estate, Thane(W) - 400604, Maharashtra, India. Tel No. 022- 69034800, Email: atc@himedialabs.com, Website : www.himedialabs.com

CERTIFICATE OF ANALYSIS


SF97D

Gridded Cellulose Nitrate Membrane,
Sterile

Lot Number : **0000616313**
QC Test Date : 10.01.2024
Expiry Date : 31.01.2027
Store at : 15°C-30°C

TEST	SPECIFICATIONS	RESULTS
Description	Gridded white Cellulose Nitrate membrane with 47 mm diameter	Complies
Thickness	90-120 microns	Complies
Pore size	0.45 µm	Complies
Bubble point	30.5 to 34.8 psi	Complies
Flow rate (deionized water at 25°C, -10psi)	75.73 to 81.43 ml/min/cm ²	Complies
Sterility	No bacterial or fungal growth is observed after 14 days of incubation, as per USP specification.	Complies
Microbial test	Retention of 10 ⁷ organisms/cm ² Serratia marcescens ATCC14756 challenge. Recovery of Fecal coliform >90%	Complies

Status of the material : **APPROVED**



Vishakha Surve

Department, Quality Control
Cell Biology



Neha Saini

Department, Quality Control
Cell Biology

This is to certify that this lot passes and conforms to the above mentioned tests and specifications. User must ensure suitability of the product in their application prior to use.

This document has been produced electronically

HiMedia Laboratories Pvt Ltd., Plot No: C40, Road No : 21Y, MIDC, Wagle Industrial Estate, Thane(W) - 400604, Maharashtra, India. Tel No. 022- 69034800, Email: atc@himedialabs.com, Website : www.himedialabs.com



Oxidase Discs

DD018

Oxidase Discs are used for detection of oxidase production by microorganisms like *Neisseria*, *Alcaligenes*, *Aeromonas*, *Vibrio*'s, *Campylobacter* and *Pseudomonas*, which give positive reactions and for excluding *Enterobacteriaceae*, which give negative reactions.

Directions

Oxidase reaction is carried out by touching and spreading a well isolated colony on the oxidase disc. The reaction is observed within 5-10 seconds at 25-30°C. A change later than 10 seconds or no change at all is considered negative reaction.

Precautions

1. „Do not use stainless steel or nichrome inoculating wires, as false positive reaction may result from surface oxidation products formed during flame sterilization.
2. „Growth from media containing dyes is not suitable for testing.
3. „Timing is critical (5-10 sec) for interpretation of results.
4. „Perform oxidase test on all gram-negative bacilli.
5. „Cytochrome oxidase production may be inhibited by acid production. False negative reactions may be exhibited by *Vibrio*, *Aeromonas* and *Plesiomonas* species when grown on a medium containing fermentable carbohydrate e.g. MacConkey Agar (M081). Colonies taken from media containing nitrate may give unreliable results. The loss of activity of the oxidase reagent is caused by auto-oxidation which may be avoided by adding 0.1% ascorbic acid (3).

Principle And Interpretation

Certain bacteria possess either cytochrome oxidase or indophenol oxidase (an iron-containing haemoprotein), which catalyzes the transport of electrons from donor compounds (NADH) to electron acceptors (usually oxygen). In the oxidase test, a colourless dye such as N, N-dimethyl-p-phenylenediamine serves as an artificial electron acceptor for the enzyme oxidase. The dye is oxidized to form indophenol blue, a coloured compound. The test is useful in the initial characterization of aerobic gram-negative bacteria of the genera *Aeromonas*, *Plesiomonas*, *Pseudomonas*, *Campylobacter* and *Pasteurella*.

Oxidase discs are sterile filter paper discs impregnated with N, N-dimethyl-p-phenylenediamine oxalate, ascorbic acid and a-naphthol. These discs overcome the necessity of daily preparation of fresh reagent. Gordon and McLeod (1) introduced oxidase test for identifying gonococci based upon the ability of certain bacteria to produce indophenol blue from the oxidation of dimethyl-p-phenylenediamine and a-naphthol. Gaby and Hadley (2) introduced a more sensitive method by using N, N-dimethyl-p-phenylenediamine oxalate where all staphylococci were oxidase negative. In a positive reaction the enzyme cytochrome oxidase combines with N,N-dimethyl-p-phenylenediamine oxalate and a-naphthol to form the dye, indophenol blue.

Quality Control

Appearance

Filter paper discs of 10 mm diameter

Cultural response

Typical oxidase reaction given by 18-48 hour culture observed within 5-10 seconds at 25-30°C.

Organism	Reaction Observed
<i>Pseudomonas aeruginosa</i> ATCC 27853	positive : deep purplish blue colouration of disc

<i>Neisseria gonorrhoeae</i> ATCC 19424	positive : deep purplish blue colouration of disc
<i>Escherichia coli</i> ATCC 25922	negative : purplish blue colouration after 10 sec/ no colour change
<i>Staphylococcus aureus</i> ATCC 25923	negative : no colour change

Storage and Shelf Life

Store at 2 - 8°C. Use before expiry date on the label.

Reference

- 1.Gordon J. and Mcleod J.W., 1928, J. Path. Bact., 31:185
- 2.Gaby W.L and Hadley C., 1957. J. Bact., 74:356
- 3.Steel. K.J. 1962. J. Appl. Bact. 25:445

Revision : 1 / 2011



Disclaimer :

User must ensure suitability of the product(s) in their application prior to use. Products conform solely to the information contained in this and other related HiMedia™ publications. The information contained in this publication is based on our research and development work and is to the best of our knowledge true and accurate. HiMedia™ Laboratories Pvt Ltd reserves the right to make changes to specifications and information related to the products at any time. Products are not intended for human or animal diagnostic or therapeutic use but for laboratory, research or further manufacturing use only, unless otherwise specified. Statements contained herein should not be considered as a warranty of any kind, expressed or implied, and no liability is accepted for infringement of any patents.



Kovac's Reagent Strip

DD019

Kovac's Reagent Strips are used to detect indole producing bacteria.

Directions

Indole production by organisms is observed by inserting the Kovac's reagent strip between the plug and inner wall of the tube, above the inoculated Peptone Water (M028) and incubating at 35-37°C for 18-24 hours.

Preparation of Kovac's reagent

Kovac's reagent is prepared by dissolving 10 gm of p-dimethyl aminobenzaldehyde in 150 ml of isoamyl alcohol and then slowly adding 50 ml of concentrated hydrochloric acid.

Principle And Interpretation

The various enzymes involved in the degradation of tryptophan to indole are collectively called as tryptophanase, a general term used to denote the complete system of enzymes (2). The presence of indole is detected by the Kovac's reagent strip which turns pink in the presence of indole.

Kovac's Reagent Strips are sterile filter paper strips impregnated with Kovac's reagent. Peptone is used in the preparation of Peptone Water because of its high tryptophan content. When tryptophan is degraded by bacteria, indole is produced. Tryptone Water (M463) can also be used to detect indole production in the identification of members of coliform group (1).

Quality Control

Appearance

Filter paper strips of 70 mm x 5 mm.

Cultural Response

Cultural characteristics observed after an incubation at 35-37°C for 18-24 hours by inserting Kovac's Reagent Strips between the plug and inner wall of tube, above the inoculated Peptone Water (M028).

Organism	Growth	Indole
<i>Escherichia coli</i> ATCC 25922	luxuriant	positive reaction, pink colour at the lower portion of the strip.
<i>Enterobacter aerogenes</i> ATCC 13048	luxuriant	negative reaction, no colour change.

Storage and Shelf Life

Store at 2 - 8°C. Use before expiry date on the label.

Reference

- Eaton A.D, Clesceri L.S., Greenberg. A.E, Rice E. W.(Eds) 2005, Standard Methods for the Examination of Water and wastewater, 21st ed., APHA, Washington DC.
- MacFaddin J. F., 2000, Biochemical Tests for Identification of Medical Bacteria, 3rd ed., Philadelphia: Lippincott. Williams and Wilkins.

Revision : 1 / 2011

Disclaimer :



User must ensure suitability of the product(s) in their application prior to use. Products conform solely to the information contained in this and other related HiMedia™ publications. The information contained in this publication is based on our research and development work and is to the best of our knowledge true and accurate. HiMedia™ Laboratories Pvt Ltd reserves the right to make changes to specifications and information related to the products at any time. Products are not intended for human or animal diagnostic or therapeutic use but for laboratory, research or further manufacturing use only, unless otherwise specified. Statements contained herein should not be considered as a warranty of any kind, expressed or implied, and no liability is accepted for infringement of any patents.



TTC Solution 1% (10 ml per vial)

FD057

Recommended for the detection of microbial growth by means of TTC reduction.

Composition

Ingredients

2,3,5-Triphenyl tetrazolium chloride
Distilled water

Concentration (10 ml per vial)

0.10 gm
10.00 ml

Directions:

Warm up refrigerated 1% TTC Solution and add 15 ml in sterile, molten, cooled (45-50°C) 1000 ml of M-Enterococcus Agar Base, Modified [M1048](#) or 10 ml in 1000 ml sterile, molten, cooled (45-50°C) CAE Agar Base [M1310](#) / CAE HiVeg™ Agar Base [MV1310](#) / KF Streptococcal Agar Base [M248](#) / KF Streptococcal HiVeg™ Agar Base [MV248](#) / KF Streptococcal HiCynth™ Agar Base MCD248 / KF Streptococcal Broth Base [M249](#) / KF Streptococcal HiVeg™ Broth Base [MV249](#) / KF Streptococcus Agar Base w/ BCP [M1007](#) / KF Streptococcus Agar Base w/ BCP, Granulated [GM1007](#) / KF Streptococcus Broth Base w/ BCP [M1021](#) / KF Streptococcus HiVeg™ Broth Base w/ BCP [MV1021](#) / L.S. Differential Medium Base [M582](#) / L.S. Differential HiVeg™ Medium Base [MV582](#) / M-Azide Broth Base [M1119](#) / M-Azide HiVeg™ Broth Base [MV1119](#) / M-Slanetz Enterococcus Broth Base [M1113](#) / M-Slanetz Enterococcus HiVeg™ Broth Base [MV1113](#) / Motility Medium S Base [M514](#) / Pagano Levin Base [M1390](#) / SM Selective Agar Base [M1289](#) / MUD SF Broth Base [M1343](#) / Carnobacterium Selective Agar Base (CTAS Agar Base) **M1892** or 2.5 ml in sterile, molten, cooled (45-50°C) 1000 ml Modified Tergitol 7 Agar Base [M616I](#) / Modified Tergitol 7 Agar Base, Granulated (Tergitol -7 Agar Base, Modified, Granulated) [GM616I](#) / M-Tergitol 7 Agar w/ Meat extract [M1678](#) or 3 ml in sterile, molten, cooled (45-50°C) 1000 ml Tergitol 7 Agar Base [M616](#) / Tergitol 7 HiVeg™ Agar Base [MV616](#) / Tergitol 7 HiCynth™ Agar Base **MCD616** / Tryptone Sucrose Tetrazolium Agar Base [M1217](#) or 5 ml in sterile, molten, cooled (45- 50°C) 1000 ml Crystal Violet Tetrazolium Agar Base [M586](#) / Crystal Violet Tetrazolium HiVeg™ Agar Base [MV586](#) / HiCrome™ M-Coliconfirm Broth Base [M2064](#) / HiCrome™ M-Coliconfirm Agar Base [M2058](#) / Modified Tergitol Agar Base w/ 1.0% Agar [M1699](#) / Slanetz and Bartley Medium w/o TTC [M612A](#) / lanetz and Bartley Medium w/o TTC, Granulated GM612A / Enterococcus Agar Base [M2077](#) / Enterococcus Differential Agar Base (TITG Agar Base) [M1896](#). If desired add 3 ml in sterile, molten, cooled (45-50°C) 1000ml of Tergitol-7 Agar H [M850](#)/ Tergitol-7 HiVeg™ Agar H [MV850](#) / Tergitol-7 Broth [M851](#)/ Tergitol-7 HiVeg™ Broth [MV851](#). Mix well and pour / dispense into sterile petri plates / tubes.

Type of specimen

Clinical samples - faeces, urine etc; Food samples; Water samples

Specimen Collection and Handling

For clinical samples follow appropriate techniques for handling specimens as per established guidelines (1,2).

For food samples, follow appropriate techniques for sample collection and processing as per guidelines (3).

For water samples, follow appropriate techniques for sample collection, processing as per guidelines and local standards

(4). After use, contaminated materials must be sterilized by autoclaving before discarding.

Warning & Precautions

In Vitro diagnostic use. For professional use only. Read the label before opening the container. Wear protective gloves/ protective clothing/eye protection/face protection. Follow good microbiological lab practices while handling specimens and culture. Standard precautions as per established guidelines should be followed while handling clinical specimens. Safety guidelines may be referred in individual safety data sheets.

Storage and Shelf Life

Store at 2 - 8°C. Use before expiry date on the label.

Disposal

User must ensure safe disposal by autoclaving and/or incineration of used or unusable preparations of this product. Follow established laboratory procedures in disposing of infectious materials and material that comes into contact with clinical sample must be decontaminated and disposed of in accordance with current laboratory techniques (1,2).

Reference

1. Isenberg (Ed.),2004, Clinical Microbiology Procedures Handbook, Vol.3, American Society for Microbiology, Washington. D.C.
2. Jorgensen, J.H., Pfaller, M.A., Carroll, K.C., Funke, G., Landry, M.L., Richter, S.S and Warnock., D.W. (2015) Manual of Clinical Microbiology,11th Edition. Vol. 1.
3. Salfinger Y., and Tortorello M.L., 2015, Compendium of Methods for the Microbiological Examination of Foods, 5th Ed., American Public Health Association, Washington, D.C.
4. Baird R.B., Eaton A.D., and Rice E.W., (Eds.), 2015, Standard Methods for the Examination of Water and Wastewater, 23rd ed., APHA, Washington, D.C.

Revision :02/2022



HiMedia Laboratories Pvt.
Limited, Plot No.C-40, Road
No.21Y, MIDC, Wagle Industrial
Area, Thane (W) -400604, MS,
India



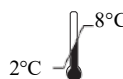
CEpartner4U, Esdoornlaan 13,
3951DB Maarn, NL
www.cepartner4u.eu



**In vitro diagnostic
medical device**



CE Marking



Storage temperature



**Do not use if
package is damaged**

Disclaimer :

User must ensure suitability of the product(s) in their application prior to use. Products conform solely to the information contained in this and other related HiMedia™ publications. The information contained in this publication is based on our research and development work and is to the best of our knowledge true and accurate. HiMedia™ Laboratories Pvt Ltd reserves the right to make changes to specifications and information related to the products at any time. Products are not intended for human or animal diagnostic or therapeutic use but for laboratory, research or further manufacturing use only, unless otherwise specified. Statements contained herein should not be considered as a warranty of any kind, expressed or implied, and no liability is accepted for infringement of any patents.

HiIndicator™ pH papers

LA310, LA312, LA315, LA318, LA321, LA323, LA334, LA335.

The convenience of using HiIndicator papers for the rapid determination of pH values has led to many applications in laboratories and industry. These pH papers are made with special indicator dyes that change color at specified pH value.

Somewhat uneven colour of the strips is of no consequence. The colour obtained on use is indicative of the correct pH.

Application : Analytical chemistry, biology & various laboratories and industries etc.

Product Name	Product Code	Description	pH Range
HiIndicator™ pH papers.	LA310	HiIndicator pH paper	2.00 – 10.50
	LA312	HiIndicator pH paper	3.50 – 6.00
	LA315	HiIndicator pH paper	3.80 – 5.30
	LA318	HiIndicator pH paper	5.00 – 7.50
	LA321	HiIndicator pH paper	6.50 – 9.00
	LA323	HiIndicator pH paper	8.00 – 10.50
	LA334	HiIndicator pH paper	2.00 - 4.50
	LA335	HiIndicator pH paper	1.00 - 14.00

Direction for use : Tear off strip of indicator paper and insert it for a few seconds into the solution to be tested. With highly viscous or stained liquids and with suspensions, drip the substance onto the indicator paper. Compare the wet paper with the colour scale. For papers where liquids are dripped, compare the reverse side. Possible discolouration of the dry new papers may be caused by their high sensitivity. This does not impair the efficacy of the Indicator papers for pH determinations.

The so-called indicator error may occur with very weakly buffered or unbuffered solution and can be compensated for up to a point in the following manner. : - The strip can be made to adhere to the inner wall of the a test tube, which can then filled to the upper edge of the paper with the fluid to be tested. After 1/2 to 1 minute, the colour of the paper may be compared with the scale through the glass of test tube.

Product Features:

- Instant pH readings.
- Accurate for a wide range of routine pH testing.
- Convenient and portable for field use.
- Pack Size : 1 pack-200 Nos.

Disclaimer :

User must ensure suitability of the product(s) in their application prior to use. Products conform solely to the information contained in this and other related HiMedia™ publications. The information contained in this publication is based on our research and development work and is to the best of our knowledge true and accurate. HiMedia™ Laboratories Pvt Ltd reserves the right to make changes to specifications and information related to the products at any time. Products are not intended for human or animal diagnostic or therapeutic use but for laboratory, research or further manufacturing use only, unless otherwise specified. Statements contained herein should not be considered as a warranty of any kind, expressed or implied, and no liability is accepted for infringement of any patents.

HiMedia Laboratories Pvt. Ltd. A-516, Swastik Disha Business Park, Via Vadhani Ind. Est., LBS Marg, Mumbai-400086, India.
Customer care No.: 022-6147 1919 Email: techhelp@himedialabs.com Website: www.himedialabs.com



Lactose Broth

LQ212C

Intended use

Recommended for the detection of coliform bacteria in water foods, dairy products as per standard methods.

Composition**

Ingredients	Gms / Litre
Peptone	5.000
HM Peptone B [#]	3.000
Lactose	5.000
Final pH (at 25°C)	6.9±0.2

**Formula adjusted, standardized to suit performance parameters

- Equivalent to Beef extract

Directions

Label the ready to use LQ212C bottle. Inoculate 50-100 cfu sample and Incubate at specified temperature and time.

Principle And Interpretation

Examination of water, foods, ingredients and raw materials, for the presence of marker groups such as coliforms is one of the most common tests in a microbiology laboratory, partly because of the relative ease and speed with which these tests can be accomplished. Where it is claimed that drinking water has been processed for safety, the finding of such organism demonstrates a failure of the process. It is a valuable bacterial indicator for determining the extent of fecal contamination of recreational surface waters or drinking water (1).

Lactose Broth is recommended by APHA in the performance and confirmation of the presumptive test for coliform bacteria in water(2), food (3) and milk (4). This medium was initially listed as an alternative to Lauryl Sulfate Broth in the presumptive Standard Total Coliform Multiple-Tube (MPN) Test for water analysis. Although it is not the original formulation. Lactose Broth provides excellent results in Eijkman Assays of gas production at 45°C, which is a characteristic of *Escherichia coli*. While preparing this medium it is important to avoid overheating and to distribute it into tubes before sterilization.

Peptone and HM Peptone B in the medium supply nitrogenous and carbonaceous compounds, long chain amino acids and other essential nutrients to the organisms. Lactose is a fermentable carbohydrate for the coliforms. Tubes of Lactose Broth are inoculated with dilutions of water or milk, etc. under test, and incubated at 35°C and examined for gas formation after 24 and 48 hours. Members of the coliform group are defined as aerobic and facultative anaerobic gram-negative and non-sporing bacilli, which ferment lactose with gas formation within 48 hours at 35°C. In testing dairy products, Lactose Broth is used only in the completed test (3). Large water samples may require double strength Lactose Broth to minimize the final volume.

Type of specimen

Food and dairy samples; Water samples

Specimen Collection and Handling:

For food and dairy samples, follow appropriate techniques for sample collection and processing as per guidelines (5,6). For water samples, follow appropriate techniques for sample collection, processing as per guidelines and local standards (1). After use, contaminated materials must be sterilized by autoclaving before discarding.

Warning and Precautions :

Read the label before opening the container. Wear protective gloves/protective clothing/eye protection/face protection. Follow good microbiological lab practices while handling specimens and culture. Standard precautions as per established guidelines should be followed while handling specimens. Safety guidelines may be referred in individual safety data sheets.

Limitations :

1. Individual organisms differ in their growth requirement and may show variable growth patterns on the medium.
2. Each lot of the medium has been tested for the organisms specified on the COA. It is recommended to users to validate the medium for any specific microorganism other than mentioned in the COA based on the user's unique requirement.

Performance and Evaluation

Performance of the medium is expected when used as per the direction on the label within the expiry period when stored at recommended temperature.

Quality Control

Appearance

Sterile clear Lactose Broth in glass bottle.

Colour

Light to medium amber coloured clear solution.

Quantity of medium

100 ml of medium in glass bottle

Sterility test

Passes release criteria

pH

6.70-7.10

Cultural Response

Cultural characteristics observed after an incubation at 35-37°C for 18-48 hours.

Organism	Inoculum (CFU)	Growth	Gas
# <i>Klebsiella aerogenes</i> ATCC 13048 (00175*)	50-100	luxuriant	positive reaction
<i>Enterococcus faecalis</i> ATCC 29212 (00087*)	50-100	luxuriant	negative reaction
<i>Escherichia coli</i> ATCC 25922 (00013*)	50-100	luxuriant	positive reaction
<i>Pseudomonas aeruginosa</i> ATCC 27853 (00025*)	50-100	luxuriant	negative reaction
\$ <i>Pseudomonas paraaeruginosa</i> ATCC 9027 (00026*)	50-100	luxuriant	negative reaction
<i>Escherichia coli</i> ATCC 8739 (00012*)	50-100	luxuriant	positive reaction

Key : * Corresponding WDCM numbers, # Formerly known as *Enterobacter aerogenes*

\$ Formerly known as *Pseudomonas aeruginosa*

Storage and Shelf Life

On receipt store between 15-30°C. Use before expiry date on the label. Product performance is best if used within stated expiry period.

Disposal

User must ensure safe disposal by autoclaving and/or incineration of used or unusable preparations of this product. Follow established laboratory procedures in disposing of infectious materials and material that comes into contact with sample must be decontaminated and disposed of in accordance with current laboratory techniques (3,4).

Reference

1. Lipps WC, Braun-Howland EB, Baxter TE, eds. Standard methods for the Examination of Water and Wastewater, 24th ed. Washington DC:APHA Press; 2023.
2. Corry J. E. L., Curtis G. D. W., and Baird R. M., Culture Media for Food Microbiology, Vol. 34, Progress in Industrial Microbiology, 1995, Elsevier, Amsterdam.
3. Isenberg, H.D. Clinical Microbiology Procedures Handbook 2nd Edition.
4. Jorgensen, J.H., Pfaller, M.A., Carroll, K.C., Funke, G., Landry, M.L., Richter, S.S and Warnock., D.W. (2015) Manual of Clinical Microbiology, 11th Edition. Vol. 1.
5. Salfinger Y., and Tortorello M.L., 2015, Compendium of Methods for the Microbiological Examination of Foods, 5th Ed., American Public Health Association, Washington, D.C.
6. Wehr H. M. and Frank J. H., 2004, Standard Methods for the Microbiological Examination of Dairy Products, 17th Ed., APHA Inc., Washington, D.C.

Please refer disclaimer Overleaf.

Disclaimer :

User must ensure suitability of the product(s) in their application prior to use. Products conform solely to the information contained in this and other related HiMedia™ publications. The information contained in this publication is based on our research and development work and is to the best of our knowledge true and accurate. HiMedia™ Laboratories Pvt Ltd reserves the right to make changes to specifications and information related to the products at any time. Products are not intended for human or animal or therapeutic use but for laboratory, diagnostic, research or further manufacturing use only, unless otherwise specified. Statements contained herein should not be considered as a warranty of any kind, expressed or implied, and no liability is accepted for infringement of any patents.



Nutrient Agar

M001

Intended use

Nutrient Agar is used as a general purpose medium for the cultivation of less fastidious microorganisms, can be enriched with blood or other biological fluids.

Composition**

Ingredients	g / L
Peptone	5.000
Sodium chloride	5.000
HM peptone B [#]	1.500
Yeast extract	1.500
Agar	15.000
Final pH (at 25°C)	7.4±0.2

**Formula adjusted, standardized to suit performance parameters

- Equivalent to Beef extract

Directions

Suspend 28.0 grams in 1000 ml purified / distilled water. Heat to boiling to dissolve the medium completely. Sterilize by autoclaving at 15 lbs pressure (121°C) for 15 minutes. Cool to 45-50°C. If desired ,the medium can be enriched with 5-10% blood or other biological fluids. Mix well and pour into sterile Petri plates.

Principle And Interpretation

Nutrient media are basic culture media used for maintaining microorganisms, cultivating fastidious organisms by enriching with serum or blood and are also used for purity checking prior to biochemical or serological testing (1,2). Nutrient Agar is ideal for demonstration and teaching purposes where a more prolonged survival of cultures at ambient temperature is often required without risk of overgrowth that can occur with more nutritious substrate. This relatively simple formula has been retained and is still widely used in the microbiological examination of variety of materials and is also recommended by standard methods. It is one of the several non-selective media useful in routine cultivation of microorganisms (3,4). It can be used for the cultivation and enumeration of bacteria which are not particularly fastidious. Addition of different biological fluids such as horse or sheep blood, serum, egg yolk etc. makes it suitable for the cultivation of related fastidious organisms. Peptone, HM peptone B and yeast extract provide the necessary nitrogen compounds, carbon, vitamins and also some trace ingredients necessary for the growth of bacteria. Sodium chloride maintains the osmotic equilibrium of the medium.

Type of specimen

Clinical samples - faeces, urine ; Food and dairy samples; Water samples

Specimen Collection and Handling:

For clinical samples follow appropriate techniques for handling specimens as per established guidelines (5,6).

For food and dairy samples, follow appropriate techniques for sample collection and processing as per guidelines (3,4,7).

For water samples, follow appropriate techniques for sample collection, processing as per guidelines and local standards (8).

After use, contaminated materials must be sterilized by autoclaving before discarding.

Warning and Precautions :

In Vitro diagnostic use. For professional use only. Read the label before opening the container. Wear protective gloves/protective clothing/eye protection/ face protection. Follow good microbiological lab practices while handling specimens and culture. Standard precautions as per established guidelines should be followed while handling clinical specimens. Safety guidelines may be referred in individual safety data sheets.

Limitations :

1. Individual organisms differ in their growth requirement and may show variable growth patterns on the medium.
2. Each lot of the medium has been tested for the organisms specified on the COA. It is recommended to users to validate the medium for any specific microorganism other than mentioned in the COA based on the user's unique requirement.

Performance and Evaluation

Performance of the medium is expected when used as per the direction on the label within the expiry period when stored at recommended temperature.

Quality Control

Appearance

Cream to yellow homogeneous free flowing powder

Gelling

Firm, comparable with 1.5% Agar gel

Colour and Clarity of prepared medium

Light yellow coloured clear to slightly opalescent gel forms in Petri plates

Reaction

Reaction of 2.8% w/v aqueous solution at 25°C. pH : 7.4±0.2

pH

7.20-7.60

Cultural Response

Productivity : Cultural characteristics observed after an incubation at 35-37°C for 18-48 hours.

Organism	Inoculum (CFU)	Growth	Recovery
Productivity			
<i>Escherichia coli</i> ATCC 25922 (00013*)	50-100	good-luxuriant	≥70%
<i>Pseudomonas aeruginosa</i> ATCC 27853 (00025*)	50-100	good-luxuriant	≥70%
<i>Salmonella</i> Typhi ATCC 6539	50-100	good-luxuriant	≥70%
<i>Staphylococcus aureus</i> subsp. <i>aureus</i> ATCC 25923 (00034*)	50-100	good-luxuriant	≥70%
<i>Streptococcus pyogenes</i> ATCC 19615	50-100	good-luxuriant	≥70%
<i>Salmonella</i> Enteritidis ATCC 13076 (00030*)	50-100	good-luxuriant	≥70%
<i>Salmonella</i> Typhimurium ATCC 14028 (00031*)	50-100	good-luxuriant	≥70%
<i>Yersinia enterocolitica</i> ATCC 9610 (00038*)	50-100	good-luxuriant	≥70%
<i>Yersinia enterocolitica</i> ATCC 23715 (00160*)	50-100	good-luxuriant	≥70%

Key : (*) Corresponding WDCM numbers.

Storage and Shelf Life

Store between 10-30°C in a tightly closed container and the prepared medium at 20-30°C. Use before expiry date on the label. On opening, product should be properly stored dry, after tightly capping the bottle in order to prevent lump formation due to the hygroscopic nature of the product. Improper storage of the product may lead to lump formation. Store in dry ventilated area protected from extremes of temperature and sources of ignition. Seal the container tightly after use. Product performance is best if used within stated expiry period.

Disposal

User must ensure safe disposal by autoclaving and/or incineration of used or unusable preparations of this product. Follow established laboratory procedures in disposing of infectious materials and material that comes into contact with clinical sample must be decontaminated and disposed of in accordance with current laboratory techniques (5,6).

Reference

- 1.Lapage S., Shelton J. and Mitchell T., 1970, Methods in Microbiology', Norris J. and Ribbons D., (Eds.), Vol. 3A, Academic Press, London.
- 2.MacFaddin J. F., 2000, Biochemical Tests for Identification of Medical Bacteria, 3rd Ed., Lippincott, Williams and Wilkins,Baltimore.
- 3.American Public Health Association, Standard Methods for the Examination of Dairy Products, 1978, 14th Ed., Washington D.C.
- 4.Salfinger Y., and Tortorello M.L., 2015, Compendium of Methods for the Microbiological Examination of Foods, 5th Ed., American Public Health Association, Washington, D.C.
- 5.Isenberg, H.D. Clinical Microbiology Procedures Handbook 2nd Edition.
- 6.Jorgensen, J.H., Pfaller, M.A., Carroll, K.C., Funke, G., Landry, M.L., Richter, S.S and Warnock., D.W. (2015) Manual of Clinical Microbiology, 11th Edition. Vol. 1.
- 7.Wehr H. M. and Frank J. H., 2004, Standard Methods for the Microbiological Examination of Dairy Products, 17th Ed.,APHA Inc., Washington, D.C.
- 8.Lipps WC, Braun-Howland EB, Baxter TE,eds. Standard methods for the Examination of Water and Wastewater, 24th ed. Washington DC:APHA Press; 2023.

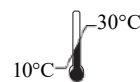
Revision : 07/2024



HiMedia Laboratories Pvt. Limited,
Plot No.C-40, Road No.21Y,
MIDC, Wagle Industrial Area,
Thane (W) -400604, MS, India



IVD *In vitro* diagnostic
medical device



Storage temperature



CEpartner4U, Esdoornlaan 13,
3951DB Maarn, NL
www.cepartner4u.eu



CE Marking



**Do not use if
package is damaged**

Disclaimer :

User must ensure suitability of the product(s) in their application prior to use. Products conform solely to the information contained in this and other related HiMedia™ publications. The information contained in this publication is based on our research and development work and is to the best of our knowledge true and accurate. HiMedia™ Laboratories Pvt Ltd reserves the right to make changes to specifications and information related to the products at any time. Products are not intended for human or animal or therapeutic use but for laboratory, diagnostic, research or further manufacturing use only, unless otherwise specified. Statements contained herein should not be considered as a warranty of any kind, expressed or implied, and no liability is accepted for infringement of any patents.



Peptone Water

M028

Intended Use:

Peptone Water is used as a growth medium and as a base for carbohydrate fermentation media.

Composition**

Ingredients	Gms / Litre
Peptone	10.000
Sodium chloride	5.000
Final pH (at 25°C)	7.2±0.2

**Formula adjusted, standardized to suit performance parameters

Directions

Suspend 15.0 grams in 1000 ml purified/distilled water. Add the test carbohydrate in desired quantity and dissolve completely. Dispense in tubes with or without inverted Durhams tubes and sterilize by autoclaving at 15 lbs pressure (121°C) for 15 minutes.

Principle And Interpretation

Peptone Water can be utilized as a base for carbohydrate fermentation studies with the addition of sugar and indicators such as bromocresol purple, phenol red or bromothymol blue. Peptone Water is also suitable as a substrate in the study of indole production. Peptone used in Peptone Water is rich in tryptophan content. Presence of indole can be demonstrated using either Kovacs or Ehrlich reagent.

Peptone Water is recommended (1,2,3) for studying the ability of an organism to ferment a specific carbohydrate which aid in differentiation of genera and species. Peptone water is formulated as per Shread, Donovan and Lee (4). Peptone Water with pH adjusted to 8.4 is suitable for the cultivation and enrichment of *Vibrio* species. Peptone provides nitrogenous and carbonaceous compounds, long chain amino acids, vitamins provides essential nutrients. Sodium chloride maintains the osmotic balance of the medium. To study the fermentation ability of carbohydrates, saccharose, rhamnose, salicin are generally added in 0.5% amount separately to the basal medium before or after sterilization. The acidity formed during fermentation can be detected by addition of phenol red indicator, which shows a colour change of the medium from red to yellow under acidic conditions. If desired, Durham's tube may be used to detect the gas production if produced.

Type of specimen

Isolated microorganism from clinical specimen, food, dairy and water samples.

Specimen Collection and Handling

For clinical samples follow appropriate techniques for handling specimens as per established guidelines (5,6). For food and dairy samples, follow appropriate techniques for sample collection and processing as per guidelines (7,8,9). For water samples, follow appropriate techniques for sample collection, processing as per guidelines and local standards (10). After use, contaminated materials must be sterilized by autoclaving before discarding.

Warning and Precautions

In Vitro diagnostic use. For professional use only. Read the label before opening the container. Wear protective gloves/protective clothing/eye protection/face protection. Follow good microbiological lab practices while handling clinical specimens and culture. Standard precautions as per established guidelines should be followed while handling clinical specimens. Safety guidelines may be referred in individual safety data sheets.

Limitations

1. Due to nutritional variations, some strains may show poor growth.
2. Further serological and biochemical tests should be carried out on pure colony for complete identification.

Performance and Evaluation

Performance of the medium is expected when used as per the direction on the label within the expiry period when stored at recommended temperature.

Quality Control

Appearance

Cream to yellow homogeneous free flowing powder

Colour and Clarity of prepared medium

Light amber coloured clear solution without any precipitate

Reaction

Reaction of 1.5% w/v aqueous solution at 25°C. pH : 7.2±0.2

pH

7.00-7.40

Cultural Response

Cultural characteristics observed after an incubation at 35-37°C for 18-24 hours.

Organism	Inoculum (CFU)	Growth	Indole test
<i>Staphylococcus aureus</i> subsp. <i>aureus</i> ATCC 25923 (00034*)	50-100	luxuriant	negative reaction, no red ring at the interface of the medium on addition of Kovac's reagent (R008)
<i>Escherichia coli</i> ATCC 25922 (00013*)	50-100	luxuriant	positive reaction, red ring at the interface of the medium on addition of Kovac's reagent (R008)
<i>Salmonella</i> Typhimurium ATCC 14028 (00031*)	50-100	luxuriant	negative reaction, no red ring at the interface of the medium on addition of Kovac's reagent (R008)

Key : (*) Corresponding WDCM numbers.

Storage and Shelf Life

Store between 10-30°C in a tightly closed container and the prepared medium at 15-30°C. Use before expiry date on the label. On opening, product should be properly stored dry, after tightly capping the bottle in order to prevent lump formation due to the hygroscopic nature of the product. Improper storage of the product may lead to lump formation. Store in dry ventilated area protected from extremes of temperature and sources of ignition Seal the container tightly after use. Product performance is best if used within stated expiry period.

Disposal

User must ensure safe disposal by autoclaving and/or incineration of used or unusable preparations of this product. Follow established laboratory procedures in disposing of infectious materials and material that comes into contact with clinical sample must be decontaminated and disposed of in accordance with current laboratory techniques (5,6).

References

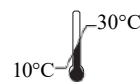
1. Finegold and Baron, 1986, Bailey and Scotts Diagnostic Microbiology, 7th ed., The C.V. Mosby Co., St. Louis.
2. Lennette and others (Eds.), 1985, Manual of Clinical Microbiology, 4th ed, ASM, Washington, D.C.
3. MacFaddin J., 1980, Biochemical Tests for Identification of Medical Bacteria, 2nd ed., Williams and Wilkins, Baltimore.
4. Shread P., Donovan T.J, and Lee J.V, (1981), Soc. Gen, Microbiol. Q., 8, 184.
5. Isenberg, H.D. Clinical Microbiology Procedures Handbook 2nd Edition.
6. Jorgensen, J.H., Pfaller, M.A., Carroll, K.C., Funke, G., Landry, M.L., Richter, S.S and Warnock., D.W. (2015) Manual of Clinical Microbiology, 11th Edition. Vol. 1.
7. American Public Health Association, Standard Methods for the Examination of Dairy Products, 1978, 14th Ed., Washington
8. Salfinger Y., and Tortorello M.L., 2015, Compendium of Methods for the Microbiological Examination of Foods, 5th Ed., American Public Health Association, Washington, D.C.
9. Wehr H. M. and Frank J. H., 2004, Standard Methods for the Microbiological Examination of Dairy Products, 17th Ed., APHA Inc., Washington, D.C.
10. Lipps WC, Braun-Howland EB, Baxter TE, eds. Standard methods for the Examination of Water and Wastewater, 24th ed. Washington DC:APHA Press; 2023.



HiMedia Laboratories Pvt. Limited,
Plot No.C-40, Road No.21Y,
MIDC, Wagle Industrial Area,
Thane (W) -400604, MS, India



In vitro diagnostic
medical device



Storage temperature



CEpartner4U, Esdoornlaan 13,
3951DB Maarn, NL
www.cepartner4u.eu



CE Marking



Do not use if
package is damaged

Disclaimer :

User must ensure suitability of the product(s) in their application prior to use. Products conform solely to the information contained in this and other related HiMedia™ publications. The information contained in this publication is based on our research and development work and is to the best of our knowledge true and accurate. HiMedia™ Laboratories Pvt Ltd reserves the right to make changes to specifications and information related to the products at any time. Products are not intended for human or animal or therapeutic use but for laboratory, diagnostic, research or further manufacturing use only, unless otherwise specified. Statements contained herein should not be considered as a warranty of any kind, expressed or implied, and no liability is accepted for infringement of any patents.



Endo Agar, Special

M029R

Endo Agar, Special is recommended for the detection of coliform and other enteric organisms.

Composition**

Ingredients	Gms / Litre
Peptone, special	11.500
Lactose	12.900
Dipotassium phosphate	0.480
Monopotassium phosphate	0.220
Sodium chloride	3.600
Sodium sulphite	0.860
Sodium lauryl sulphate	0.010
Basic fuchsin	0.830
Agar	9.600
Final pH (at 25°C)	7.3±0.2

**Formula adjusted, standardized to suit performance parameters

Directions

Suspend 40.0 grams in 1000 ml distilled water. Boil to dissolve the medium completely. Sterilize by autoclaving at 15 lbs pressure (121°C) for 15 minutes. Cool to 45-50°C. Mix well and pour into sterile Petri plates.

Caution: Basic Fuchsin is a potential Carcinogen and care should be taken to avoid inhalation of the powdered dye and contamination of the skin.

Principle And Interpretation

Endo (1) had first developed a culture medium for differentiation of lactose fermentors and non-fermentors and further developed as today's Endo Agar (2). Endo agar is used for microbiological examination of potable water and waste water, dairy products and food (3,4,5).

Sodium sulphite and basic fuchsin has inhibitory effect on gram-positive microorganisms. Sodium Lauryl sulphate inhibits many organisms other than coliforms. Lactose fermenting coliforms produce aldehyde and acid. The aldehyde in turn liberates fuchsin from the fuchsin-sulphite complex, giving rise to a red colouration of colonies. With *Escherichia coli* this reaction is very pronounced that the fuchsin crystallises, exhibiting to the colonies a permanent greenish metallic lustre (fuchsin lustre). The phosphates buffer the medium. Peptone special provides essential nutrients especially nitrogenous for the coliforms.

Quality Control

Appearance

Light pink to purple homogeneous free flowing powder

Gelling

Firm, comparable with 0.96% Agar gel.

Colour and Clarity of prepared medium

Pink Clear to slightly opalescent gel with a slight precipitate forms in Petri plates.

Reaction

Reaction of 4.0% w/v aqueous solution at 25°C. pH : 7.3±0.2

pH

7.10-7.50

Cultural Response

Cultural characteristics observed after an incubation at 35-37°C for 18-24 hours.

Cultural Response

Organism	Growth	Inoculum (CFU)	Recovery	Colour of Colony
Cultural Response				
<i>Bacillus subtilis</i> ATCC 6633	inhibited	$\geq 10^3$	0%	
<i>Enterobacter aerogenes</i> ATCC 13048	good-luxuriant	50-100	$\geq 50\%$	pink
<i>Enterococcus faecalis</i> ATCC 29212	none-poor	50-100	$\leq 10\%$	pink, small
<i>Escherichia coli</i> ATCC 25922	good-luxuriant	50-100	$\geq 50\%$	pink to rose red with metallic sheen
<i>Klebsiella pneumoniae</i> ATCC 13883	good-luxuriant	50-100	$\geq 50\%$	pink, mucoid
<i>Salmonella Typhi</i> ATCC 6539	good-luxuriant	50-100	$\geq 50\%$	colourless to pale pink
<i>Staphylococcus aureus</i> ATCC 25923	inhibited	$\geq 10^3$	0%	
<i>Pseudomonas aeruginosa</i> ATCC 27853	good-luxuriant	50-100	$\geq 50\%$	colourless, irregular
<i>Proteus vulgaris</i> ATCC 13315	good-luxuriant	50-100	$\geq 50\%$	colourless to pale pink
<i>Shigella sonnei</i> ATCC 25931	good-luxuriant	50-100	$\geq 50\%$	colourless to pale pink

Storage and Shelf Life

Store below 30°C in tightly closed container and prepared medium at 2 – 8°C away from light to avoid photo-oxidation. Use before expiry date on the label.

Reference

1. Endo, 1904, Zentralbl. Bakteriolog., Abt. 1., Orig., 35:109.
2. Levin and Schoenlein, 1930, A Compilation of Culture Media for the Cultivation of Microorganisms, Williams and Wilkins, Baltimore.
3. Greenberg, Trussell and Clesceri (ed.), 1998, Standard Methods for the Examination of Water and Wastewater, 20th ed., APHA, Washington, D.C.
4. Richardson (ed.), 1992, Standard Methods for the Examination of Dairy Products, 16th ed., APHA, Washington, D.C.
5. Speck M., 1984, Compendium of Methods for the Microbiological Examination of Foods, 3rd ed., APHA, Washington, D.C.

Revision : 01 / 2014



Disclaimer :

User must ensure suitability of the product(s) in their application prior to use. Products conform solely to the information contained in this and other related HiMedia™ publications. The information contained in this publication is based on our research and development work and is to the best of our knowledge true and accurate. HiMedia™ Laboratories Pvt Ltd reserves the right to make changes to specifications and information related to the products at any time. Products are not intended for human or animal or therapeutic use but for laboratory, diagnostic, research or further manufacturing use only, unless otherwise specified. Statements contained herein should not be considered as a warranty of any kind, expressed or implied, and no liability is accepted for infringement of any patents.



Phenol Red Lactose Broth

M275I

Phenol Red Lactose Broth is recommended for lactose fermentation studies.

Composition**

Ingredients	Gms / Litre
Peptic digest of animal tissue	10.000
Sodium chloride	5.000
Lactose	10.000
Phenol red	0.018
Final pH (at 25°C)	7.5±0.2

**Formula adjusted, standardized to suit performance parameters

Directions

Suspend 25.02 grams in 1000 ml distilled water. Heat if necessary to dissolve the medium completely. Dispense in tubes with inverted Durhams tubes. Sterilize by autoclaving at 15 lbs pressure (121°C) for 15 minutes.

Principle And Interpretation

Lactose fermentation is a characteristic that is of great practical importance in the primary isolation of pathogenic enterobacteria. This single characteristic makes possible an immediate presumptive distinction between the intestinal commensals of various genera which ferment lactose and those of the intestinal pathogens i.e. *Salmonella* , *Shigella* , which do not ferment lactose (1). Phenol Red Lactose Broth is formulated as recommended by ISO Committee (2) for studying lactose fermentation by coliforms, which is an important differentiating characteristic for the members of *Enterobacteriaceae* (3).

Peptic digest of animal tissue provides nitrogenous compounds and other essential growth nutrients. Phenol red is the pH indicator, which turns yellow in acidic condition. 18-24 hours old pure culture is inoculated and incubated at 35 to 37°C for 18-24 hours or upto 30 hours.

Quality Control

Appearance

Light yellow to pink homogeneous free flowing powder

Colour and Clarity of prepared medium

Red coloured clear solution without any precipitate

Reaction

Reaction of 2.5% w/v aqueous solution at 25°C. pH : 7.5±0.2 pH : 7.5±0.2

pH

7.30-7.70

Cultural Response

M275I: Cultural characteristics observed after an incubation at 35-37°C for 18-24 hours (longer if necessary)

Organism	Inoculum (CFU)	Growth	Acid	Gas
Cultural Response <i>Escherichia coli</i> ATCC 25922	50-100	luxuriant	positive reaction, yellow colour	positive reaction
<i>Enterobacter aerogenes</i> ATCC 13048	50-100	luxuriant	positive reaction, yellow colour	positive reaction
<i>Klebsiella pneumoniae</i> ATCC 13883	50-100	luxuriant	positive reaction, yellow colour	positive reaction

<i>Proteus vulgaris</i> ATCC 13315	50-100	luxuriant	negative reaction	negative reaction
<i>Salmonella Typhimurium</i> ATCC 14028	50-100	luxuriant	negative reaction	negative reaction
<i>Shigella flexneri</i> ATCC 12022	50-100	luxuriant	negative reaction	negative reaction

Storage and Shelf Life

Store below 30°C in tightly closed container and the prepared medium at 2-8°C. Use before expiry date on the label.

Reference

1. Collee J. G., Fraser A. G., Marmion B. P., Simmons A., (Eds.), 1996, Mackie and McCartney, Practical Medical Microbiology, 14th Edition, Churchill Livingstone
2. International Organization for Standardization, 1990, Draft ISO/DIS 9308-1.
3. Finegold S. M. and Baron E. J., 1986, Bailey and Scotts Diagnostic Microbiology, 7th Ed., The C.V. Mosby Co., St. Louis.

Revision : 2 / 2015

Disclaimer :

User must ensure suitability of the product(s) in their application prior to use. Products conform solely to the information contained in this and other related HiMedia™ publications. The information contained in this publication is based on our research and development work and is to the best of our knowledge true and accurate. HiMedia™ Laboratories Pvt Ltd reserves the right to make changes to specifications and information related to the products at any time. Products are not intended for human or animal or therapeutic use but for laboratory, diagnostic, research or further manufacturing use only, unless otherwise specified. Statements contained herein should not be considered as a warranty of any kind, expressed or implied, and no liability is accepted for infringement of any patents.



Soyabean Casein Digest Agar (Tryptone Soya Agar) (Casein Soyabean Digest Agar)

M290

Intended use

For cultivation of a wide variety of microorganisms from clinical and non-clinical samples and For sterility testing in pharmaceutical procedures.

Composition**

Ingredients	Gms / Litre
Tryptone #	15.000
Soya peptone	5.000
Sodium chloride	5.000
Agar	15.000
Final pH (at 25°C)	7.3±0.2

**Formula adjusted, standardized to suit performance parameters

Equivalent to Pancreatic digest of casein

Directions

Suspend 40.00 grams in 1000 ml purified/distilled water. Heat to boiling to dissolve the medium completely. Sterilize by autoclaving at 15 lbs pressure (121°C) for 15 minutes. If desired, aseptically add 5% v/v defibrinated blood in previously cooled medium to 45-50°C for cultivation. Mix well and pour into sterile Petri plates.

Principle And Interpretation

Soyabean Casein Digest Agar is a widely used medium, which supports the growth of wide variety of organisms even that of fastidious ones such as *Neisseria*, *Listeria*, and *Brucella* etc. The medium with addition of blood provides perfectly defined haemolysis zones, while preventing the lysis of erythrocytes due to its sodium chloride content. It has been frequently used in the health industry to produce antigens, toxins etc. It's simple and inhibitor-free composition makes it suitable for the detection of antimicrobial agents in the food and other products. Tryptone Soya Agar is recommended by various pharmacopoeias as sterility testing medium (1,2). Tryptone Soya Agar conforms as per USP (1) and is used in microbial limit test and antimicrobial preservative - effective test. Gunn et al (3) used this medium for the growth of fastidious organisms and study of haemolytic reaction after addition of 5%v/v blood. The combination of tryptone and soya peptone makes this media nutritious by providing amino acids and long chain peptides for the growth of microorganisms. Sodium chloride maintains the osmotic balance. Soyabean Casein Digest Agar does not contains X and V growth factors. It can be conveniently used in determining the requirements of these growth factors by isolates of *Haemophilus* by the addition of X-factor (DD020), V-factor (DD021), and X+V factor discs (DD022) factor to inoculated TSA plates (4).

Type of specimen

Pharmaceutical samples, Clinical samples- urine, faeces, abscess etc.

Specimen Collection and Handling:

For clinical samples follow appropriate techniques for handling specimens as per established guidelines (5,6). For Pharmaceutical samples follow appropriate techniques for sample collection, handling and processing as per pharmacopoeias (1,2). After use, contaminated materials must be sterilized by autoclaving before discarding.

Warning and Precautions

In Vitro diagnostic Use. For professional use only. Read the label before opening the container. Wear protective gloves/protective clothing/eye protection/ face protection. Follow good microbiological lab practices while handling specimens and culture. Standard precautions as per established guidelines should be followed while handling clinical specimens. Safety guidelines may be referred in individual safety data sheets.

Limitations :

1. Individual organisms differ in their growth requirement and may show variable growth patterns on the medium.
2. Each lot of the medium has been tested for the organisms specified on the COA. It is recommended to users to validate the medium for any specific microorganism other than mentioned in the COA based on the user's unique requirement.
3. Further biochemical and serological tests must be carried out for confirmation.

Performance and Evaluation

Performance of the medium is expected when used as per the direction on the label within the expiry period when stored at recommended temperature.

Quality Control

Appearance

Cream to yellow homogeneous free flowing powder

Gelling

Firm, comparable with 1.5% Agar gel

Colour and Clarity of prepared medium

Basal Medium : Light yellow coloured clear to slightly opalescent gel. After addition of 5-7%w/v sterile defibrinated blood : Cherry red coloured opaque gel forms in Petri plates

Reaction

pH of 4.0% w/v aqueous solution at 25°C .

pH

7.10-7.50

Cultural response

Cultural characteristics was observed after an incubation for Bacterial at 30-35°C 18-24 hours and for Fungal at 30-35°C <=5days.

Organism	Inoculum (CFU)	Observed Lot value (CFU)	Recovery	Observed Lot value (CFU) w/blood	Recovery w/ blood	Haemolysis
<i>Bacillus subtilis subsp. spizizenii</i> ATCC 6633 (00003)*	50 -100	35 -100	>=70 %	35 -100	>=70 %	none
<i>Staphylococcus aureus subsp. aureus</i> ATCC 25923 (00034)*	50 -100	35 -100	>=70 %	35 -100	>=70%	beta
<i>Staphylococcus aureus subsp. aureus</i> ATCC 6538 (00032)*	50 -100	35 -100	>=70 %	35 -100	>=70 %	beta
<i>Escherichia coli</i> ATCC 25922 (00013)*	50 -100	35 -100	>=70 %	35 -100	>=70 %	none
<i>Escherichia coli</i> ATCC 8739 (00012)*	50 -100	35 -100	>=70 %	35 -100	>=70 %	none
<i>Escherichia coli</i> ATCC 11775 (00090)*	50 -100	35 -100	>=70 %	35 -100	>=70 %	none
<i>Escherichia coli</i> NCTC 13167 (00179)*	50 -100	35 -100	>=70 %	35 -100	>=70 %	none
<i>Escherichia coli</i> NCTC 9002	50 -100	35 -100	>=70 %	35 -100	>=70 %	none
<i>Pseudomonas aeruginosa</i> ATCC 27853 (00025)*	50 -100	35 -100	>=70 %	35 -100	>=70 %	-
<i>Pseudomonas aeruginosa</i> ATCC 9027 (00026)*	50 -100	35 -100	>=70 %	35 -100	>=70 %	-
<i>Pseudomonas aeruginosa</i> ATCC 10145 (00024)*	50 -100	35 -100	>=70 %	35 -100	>=70 %	-
<i>Salmonella</i> Abony NCTC 6017 (00029)*	50 -100	35 -100	>=70 %	35 -100	>=70 %	-

<i>Micrococcus luteus</i> ATCC 9341	50 -100	35 -100	≥70 %	35 -100	≥70 %	-
<i>Streptococcus pneumoniae</i> ATCC 6305	50 -100	35 -100	≥70 %	35 -100	≥70 %	-
<i>Salmonella</i> Typhimurium ATCC 14028 (00031)*	50 -100	35 -100	≥70 %	35 -100	≥70 %	-
<i>Enterococcus faecalis</i> ATCC 29212 (00087)*	50 -100	35 -100	≥70 %	35 -100	≥70 %	-
<i>Candida albicans</i> ATCC 10231 (00054)*	50 -100	35 -100	≥70 %	35 -100	≥70 %	-
<i>Candida albicans</i> ATCC 2091 (00055)*	50 -100	35 -100	≥70 %	35 -100	≥70 %	-
# <i>Aspergillus brasiliensis</i> ATCC 16404 (00053)*	50 -100	25 -70	50-70%			-
<i>Clostridium sporogenes</i> ATCC 19404 (00008)*	50 -100	35 -100	≥70 %	35 -100	≥70 %	none

Key : (#)- Formerly known as *Aspergillus niger*, (*) - Corresponding WDCM numbers

Storage and Shelf Life

Store between 10-30°C in a tightly closed container and the prepared medium at 20-30°C. Use before expiry date on the label. On opening, product should be properly stored dry, after tightly capping the bottle in order to prevent lump formation due to the hygroscopic nature of the product. Improper storage of the product may lead to lump formation. Store in dry ventilated area protected from extremes of temperature and sources of ignition Seal the container tightly after use. Product performance is best if used within stated expiry period.

Disposal

User must ensure safe disposal by autoclaving and/or incineration of used or unusable preparations of this product. Follow established laboratory procedures in disposing of infectious materials and material that comes into contact with clinical sample must be decontaminated and disposed of in accordance with current laboratory techniques (5,6).

Reference

- 1.The United States Pharmacopoeia , 2020, The United States Pharmacopoeial Convention Inc., Rockville, MD.
- 2.Indian Pharmacopoeia, 2018, Govt. of India, Ministry of Health and Family Welfare, New Delhi, India.
- 3.Gunn B. A., Ohashi D K., Gaydos C. A., Holt E. S., 1977, J. Clin. Microbiol., 5(6) : 650.
- 4.Forbes B. A., Sahn A. S. and Weissfeld D. F., 1998, Bailey and Scotts Diagnostic Microbiology, 10th Ed., Mosby Inc. St. Louis, Mo
- 5.Isenberg, H.D. Clinical Microbiology Procedures Handbook. 2nd Edition.
- 6.Jorgensen, J.H., Pfaller, M.A., Carroll, K.C., Funke, G., Landry, M.L., Richter, S.S and Warnock., D.W. (2015) Manual of Clinical Microbiology, 11th Edition. Vol. 1.

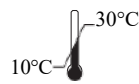
Revision : 03/2022




HiMedia Laboratories Pvt. Limited,
Plot No.C-40, Road No.21Y,
MIDC, Wagle Industrial Area,
Thane (W) -400604, MS, India



**In vitro diagnostic
medical device**



Storage temperature



CEpartner4U, Esdoornlaan 13,
3951DB Maarn, NL
www.cepartner4u.eu



CE Marking



**Do not use if
package is damaged**

Disclaimer :

User must ensure suitability of the product(s) in their application prior to use. Products conform solely to the information contained in this and other related HiMedia™ publications. The information contained in this publication is based on our research and development work and is to the best of our knowledge true and accurate. HiMedia™ Laboratories Pvt Ltd reserves the right to make changes to specifications and information related to the products at any time. Products are not intended for human or animal or therapeutic use but for laboratory, diagnostic, research or further manufacturing use only, unless otherwise specified. Statements contained herein should not be considered as a warranty of any kind, expressed or implied, and no liability is accepted for infringement of any patents.

HiMedia Laboratories Pvt. Ltd. Corporate Office : Plot No.C-40, Road No.21Y, MIDC, Wagle Industrial Area, Thane (W) - 400604, India.
Customer care No.: 022-6147 1919 Email: techhelp@himedialabs.com Website: www.himedialabs.com



Yeast extract Agar, Modified

M456I

Yeast extract Agar, Modified is recommended for enumeration of microorganisms from water.

Composition**

Ingredients	Gms / Litre
Tryptone	6.000
Yeast extract	3.000
Agar	15.000
Final pH (at 25°C)	7.2±0.2

**Formula adjusted, standardized to suit performance parameters

Directions

Suspend 24 grams in 1000 ml distilled water. Heat to boiling to dissolve the medium completely. Sterilize by autoclaving at 15 lbs pressure (121°C) for 15 minutes. Cool to 45-50°C. Mix well and pour into sterile Petri plates.

Principle And Interpretation

Yeast Extract Agar, Modified is a non selective medium formulated according to the ISO specification ISO 6222:1999 for enumeration of microorganisms from water.

Necessary growth nutrients are provided by tryptone and yeast extract. These serve as source of nitrogen, vitamins, growth factors as well as crude source of carbon. Agar acts as a solidifying agent.

Quality Control

Appearance

Cream to yellow coloured homogeneous free flowing powder

Gelling

Firm, comparable with 1.5% Agar gel

Colour and Clarity of prepared medium

Yellow coloured clear to very slightly opalescent gel forms in Petri plates.

Reaction

Reaction of 2.4% w/v aqueous solution at 25°C. pH : 7.2±0.2

pH

7.00-7.40

Cultural Response

Cultural characteristics observed after an incubation at 35 - 37°C for 18 - 24 hours.

Cultural Response

Organism	Inoculum (CFU)	Growth	Recovery
Cultural Response			
<i>Enterobacter aerogenes</i> ATCC 13048	50-100	luxuriant	≥70%
<i>Escherichia coli</i> ATCC 25922	50-100	luxuriant	≥70%
<i>Pseudomonas aeruginosa</i> ATCC 27853	50-100	luxuriant	≥70%
<i>Staphylococcus aureus</i> ATCC 25923	50-100	luxuriant	≥70%

Storage and Shelf Life

Store below 30°C in tightly closed container and the prepared medium at 2 - 8°C. Use before expiry date on the label.

Reference

1. ISO 6222:1999 water quality Enumeration of culturable microorganisms Colony count by incubation in a nutrient agar culture medium.

Revision : 02 / 2015

Disclaimer :

User must ensure suitability of the product(s) in their application prior to use. Products conform solely to the information contained in this and other related HiMedia™ publications. The information contained in this publication is based on our research and development work and is to the best of our knowledge true and accurate. HiMedia™ Laboratories Pvt Ltd reserves the right to make changes to specifications and information related to the products at any time. Products are not intended for human or animal or therapeutic use but for laboratory, diagnostic, research or further manufacturing use only, unless otherwise specified. Statements contained herein should not be considered as a warranty of any kind, expressed or implied, and no liability is accepted for infringement of any patents.



Bile Esculin Azide Agar

M493I

Bile Esculin Azide Agar is a selective medium used for isolation and presumptive identification of fecal Streptococci. The composition and performance criteria of this medium are as per the specifications laid down in ISO 7899-1:1984.

Composition**

Ingredients	Gms / Litre
Casein enzymic hydrolysate	17.000
Peptic digest of animal tissue	3.000
Yeast extract	5.000
Oxgall	10.000
Sodium chloride	5.000
Esculin	1.000
Ferric ammonium citrate	0.500
Sodium azide	0.150
Agar	15.000
Final pH (at 25°C)	7.2±0.2

**Formula adjusted, standardized to suit performance parameters

Directions

Suspend 56.65 grams in 1000 ml distilled water. Heat to boiling to dissolve the medium completely. Sterilize by autoclaving at 15 lbs pressure (121°C) for 15 minutes.

Caution: Sodium azide has a tendency to form explosive metal azides with plumbing materials. It is advisable to use enough water to flush off the disposables.

Principle And Interpretation

Group D Streptococci possess the group D lipoteichoic acid antigen in their cell walls. Former Group D species, which are predominant normal inhabitants of the human gastrointestinal tract, are termed as faecal Streptococci or Enterococci (1). The unique ability of Enterococci to split esculin was reported by Meyer and Schonfeld (2). Enterococci and Group D Streptococci hydrolyse esculin to esculetin and dextrose, which reacts with ferric citrate producing brownish black precipitate (3). The use of esculin hydrolysis in identification of Enterococci was first cited by Rochaix (4). Bile Esculin Agar was originally formulated by Swan (6) for the isolation and identification of Group D Streptococci from food. Facklam and Moody (7, 8) further reported that using Bile Esculin Agar, Group D Streptococci could be differentiated from non Group D Streptococci. Bile Esculin Agar was also shown to aid differentiation of *Enterobacteriaceae*, *Klebsiella*, *Enterobacter*, *Serratia* from other *Enterobacteriaceae* genera (9) on the basis of esculin hydrolysis. However, other tests such as salt tolerance should be performed for identifying Enterococci (5).

Bile Esculin Azide Agar is a modification of Bile Esculin Agar (6, 8) as per Isenberg (10). In this medium the bile concentration is reduced and additional sodium azide is incorporated. Bile Esculin Azide Agar, recommended by the ISO Committee (11) is a modification of Bile Esculin Azide Agar (M493), in the type of carbon sources used.

Casein enzymic hydrolysate, peptic digest of animal tissue and yeast extract serves as sources of carbon, nitrogen, amino acids, vitamins and essential growth nutrients. Oxgall and sodium azide inhibits most of the other accompanying bacteria. Esculin in the medium is hydrolyzed to esculetin and dextrose. Esculetin reacts with ferric citrate to form a dark brown or black complex, visualized as a zone of black precipitate around the colonies. If the media is dispensed in tubes in the form of slants, a positive reaction is indicated by blackening of more than half of the slant within 24-48 hours. If blackening is totally absent or if less than half of the slant is blackened within 24-48 hours, the test is negative. Viridans Streptococci sometimes exhibit a weak positive reaction. Also, *Leuconostoc*, *Pediococcus*, *Lactococcus* species causing human infections give a positive bile esculin test (12). To enhance the growth of Enterococci, Bile Esculin Agar can be supplemented with 50ml/l horse serum (3).

Revision : 2 / 2015

Disclaimer :

User must ensure suitability of the product(s) in their application prior to use. Products conform solely to the information contained in this and other related HiMedia™ publications. The information contained in this publication is based on our research and development work and is to the best of our knowledge true and accurate. HiMedia™ Laboratories Pvt Ltd reserves the right to make changes to specifications and information related to the products at any time. Products are not intended for human or animal or therapeutic use but for laboratory, diagnostic, research or further manufacturing use only, unless otherwise specified. Statements contained herein should not be considered as a warranty of any kind, expressed or implied, and no liability is accepted for infringement of any patents.



Slanetz and Bartley Medium

M612I

Intended use

Recommended for detection and enumeration of faecal Streptococci from water samples by membrane filtration technique. The composition and performance criteria of this medium are as per the specifications laid down in ISO/ DIS 7899 -2: 2000 (E) and APHA.

Composition**

ISO 7899-2:2000 (E), APHA		Slanetz and Bartley Medium		M612I	
Ingredients	Gms / Litre	Ingredients	Gms / Litre	Ingredients	Gms / Litre
Tryptose	20.000	Tryptose	20.000	Tryptose	20.000
Yeast extract	5.000	Yeast extract	5.000	Yeast extract	5.000
Glucose	2.000	Dextrose	2.000	Dextrose	2.000
Dipotassium hydrogen phosphate	4.000	Dipotassium hydrogen phosphate	4.000	Dipotassium hydrogen phosphate	4.000
Sodium azide	0.400	Sodium azide	0.400	Sodium azide	0.400
TTC Solution (1%)	10.00ml	2,3,5-Triphenyl tetrazolium chloride	0.100	2,3,5-Triphenyl tetrazolium chloride	0.100
Agar	8-18	Agar	15.000	Agar	15.000
Final pH (at 25°C)	7.2±0.1	Final pH (at 25°C)	7.2±0.1	Final pH (at 25°C)	7.2±0.1

**Formula adjusted, standardized to suit performance parameters

Directions

Suspend 46.5 grams in 1000 ml purified / distilled water. Heat to boiling to dissolve the medium completely. DO NOT AUTOCLAVE OR OVERHEAT. Excessive heating is detrimental. Cool to 45-50°C. Mix well and pour into sterile Petri plates.

Principle And Interpretation

Slanetz and Bartley Medium was originally devised by Slanetz and Bartley (1) for the detection and enumeration of Enterococci by membrane filtration technique. It can be also used as a direct plating medium (2,3). M612I differs from M612 in the type of buffering system used. This medium composition is as per specifications laid in ISO (4), APHA (5).

Tryptose and yeast extract serves as a source of essential nutrients along with B-complex vitamins and nitrogenous nutrients. The medium is highly selective for Enterococci. Sodium azide has inhibitory effect on gram-negative organisms. Triphenyl Tetrazolium Chloride is reduced to the insoluble formazan inside the bacterial cell forming dark red-coloured colonies. When the medium is incubated at higher temperature (44-45°C), all red or maroon colonies can be considered as presumptive Enterococci (6,7).

The Department of Health (8) has recommended this medium to be used for enumeration of Enterococci in water supplies. Water is filtered through a membrane filter which is then placed on the surface of the Slanetz and Bartley Medium plates and incubated at 35°C for 4 hours and then at 44-45°C for 44-48 hours. Red or maroon colonies are counted as Enterococci. The preliminary incubation at 35°C helps for the recovery of stressed organisms. Not all the species reduce TTC, hence pale colonies also should be considered. Food samples are homogenized and so diluted with physiological saline to give 15-150 colonies on each petri plate. Homogenates or dilutions are spread on agar surface and incubated at 35°C for 48 hours. Pink or dark red colonies with a narrow whitish border are counted (9).

Type of specimen

Water samples

Specimen Collection and Handling:

ISO 7899-2:2000:

Preparation of test sample: Prepare tenfold dilutions of water samples

Choice of technique:

- Pour plate method
- Spread plate method
- Membrane filtration method

Warning and Precautions :

Read the label before opening the container. Wear protective gloves/protective clothing/eye protection/ face protection. Follow good microbiological lab practices while handling specimens and culture. Standard precautions as per established guidelines should be followed while handling specimens. Safety guidelines may be referred in individual safety data sheets.

Limitations :

1. Further biochemical testing is required for identification of species.

Performance and Evaluation

Performance of the medium is expected when used as per the direction on the label within the expiry period when stored at recommended temperature.

Quality Control

Appearance

Cream to yellow homogeneous free flowing powder

Gelling

Firm, comparable with 1.5% Agar gel

Colour and Clarity of prepared medium

Light yellow coloured clear to slightly opalescent gel forms in Petri plates

Reaction

Reaction of 4.65% w/v aqueous solution at 25°C. pH : 7.2±0.1

pH

7.10 -7.30

Cultural Response

Cultural characteristics observed after an incubation at 44-45°C for 44-48 hours.

Organism	Inoculum (CFU)	Growth	Recovery	Colour of colony
<i>Enterococcus faecalis</i> ATCC 29212 (00087*)	50-100	good-luxuriant	≥50%	red or maroon
<i>Enterococcus faecalis</i> ATCC 19433 (00009*)	50-100	good-luxuriant	≥50%	red or maroon
<i>Enterococcus faecalis</i> WDCM 00176	50-100	good-luxuriant	≥50%	red or maroon
<i>Enterococcus faecium</i> ATCC 6057 (00177*)	50-100	good-luxuriant	≥50%	red or maroon
<i>Enterococcus faecium</i> WDCM 00178	50-100	good-luxuriant	≥50%	red or maroon
<i>Escherichia coli</i> ATCC 25922 (00013*)	≥10 ⁴	inhibited	0%	
<i>Escherichia coli</i> ATCC 8739 (00012*)	≥10 ⁴	inhibited	0%	
<i>Staphylococcus aureus</i> subsp. <i>aureus</i> ATCC 6538 (00032*)	≥10 ⁴	inhibited	0%	
<i>Staphylococcus aureus</i> subsp. <i>aureus</i> ATCC 25923 (00034)*	≥10 ⁴	inhibited	0%	

Key : * - Corresponding WDCM numbers

Storage and Shelf Life

Store between 10-30°C in a tightly closed container and the prepared medium at 2-8°C. Use before expiry date on the label. On opening, product should be properly stored dry, after tightly capping the bottle in order to prevent lump formation due to the hygroscopic nature of the product. Improper storage of the product may lead to lump formation. Store in dry ventilated area protected from extremes of temperature and sources of ignition Seal the container tightly after use. Product performance is best if used within stated expiry period.

Disposal

User must ensure safe disposal by autoclaving and/or incineration of used or unusable preparations of this product. Follow established laboratory procedures in disposing of infectious materials and material that comes into contact with sample must be decontaminated and disposed of in accordance with current laboratory techniques (10,11).

Reference

1. Slanetz L. W. and Bartley C.H., 1957, J. Bact., 74:591.
2. Burkwall M.K. and Hartman P.A., 1964, Appl. Microbiol., 12:18.
3. Nordic Committee on Food Analysis, 1968, Leaflet 68.
4. ISO 7899-2:2000, Water Quality - Detection and enumeration of intestinal enterococci - Part 2 :Membrane filtration method.
5. Salfinger Y., and Tortorello M.L., 2015, Compendium of Methods for the Microbiological Examination of Foods, 5th Ed., American Public Health Association, Washington, D.C.
6. Mead G.C., 1966, Proc. Soc. Wat. Treat. Exam., 15:207.
7. Taylor E.W. and Burman N.P., 1964, J. Appl. Bact., 27:294.
8. Department of Health and Social Security, 1982, Report 71, HMSO, London.
9. Baird R.B., Eaton A.D., and Rice E.W., (Eds.), 2015, Standard Methods for the Examination of Water and Wastewater, 23rd ed., APHA, Washington, D.C.
10. Isenberg, H.D. Clinical Microbiology Procedures Handbook. 2nd Edition.
11. Jorgensen, J.H., Pfaller, M.A., Carroll, K.C., Funke, G., Landry, M.L., Richter, S.S and Warnock., D.W. (2015) Manual of Clinical Microbiology, 11th Edition. Vol. 1.

Revision : 06/2022

Disclaimer :

User must ensure suitability of the product(s) in their application prior to use. Products conform solely to the information contained in this and other related HiMedia™ publications. The information contained in this publication is based on our research and development work and is to the best of our knowledge true and accurate. HiMedia™ Laboratories Pvt Ltd reserves the right to make changes to specifications and information related to the products at any time. Products are not intended for human or animal or therapeutic use but for laboratory, diagnostic, research or further manufacturing use only, unless otherwise specified. Statements contained herein should not be considered as a warranty of any kind, expressed or implied, and no liability is accepted for infringement of any patents.



Modified Tergitol 7 Agar Base (Tergitol -7 Agar Base, Modified) M616I

Intended Use:

Recommended for selective isolation and enumeration of coliform organisms in water by membrane filtration method. The composition and performance criteria are in accordance with ISO 9308-1:2000.

Composition**

Ingredients	g/ L
Peptone	10.000
Yeast extract	6.000
HM extract ⊖	5.000
Lactose	20.000
Tergitol 7 (Sodium heptadecyl sulphate)	0.100
Bromo thymol blue	0.050
Agar	16.000
Final pH (at 25°C)	7.2±0.2

**Formula adjusted, standardized to suit performance parameters

⊖ Equivalent to Meat extract

Directions

Suspend 57.15 grams in 1000 ml purified / distilled water. Heat to boiling to dissolve the medium completely. Sterilize by autoclaving at 15 lbs pressure (121°C) for 15 minutes. Cool to 45-50°C. Add 2.5 ml of 1% Triphenyl Tetrazolium Chloride (TTC) (FD057). Mix well and pour into sterile Petri plates.

Principle And Interpretation

Tergitol-7 Agar is a selective and differential medium for the detection and enumeration of coliforms in water. Chapman (1,2) modified his original formula of Tergitol-7 Agar by addition of Triphenyl Tetrazolium Chloride (TTC). It is now recommended by ISO Committee (3).

Tergitol-7 is a selective agent (4) which inhibits gram positive organisms and minimises swarming of *Proteus* species enabling better coliform recovery. Lactose fermentation is observed by change in colour of bromo thymol blue, the pH indicator. Triphenyl Tetrazolium Chloride (TTC) allows earlier recognition and identification of *Escherichia coli* and *Klebsiella aerogenes* in water and food (5).

Peptone, HM extract and yeast extract serve as sources of carbon, nitrogen and other essential nutrients including vitamin B complex. Bromothymol blue is the pH indicator. TTC is rapidly reduced by coliforms except *Escherichia coli* and *Klebsiella aerogenes* to insoluble formazan which gives red colour to the colonies. The lactose fermenters show greenish yellow colonies with yellow zones while lactose non-fermenters show red colonies surrounded by blue zones.

Filter the specimen to be analyzed through two membranes. Place the membrane upon two TTC Tergitol Agar plates. Incubate one plate at 37°C for 24 hours (total coliforms) and the other at 44°C for 18-24 hours (faecal coliforms). The yellow colonies with deep yellow halo after incubation at 44°C should be identified as faecal coliform bacteria.

Type of specimen

Water samples

Specimen Collection and Handling:

For water samples, follow appropriate techniques for sample collection, processing as per guidelines and local standards (6). After use, contaminated materials must be sterilized by autoclaving before discarding.

Warning and Precautions :

Read the label before opening the container. Wear protective gloves/protective clothing/eye protection/ face protection. Follow good microbiological lab practices while handling specimens and culture. Standard precautions as per established guidelines should be followed while handling specimens. Safety guidelines may be referred in individual safety data sheets.

Limitations :

1. Further biochemical and serological tests must be carried out for complete identification.

Performance and Evaluation

Performance of the medium is expected when used as per the direction on the label within the expiry period when stored at recommended temperature.

Quality Control

Appearance

Cream to light green homogeneous free flowing powder

Gelling

Firm, comparable with 1.6% Agar gel.

Colour and Clarity of prepared medium

Green coloured clear to slightly opalescent gel forms in Petri plates

Reaction

Reaction of 5.71% w/v aqueous solution at 25°C. pH : 7.2±0.2

pH

7.00-7.40

Cultural Response

Productivity : Cultural response was observed with added TTC Solution 1% (FD057) after an incubation at 36 ± 2°C for 21 ±3 hours. Recovery rate is considered as 100% for bacteria growth on Reference medium - Soyabean Casein Digest Agar (Tryptone Soya Agar).

Specificity : Cultural response was observed with added TTC Solution 1% (FD057) after an incubation at 36 ± 2°C for 21 ±3 hours.

Selectivity : Cultural response was observed with added TTC Solution 1% (FD057) after an incubation at 36 ± 2°C for 21 ±3 hours.

Organism	Inoculum (CFU)	Growth	Recovery	Colour of colony (on plain medium)	Colour of colony (with addition of FD057)
Productivity					
<i>Escherichia coli</i> ATCC 25922 (00013*)	50-100	luxuriant	≥50%	yellow	yellow with red centre
<i>Escherichia coli</i> ATCC 8739 (00012*)	50-100	luxuriant	≥50%	yellow	yellow with red centre
<i>Escherichia coli</i> (00179*)	50-100	luxuriant	≥50%	yellow	yellow with red centre
# <i>Klebsiella aerogenes</i> ATCC 13048 (00175*)	50-100	luxuriant	≥50%	yellow	reddish brown
<i>Citrobacter freundii</i> ATCC 43864 (00006)*	50-100	luxuriant	≥50%	yellow	yellow with red centre
Specificity					
<i>Pseudomonas aeruginosa</i> ATCC 27853 (00025*)	10 ³ - 10 ⁴	growth		colourless with bluish zone	red with bluish zone
^ <i>Pseudomonas paraeruginosa</i> ATCC 9027 (00026*)	10 ³ - 10 ⁴	growth		colourless with bluish zone	red with bluish zone

Selectivity

Enterococcus faecalis $\geq 10^4$ inhibited
ATCC 19433 (00009)*

Enterococcus faecalis $\geq 10^4$ inhibited
ATCC 29212 (00087)*

Key : (*) Corresponding WDCM numbers.

(#) Formerly known as *Enterobacter aerogenes*

^ Formerly known as *Pseudomonas aeruginosa*

Storage and Shelf Life

Store between 10-30°C in a tightly closed container and the prepared medium at 2-8°C. Use before expiry date on the label. On opening, product should be properly stored dry, after tightly capping the bottle in order to prevent lump formation due to the hygroscopic nature of the product. Improper storage of the product may lead to lump formation. Store in dry ventilated area protected from extremes of temperature and sources of ignition. Seal the container tightly after use. Product performance is best if used within stated expiry period.

Disposal

User must ensure safe disposal by autoclaving and/or incineration of used or unusable preparations of this product. Follow established laboratory procedures in disposing of infectious materials and material that comes into contact with sample must be decontaminated and disposed of in accordance with current laboratory techniques (7,8).

Reference

- 1.Chapman G.H., 1947, J. Bact., 53:504.
- 2.Chapman G.H., 1951, Am. J. Public Health, 41:1381.
- 3.ISO 9308-1:2000. Water quality. Detection and enumeration of *Escherichia coli* and coliform bacteria.PART 1. Membrane filtration method.
- 4.Pollard A.L., 1946, Science., 103:758.
- 5.Mossel D.A.A., 1962, J. Appl. Bact., 25:20.
- 6.Lipps WC, Braun-Howland EB, Baxter TE,eds. Standard methods for the Examination of Water and Wastewater, 24th ed. Washington DC:APHA Press; 2023.
- 7.Isenberg, H.D. Clinical Microbiology Procedures Handbook 2nd Edition.
- 8.Jorgensen, J.H., Pfaller, M.A., Carroll, K.C., Funke, G., Landry, M.L., Richter, S.S and Warnock., D.W. (2015) Manual of Clinical Microbiology, 11th Edition. Vol. 1.

Revision : 04/2024

Disclaimer :

User must ensure suitability of the product(s) in their application prior to use. Products conform solely to the information contained in this and other related HiMedia™ publications. The information contained in this publication is based on our research and development work and is to the best of our knowledge true and accurate. HiMedia™ Laboratories Pvt Ltd reserves the right to make changes to specifications and information related to the products at any time. Products are not intended for human or animal or therapeutic use but for laboratory,diagnostic, research or further manufacturing use only, unless otherwise specified. Statements contained herein should not be considered as a warranty of any kind, expressed or implied, and no liability is accepted for infringement of any patents.



Iron Sulphite Agar

M868

Intended Use:

Recommended for detection of thermophilic anaerobic organisms causing sulphide spoilage in food.

Composition**

Ingredients	Gms / Litre
Tryptone	10.000
Sodium sulphite	0.500
Iron (III) citrate	0.500
Agar	15.000
Final pH (at 25°C)	7.1±0.2

**Formula adjusted, standardized to suit performance parameters

Directions

Suspend 26 grams in 1000 ml purified / distilled water. Heat to boiling to dissolve the medium completely. Sterilize by autoclaving at 15 lbs pressure (121°C) for 15 minutes. Cool to 45-50°C. Mix well and pour into sterile Petri plates.

Principle And Interpretation

Iron Sulphite Agar is a modification of Cameron Sulphite Agar developed by the National Canners Association of America (7). It was shown by Beerens (2) that 0.1% sulphite concentration in the original formula was inhibitory to some strains of *Clostridium sporogenes*. This observation was later confirmed by Mossel et al (5), who consequently showed that 0.05% sulphite concentration was not inhibitory to the organisms. Most clostridia have sulfite reductase in their cytoplasm but they are unable to expel them to the exterior. So when H₂S is produced from sulfite, the colony becomes dark due to the formation of precipitates of iron sulfide from citrate.

Tryptone provides nitrogen and other nutrients necessary to support bacterial growth. Sulphite-reducing bacteria usually produce black colonies as a result of the reduction of sulphite to sulphide, which reacts with the iron (III) salt.

For the detection of organisms causing sulphide spoilage, two methods can be followed:

a) Deep-Shake Culture Method: Dispense the medium in 10 ml amounts in tubes. Inoculate the sample when the medium is at about 50°C. Allow to set and incubate at 55°C for 24-48 hours.

Typical thermophilic species *-Desulfotomaculum nigrificans*, produces distinct black spherical colonies in the depth of the medium.

b) Attenborough and Scarr (1) Method: In this method, diluted samples of sugar or any other food are filtered through membrane filters.

These filters are then rolled up and placed in tubes containing just sufficient Iron Sulphite Agar (at 50°C) to cover them. The medium is allowed to set and then incubated at 55-56°C for 24-48 hours. After incubation, the number of black colonies on the membrane filter is counted. Confirmation tests are further carried out to identify the organism growing in the medium. This membrane filter technique is quicker, of comparable accuracy and permits the examination of larger samples. The blackening reaction is only presumptive evidence of clostridial growth. Confirmation test must be carried out for identification. There are many gram-negative bacteria that are able to reduce sulfite with iron sulfide production in this medium, but in these cases the enzymes are extra cellular and the entire medium becomes dark, rendering their enumeration impossible.

Type of specimen

Food samples

Specimen Collection and Handling:

For food samples, follow appropriate techniques for sample collection and processing as per guidelines (6).

After use, contaminated materials must be sterilized by autoclaving before discarding.

Warning and Precautions :

Read the label before opening the container. Wear protective gloves/protective clothing/eye protection/ face protection. Follow good microbiological lab practices while handling specimens and culture. Standard precautions as per established guidelines should be followed while handling specimens. Safety guidelines may be referred in individual safety data sheets.

Limitations :

- 1.This medium is general purpose medium and may not support the growth of fastidious organisms.
- 2.Further biochemical tests must be carried out for confirmation.

Performance and Evaluation

Performance of the medium is expected when used as per the direction on the label within the expiry period when stored at recommended temperature.

Quality Control

Appearance

Light yellow to brownish yellow homogeneous free flowing powder

Gelling

Firm,comparable with 1.5% Agar gel

Colour and Clarity of prepared medium

Yellow coloured, slightly opalescent gel forms in Petri plates

Reaction

Reaction of 2.6% w/v aqueous solution at 25°C. pH : 7.1±0.2

pH

6.90-7.30

Cultural Response

Cultural characteristics observed under anaerobic conditions, after an incubation at 55-56°C for 24-48 hours.

Organism	Inoculum	Growth	Recovery	Colour of colony
<i>Clostridium botulinum</i> ATCC 25763	50-100	luxuriant	≥50%	black
<i>Clostridium butyricum</i> ATCC 13732	50-100	luxuriant	≥50%	black
<i>Clostridium sporogenes</i> ATCC 19404 (00008*)	50-100	luxuriant	≥50%	black
<i>Desulfotomaculum</i> <i>nigrificans</i> ATCC 19998	50-100	luxuriant	≥50%	black
<i>Escherichia coli</i> ATCC 25922 (00013*)	50-100	good	40-50%	no blackening

Key : *Corresponding WDCM numbers.

Storage and Shelf Life

Store between 10-30°C in a tightly closed container and the prepared medium at 20-30°C. Use before expiry date on the label. On opening, product should be properly stored dry, after tightly capping the bottle in order to prevent lump formation due to the hygroscopic nature of the product. Improper storage of the product may lead to lump formation. Store in dry ventilated area protected from extremes of temperature and sources of ignition. Seal the container tightly after use.

Product performance is best if used within stated expiry period.

Disposal

User must ensure safe disposal by autoclaving and/or incineration of used or unusable preparations of this product. Follow established laboratory procedures in disposing of infectious materials and material that comes into contact with sample must be decontaminated and disposed of in accordance with current laboratory techniques (3,4).

Reference

1. Attenborough J. and Scarr M., 1957, J. Appl. Bacteriol., 20: 460.
2. Beerens H., 1958, DSIR, Proc. 2nd Internat. Sym. Food Microbiol., 1957, HMSO, London, P. 235.
- 3.3. Isenberg, H.D. Clinical Microbiology Procedures Handbook 2nd Edition.
4. Jorgensen, J.H., Pfaller, M.A., Carroll, K.C., Funke, G., Landry, M.L., Richter, S.S and Warnock., D.W. (2015) Manual of Clinical Microbiology, 11th Edition. Vol. 1.
5. Mossel D. A. A., Golstein Brouwers G. W. M. V. and de Bruin A. S., 1959, J. Path. Bacteriol., 78:290.
6. Salfinger Y., and Tortorello M.L., 2015, Compendium of Methods for the Microbiological Examination of Foods, 5th Ed., American Public Health Association, Washington, D.C.
7. Tanner F. W., 1944, "The Microbiology of Foods", 2nd Ed., Garrard Press, Illinois, P. 1127.

Disclaimer :

User must ensure suitability of the product(s) in their application prior to use. Products conform solely to the information contained in this and other related HiMedia™ publications. The information contained in this publication is based on our research and development work and is to the best of our knowledge true and accurate. HiMedia™ Laboratories Pvt Ltd reserves the right to make changes to specifications and information related to the products at any time. Products are not intended for human or animal or therapeutic use but for laboratory, diagnostic, research or further manufacturing use only, unless otherwise specified. Statements contained herein should not be considered as a warranty of any kind, expressed or implied, and no liability is accepted for infringement of any patents.



Tryptophan Medium

M1339

Tryptophan Medium is recommended for detection of indole production.

Composition**

Ingredients	Gms / Litre
Casein enzymic hydrolysate	10.000
Sodium chloride	5.000
DL-Tryptophan	1.000
Final pH (at 25°C)	7.5±0.2

**Formula adjusted, standardized to suit performance parameters

Directions

Suspend 16 grams in 1000 ml distilled water. Heat if necessary to dissolve the medium completely. Dispense into tubes and sterilize by autoclaving at 15 lbs pressure (121°C) for 15 minutes.

Principle And Interpretation

Enterohemorrhagic *Escherichia coli* (EHEC) is a defined subset of Shiga-like (vero) toxin-producing *E. coli*. EHEC infections are waterborne or food borne. EHEC is ingested most commonly with undercooked ground beef (1, 2, 3). There are more than 50 serotypes of EHEC. However, *E. coli* O157:H7 is the prototype EHEC.

E. coli O157:H7 can cause an asymptomatic infection, mild diarrhea, or a diarrheal illness that is characterized by non-bloody (progressing to bloody) diarrhea and abdominal cramps (together known as hemorrhagic colitis), few leukocytes in stools and lack of significant fever (1, 2, 4). Tryptophan Medium is prepared as per the formula approved by ISO Committee (5), that is a modification of original formula of APHA where the medium is devoid of tryptophan (6). This medium is useful for the detection of indole production by *Escherichia coli* O157: H7, which is a key feature in differentiation of coliforms.

Casein enzymic hydrolysate provides carbonaceous and nitrogenous sources required for the growth of microorganisms. Tryptophan is an amino acid, which serves as a substrate to study indole reaction. Certain microorganisms breakdown tryptophan with the help of the enzyme tryptophanase that mediate the production of indole by hydrolytic activity (7). The indole produced can be detected by Kovacs or Ehrlich's reagent (8). Indole combines with the aldehyde present in the above reagent to give red colour in the alcohol layer. The alcohol layer extracts and concentrates the red colour complex.

The test sample is enriched in Modified Soyabean Bile Broth Base (M1286I) by incubating at 42°C for 18-24 hours. *E. coli* O157:H7 is then isolated on MacConkey Sorbitol Agar Base (M298I). Pale coloured colonies obtained on incubation at 35-37°C for 18-24 hours are reported as presumptive *E. coli* O157:H7. Presumptive colonies are subjected to indole test that makes the use of Tryptophan Medium (M1339).

Quality Control

Appearance

Cream to yellow homogeneous free flowing powder

Colour and Clarity of prepared medium

Yellow coloured clear solution without any precipitate.

Reaction

Reaction of 1.6% aqueous solution at 25°C. pH : 7.5±0.2

pH

7.30-7.70

Cultural Response

M1339: Cultural characteristics observed after an incubation at 35-37°C for 18-24 hours.

Organism	Inoculum	Growth	Indole production
----------	----------	--------	-------------------

Cultural Response

<i>Enterobacter aerogenes</i> ATCC 13048	50-100	luxuriant	negative reaction, no colour development / cloudy ring
<i>Escherichia coli</i> 0157:H7 NCTC 12900	50-100	luxuriant	positive reaction, red ring at the interface of the medium
<i>Escherichia coli</i> ATCC 25922	50-100	luxuriant	positive reaction, red ring at the interface of the medium

Storage and Shelf Life

Store below 30°C in tightly closed container and the prepared medium at 2 - 8°C. Use before expiry date on the label.

Reference

- Centers for Disease Control and Prevention, 1993, Morbid. Mortal. Weekly Rep. 42: 257:253.
- Griffin P. M. and Tauxe R. V., 1991, Epidemiol. Rev. 13: 60-91
- Kay B. A., Griffin P. M., Strockbine N. A. and Wells J. G., 1994, Clin. Microbiol., Newsletter, 16:17-19.
- Murray P. R., Baron J. H., Pfaller M. A., Jorgensen J. H. and Tenover F. C., (Eds.), 2003, Manual of Clinical Microbiology, 8th Ed., American Society for Microbiology, Washington, D.C.
- International Organization for Standardisation (ISO) Draft: ISO/DIS 16654:1999.
- Eaton A. D., Clesceri L. S., Rice E. W. and Greenberg A. W., (Eds.), 2005, Standard Methods for the Examination of Water and Wastewater, 21st Ed., APHA, Washington, D.C.
- MacFaddin J. F., 1985, Media for Isolation-Cultivation-Identification-Maintenance of Medical Bacteria, Vol. 1, Williams and Wilkins, Baltimore.
- Finegold S. M. and Baron E. J., 1986, Bailey and Scotts Diagnostic Microbiology, 7th Ed., The C.V. Mosby Co., St. Louis.

Revision : 02 / 2015

Disclaimer :

User must ensure suitability of the product(s) in their application prior to use. Products conform solely to the information contained in this and other related HiMedia™ publications. The information contained in this publication is based on our research and development work and is to the best of our knowledge true and accurate. HiMedia™ Laboratories Pvt Ltd reserves the right to make changes to specifications and information related to the products at any time. Products are not intended for human or animal or therapeutic use but for laboratory, diagnostic, research or further manufacturing use only, unless otherwise specified. Statements contained herein should not be considered as a warranty of any kind, expressed or implied, and no liability is accepted for infringement of any patents.



HiCrome™ Chromogenic Coliform agar (CCA Agar)

M1991I

Intended Use

Recommended for detection of *Escherichia coli* and coliforms in water samples. The composition and performance criteria of this medium are as per the specifications laid down in ISO 9308-1:2014.

Composition**

ISO 9308-1:2014 Specification -Chromogenic Coliform agar (CCA Agar)

M1991I - HiCrome™ Chromogenic Coliform agar (CCA Agar)

Ingredients	Gms / Litre	Ingredients	Gms / Litre
Enzymatic digest of casein	1.000	Tryptone #	1.000
Yeast extract	2.000	Yeast extract	2.000
Sodium chloride	5.000	Sodium chloride	5.000
Sodium dihydrogen phosphate, 2H ₂ O	2.200	Sodium dihydrogen phosphate, 2H ₂ O	2.200
Disodium hydrogen phosphate	2.700	Disodium hydrogen phosphate	2.700
Sodium pyruvate	1.000	Sodium pyruvate	1.000
Sorbitol	1.000	Sorbitol	1.000
Tryptophan	1.000	Tryptophan	1.000
Tergitol-7	0.150	Tergitol-7	0.150
6-chloro-3-indoxyl β-D-galactopyranoside	0.200	6-chloro-3-indoxyl β-D-galactopyranoside	0.200
5-bromo-4-chloro-3-indoxyl- β-D-glucuronic acid cyclohexyl ammonium salt, monohydrate (X-beta-G-glucuronide CHX salt)	0.100	5-bromo-4-chloro-3-indoxyl- β-D-glucuronic acid cyclohexyl ammonium salt, monohydrate (X-beta-G-glucuronide CHX salt)	0.100
IPTG (Isopropyl-β-D-thiogalactopyranoside)	0.100	IPTG (Isopropyl-β-D-thiogalactopyranoside) Agar	0.100
Agar	9.0 to 18.00	Final pH (at 25°C)	15.000
Final pH (at 25°C)	6.8±0.2		6.8±0.2

**Formula adjusted, standardized to suit performance parameters

Enzymatic digest of casein

Directions

Suspend 30.92 grams (the equivalent weight of dehydrated medium per litre) in 1000 ml purified/distilled water. Heat to boiling to dissolve the medium completely. **DO NOT AUTOCLAVE. DO NOT OVERHEAT.** Cool to 45-50°C. Mix well and pour into sterile Petri plates.

Principle And Interpretation

HiCrome™ Chromogenic Agar is a selective medium recommended by ISO for enumeration of *Escherichia coli* and coliform bacteria (1). The medium contains three chromogenic substrates. The enzyme β-D-galactosidase produced by coliforms cleaves 6-chloro-3-indoxyl 1-β-D-galactopyranoside to form pink to red coloured colonies (1). The enzyme β-D glucuronidase produced by *E.coli*, cleaves 5-bromo-4chloro-3-indoxyl 1-β-D-glucuronic acid (1) Colonies of *E.coli* give dark blue to violet coloured colonies due to cleavage of both the chromogens. The presence of the third chromogen IPTG enhances the colour reaction. Addition of L-Tryptophan improves the indole reaction thereby increasing the detection reliability.

Tryptone, sodium pyruvate and sorbitol provide nitrogenous substances, fermentable carbohydrate and other essential growth nutrients for the organisms. Phosphates buffer the medium. The media formulation helps even sub-lethally injured coliforms to recover and grow rapidly. Tergitol-7 inhibits gram-positive as well as some gram-negative bacteria other than coliforms (1). The medium is inoculated either by pour plate technique or by spreading the sample on the surface of plated medium. Membrane filter technique can also be used. To confirm *E.coli*, add a drop of Kovacs reagent on the dark blue to violet colony. Formation of cherry red colour indicates a positive reaction.

Type of specimen

Water samples.

Specimen Collection and Handling:

Processing (1)

Filtration:

Filter 100ml of the sample using membrane filter. The minimum volume for filtration should be 10ml (or dilution) so that to ensure even distribution of the bacteria on the membrane filter.

Incubation and differentiation:

After filtration place the membrane filter on HiCrome™ Chromogenic Coliform agar (CCA Agar), ensuring that no air is trapped underneath, invert petri dish and incubate at $36^{\circ}\text{C} \pm 2$ for 21 ± 3 hours. Examine the colony on membrane filters for color change.

Confirmation : Biochemical and serological tests are performed for confirmation.

Warning and Precautions

Read the label before opening the container. The media should be handled by trained personnel only. Wear protective gloves/protective clothing/eye protection/face protection. Follow good microbiological lab practices while handling specimens and culture. Standard precautions as per established guidelines should be followed while handling specimens. Safety guidelines may be referred in individual safety data sheets.

Limitations

1. Individual organisms differ in their growth requirement and may show variable growth patterns on the medium.
2. Each lot of the medium has been tested for the organisms specified on the COA. It is recommended to users to validate the medium for any specific microorganism other than mentioned in the COA based on the user's unique requirement.
3. Further biochemical and serological test are necessary for confirmation.

Performance and Evaluation

Performance of the medium is expected when used as per the direction on the label within the expiry period when stored at recommended temperature.

Quality Control

Appearance

Cream to yellow homogeneous free flowing powder

Gelling

Firm, comparable with 1.5% Agar gel.

Colour and Clarity of prepared medium

Light yellow coloured opalescent gel forms in Petri plates

Reaction

Reaction of 3.09% w/v aqueous solution at 25°C . pH : 6.8 ± 0.2

pH

6.60-7.00

Cultural Response

Cultural characteristics observed after an incubation at $36^{\circ}\text{C} \pm 2$ for 21 ± 3 hours. Recovery is considered on TSA.

Organism	Inoculum (CFU)	Growth	Recovery	Colour of Colony#
Productivity				
<i>Escherichia coli</i> ATCC 25922 (00013)*	50-100	luxuriant	$\geq 70\%$	dark blue to violet
<i>Escherichia coli</i> ATCC 8739 (00012)*	50-100	luxuriant	$\geq 70\%$	dark blue to violet
<i>Citrobacter freundii</i> ATCC 43864 (00006)*	50-100	luxuriant	$\geq 70\%$	pink to red
## <i>Klebsiella aerogenes</i> ATCC 13048 (00175)*	50-100	luxuriant	$\geq 70\%$	pink to red
Selectivity				
<i>Enterococcus faecalis</i> ATCC 19433 (00009)*	$\geq 10^4$	inhibited	-	-

Specificity

Pseudomonas aeruginosa
ATCC 10145 (00024)* 50-100 growth - colourless

Key * : Corresponding WDCM numbers # : either on plate or membrane ## Formerly known as *Enterobacter aerogenes*

Storage and Shelf Life

Store between 15-25°C in a tightly closed container and the prepared medium at 2-8°C. Use before expiry date on the label. On opening, product should be properly stored dry, after tightly capping the bottle in order to prevent lump formation due to the hygroscopic nature of the product. Improper storage of the product may lead to lump formation. Store in dry ventilated area protected from extremes of temperature and sources of ignition. Seal the container tightly after use. Product performance is best if used within stated expiry period.

Disposal

User must ensure safe disposal by autoclaving and/or incineration of used or unusable preparations of this product. Follow established laboratory procedures in disposing of infectious materials and material that comes into contact with clinical sample must be decontaminated and disposed of in accordance with current laboratory techniques (2,3).

Reference

1. International Organization for Standardization. Water quality: Enumeration of *E.coli* and coliform bacteria. Part I- Membrane filtration methods for bacteria with low bacterial background flora. ISO 9308-1:2014.
2. Isenberg, H.D. Clinical Microbiology Procedures Handbook 2nd Edition.
3. Jorgensen, J.H., Pfaller, M.A., Carroll, K.C., Funke, G., Landry, M.L., Richter, S.S and Warnock., D.W.(2015) Manual of Clinical Microbiology, 11th Edition. Vol. 1.

Revision : 06/2023

Disclaimer :

User must ensure suitability of the product(s) in their application prior to use. Products conform solely to the information contained in this and other related HiMedia™ publications. The information contained in this publication is based on our research and development work and is to the best of our knowledge true and accurate. HiMedia™ Laboratories Pvt Ltd reserves the right to make changes to specifications and information related to the products at any time. Products are not intended for human or animal or therapeutic use but for laboratory, diagnostic, research or further manufacturing use only, unless otherwise specified. Statements contained herein should not be considered as a warranty of any kind, expressed or implied, and no liability is accepted for infringement of any patents.

Buffer Solution pH 4.0 (± 0.02)

<u>Product Name</u>	<u>Product Code</u>	<u>Kit Packing</u>
Buffer solution pH 4.0 (± 0.02)	ML061-500ML	500 ml

Introduction:

Buffer Solution pH 4.0 (± 0.02) is used as a standard buffer in Molecular Biology. It is mainly used as a calibration buffer for the pH meters. A buffer solution is one which resists changes in pH when small quantities of an acid or an alkali are added to it. An acidic buffer solution is simply one which has a pH less than 7. Acidic buffer solutions are usually made from a weak acid and one of its salts, often a sodium salt.

Description:

The pH of a solution is the most common routinely performed measurement in a molecular biology laboratory. As the pH of any solution affects all chemical and biochemical reactions, it is very important to have a reliable and accurate measurement of it. The pH-meters are used to measure the pH of any solution. It functions by measuring the voltage developed between two electrodes immersed in the sample and compare that value to a calibration derived from the same electrode pair and known standards. These standard buffer solutions must be accurate and reliable and are used for pH meter calibration. A properly calibrated pH meter gives more precise and accurate readings.

Application:

Buffer Solution pH 4.0 (± 0.02) is used as a standard buffer for the calibration of pH meters. This pH buffer solution calibrates the pH meter to a pH of 4.0 at 25°C.

Properties:

Appearance	: Colorless solution
Clarity	: Clear and free of particles
pH	: 4.0 \pm 0.02 at 25 °C
Sterility	: No Bacterial or Fungal growth observed after 14 days of incubation as per USP Specifications
Suitability test	: This solution has been tested and is suitable for use as a standard pH buffer for calibration of pH meter

Please refer disclaimer Overleaf.

Storage conditions:

The Buffer solution pH 4.0 (± 0.02) has to be stored at 15-25°C). Under recommended condition, the reagent is stable for 36 months.

Warning and Precautions

Not for Medicinal Use. Read the SDS carefully before beginning the protocol. Wear protective gloves/protective clothing/eye protection/face protection. Follow good clinical laboratory practices while handling clinical samples. Standard precautions should be followed as per established guidelines. Safety guidelines may be referred in safety data sheets of the product.

Performance and Evaluation

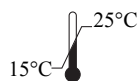
Performance of the solution is expected when the solution is stored at recommended temperature and within the expiry period.

Safety Information

The Buffer solution pH 4.0 (± 0.02), is for laboratory use only, not for drug, household or other uses. Take appropriate laboratory safety measures and wear gloves and safety goggles when handling. Not compatible with disinfecting agents containing bleach. Please refer the Safety Data Sheet (SDS) for information regarding hazards and safe handling practices.

Technical Assistance

At HiMedia we pride ourselves on the quality and availability of our technical support. For any kind of technical assistance, mail at mb@himedialabs.com.



Storage temperature



Do not use if package is damaged



HiMedia Laboratories Private Limited,
Reg. Off: Plot No. C-40, Road No. 21Y,
MIDC, Wagle Industrial Area, Thane,
(West) 400604, Maharashtra, INDIA.
Web: www.himedialabs.com



01/2025

PIML061_0/0122

ML061-03

Disclaimer :

User must ensure suitability of the product(s) in their application prior to use. Products conform solely to the information contained in this and other related HiMedia™ publications. The information contained in this publication is based on our research and development work and is to the best of our knowledge true and accurate. HiMedia™ Laboratories Pvt Ltd reserves the right to make changes to specifications and information related to the products at any time. Products are not intended for human or animal or therapeutic use but for laboratory, diagnostic, research or further manufacturing use only, unless otherwise specified. Statements contained herein should not be considered as a warranty of any kind, expressed or implied, and no liability is accepted for infringement of any patents.

HiMedia Laboratories Pvt. Ltd. Reg. office : Plot No. C-40, Road No. 21Y, MIDC, Wagle Industrial Area, Thane, (West) 400604, Maharashtra, INDIA.
Customer Care No.: 00-91-22-6116 9797 Tel: 00-91-22-6147 1919, 6903 4800 Email: techhelp@himedialabs.com Website: www.himedialabs.com

Buffer Solution pH 7.0 (± 0.02)

<u>Product Name</u>	<u>Product Code</u>	<u>Kit Packing</u>
Buffer solution pH 7.0 (± 0.02)	ML062-500ML	500ml

Introduction:

Buffer Solution pH 7.0 (± 0.02) is used as a standard buffer in Molecular Biology. It is mainly used as a calibration buffer for the pH meters. A buffer solution is one which resists changes in pH when small quantities of an acid or an alkali are added to it.

Description:

The pH of a solution is the most common routinely performed measurement in a molecular biology laboratory. As the pH of any solution affects all chemical and biochemical reactions, it is very important to have a reliable and accurate measurement of it. The pH-meters are used to measure the pH of any solution. It functions by measuring the voltage developed between two electrodes immersed in the sample and compare that value to a calibration derived from the same electrode pair and known standards. These standard buffer solutions must be accurate and reliable and are used for pH meter calibration. A properly calibrated pH meter gives more precise and accurate readings.

Application:

Buffer Solution pH 7.0 (± 0.02) is used as a standard buffer for the calibration of pH meters. This pH buffer solution calibrates the pH meter to a pH of 7.0 at 25°C.

Properties:

Appearance	:	Colorless solution
Clarity	:	Clear and free of particles
pH	:	7.0 \pm 0.02
Sterility	:	No Bacterial or Fungal growth observed after 14 days of incubation as per USP Specifications
Suitability test	:	This solution has been tested and is suitable for use as standard buffer for pH meter calibration

Please refer disclaimer Overleaf.

Storage conditions:

The Buffer solution pH 7.0 (± 0.02) has to be stored at 15-25°C. Under recommended condition, the reagent is stable for 36 months.

Warning and Precautions

Not for Medicinal Use. Read the SDS carefully before beginning the protocol. Wear protective gloves/protective clothing/eye protection/face protection. Follow good clinical laboratory practices while handling clinical samples. Standard precautions should be followed as per established guidelines. Safety guidelines may be referred in safety data sheets of the product.

Performance and Evaluation

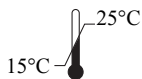
Performance of the solution is expected when the solution is stored at recommended temperature and within the expiry period.

Safety Information

The Buffer Solution pH 7.0 (± 0.02), is for laboratory use only, not for drug, household or other uses. Take appropriate laboratory safety measures and wear gloves and safety goggles when handling. Not compatible with disinfecting agents containing bleach. Please refer the Safety Data Sheet (SDS) for information regarding hazards and safe handling practices.

Technical Assistance

At HiMedia we pride ourselves on the quality and availability of our technical support. For any kind of technical assistance, mail at mb@himedialabs.com.



Storage temperature



Do not use if package is damaged



HiMedia Laboratories Private Limited,
Reg. Off: Plot No. C-40, Road No. 21Y,
MIDC, Wagle Industrial Area, Thane,
(West) 400604, Maharashtra, INDIA.
Web: www.himedialabs.com



01/2025

PIML062_0/0122

ML062-03

Disclaimer :

User must ensure suitability of the product(s) in their application prior to use. Products conform solely to the information contained in this and other related HiMedia™ publications. The information contained in this publication is based on our research and development work and is to the best of our knowledge true and accurate. HiMedia™ Laboratories Pvt Ltd reserves the right to make changes to specifications and information related to the products at any time. Products are not intended for human or animal or therapeutic use but for laboratory, diagnostic, research or further manufacturing use only, unless otherwise specified. Statements contained herein should not be considered as a warranty of any kind, expressed or implied, and no liability is accepted for infringement of any patents.

HiMedia Laboratories Pvt. Ltd. Reg.office : Plot No. C-40, Road No. 21Y, MIDC, Wagle Industrial Area, Thane, (West) 400604, Maharashtra, INDIA.
Customer Care No.: 00-91-22-6116 9797 Tel: 00-91-22-6147 1919, 6903 4800 Email: techhelp@himedialabs.com Website: www.himedialabs.com

1 Identification of the substances/ mixture and of the company/ undertaking**1.1 Product Identifiers**

Product Number SF97B
Product Name Gridded Cellulose Nitrate Membrane,Sterile
Diameter: 47mm,
Pore size: 0.22µm,

1.2 Relevant identified uses of the substance or mixture and uses advised against

1.2.1 Relevant identified uses Laboratory chemicals, Manufacture of substances

1.3 Details of the supplier of the safety data sheet

Produced by HiMedia Laboratories Private Limited
Address 23, Vadhani Industrial Estate, LBS Marg, Ghatkopar (W), Mumbai - 400 086
India
Tel. No. +91-22-2500 0970, +91-22-2500 1607 Fax No. : +91-22-25002468
Mail Id info@himedialabs.com Website : www.himedialabs.com

1.4 Emergency Tel. No.

Emergency Tel. No. Please contact the regional HiMedia representation in your country

2 Hazards Identification**2.1 Classification of the substance or mixture**

CLP Classification-Regulation (EC) No. 1272/2008[EU-GHS/CLP]

Not a hazardous substance or mixture
according to Regulation (EC) No.1272/2008

2.2 Label elements

Labeling according to Regulation (EC) No.1272/2008

The product does not need to be labelled in accordance with EC directives or respective national laws.

2.3 Other Hazards

None

3 Composition/Information On Ingredients

No components need to be disclosed according to the applicable regulations.

4 First Aid Measures**4.1 Description of first aid measures****General advice**

Show this safety data sheet to the doctor in attendance.

If inhaled

If breathed in, move person into fresh air. Consult a physician.

In case of skin contact

Wash off with soap and plenty of water. If skin irritation occurs,get medical advice/attention.

In case of eye contact

Rinse out with plenty of water with the eyelid held wide open. If eye irritation persists, get medical advice/attention.

If swallowed

Rinse mouth with water. Consult a physician if feeling unwell.

4.2 Most important symptoms and effects, both acute and delayed

The most important known symptoms and effects are described in the labeling (see section 2.2) and/or in section 11.

4.3 Indication of immediate medical attention and special treatment needed

No data available

5 Fire Fighting Measures

5.1 Extinguishing media

Suitable extinguishing media

Use extinguishing measures that are appropriate to local circumstances and the surrounding environment. Use water spray, alcohol-resistant foam, dry chemical or carbon dioxide.

Unsuitable extinguishing media

5.2 Special hazards arising from the substance or mixture

5.3 Precautions for fire-fighters

No data available.

5.4 Further information

Wear self-contained breathing apparatus for firefighting if necessary.

6 Accidental Release Measures

6.1 Personal precautions, protective equipment and emergency procedures

Use personnel protective equipment. Wear disposable gloves, dust mask and eye protection. Avoid dust formation. For personal protection see section 8.

6.2 Environmental precautions

Prevent further leakage or spillage if safe to do so. No special environmental precautions required.

6.3 Methods and materials for containment and cleaning up

Keep in suitable, closed containers for disposal.

6.4 Reference to other sections

For disposal see Section 13.

7 Handling and Storage

7.1 Precautions for safe handling

Avoid contact with skin and eyes. Avoid formation of dust and aerosols. Provide appropriate exhaust ventilation at places where dust is formed. For precautions see section 2.2.

7.2 Conditions for safe storage, including any incompatibilities

Store in cool place. Keep container tightly closed in a dry and well-ventilated place. Containers which are opened must be carefully resealed and kept upright to prevent leakage.

Recommended Storage Temperature : Below 30°C

7.3 Specific end uses

Apart from the uses mentioned in section 1.2 no other specific uses are stipulated.

8 Exposure Controls/Personal Protection

8.1 Control parameters

Components with workplace control parameters

8.2 Exposure controls

Appropriate engineering controls

Handle in accordance to general industrial hygiene and safety practice. Wash hands before breaks and immediately after handling the products.

Personal protective equipment

Hygiene measure

Avoid contact with skin, eyes and clothing. Immediately change contaminated clothing.

Eye/face protection

Safety glasses with side-shields conforming to EN 166 Use equipment for eye protection tested and approved under appropriate government standards such as NIOSH (US) or EN 166 (EU).

Skin protection

The selected protective gloves have to satisfy the specifications of EU Directive 89/686/EEC and the standard EN 374 derived from it. Handle with gloves. Gloves must be inspected prior to use. Use proper glove removal technique (without touching glove's outer surface) to avoid skin contact with this product. Dispose contaminated gloves after use in accordance with applicable laws and good laboratory practices. Wash and dry hands.

Body protection

Impervious clothing The type of protective equipment must be selected according to the concentration and amount of the dangerous substance at the specific workplace.

Respiratory protection

For nuisance exposures use type P95 (US) or type P1 (EU EN 143) particle respirator. For higher level protection use type OV/AG/P99 (US) or type ABEK-P2 (EU EN 143) respirator cartridges. Use respirators and components tested and approved under appropriate government standards such as NIOSH (US) or CEN (EU).

Environment exposure controls

Do not let product enter drains.

9 Physical and chemical properties

9.1 Information on basic physical and chemical properties

Odour	No data available
Odour Threshold	No data available
pH	No data available
Melting/freezing point	No data available
Initial boiling point and boiling range	No data available
Flash point	No data available
Upper/lower flammability or explosive limits	No data available
Evaporation rate	No data available
Flammability (Solid, gas)	No data available
Vapour pressure	No data available
Relative density	No data available
Partition coefficient: n-octanol/water	No data available
Autoignition Temperature	No data available
Decomposition Temperature	No data available
Viscosity	No data available

Explosive properties	No data available
Oxidizing properties	No data available
Vapour density	No data available
Thermal decomposition	No data available

9.2 Other safety information

No data available

10 Stability and Reactivity

10.1 Reactivity

No data available

10.2 Chemical stability

Stable under recommended storage conditions.

10.3 Possibility of hazardous reactions

No data available

10.4 Conditions to avoid

No data available

10.5 Incompatible materials

No data available

10.6 Hazardous decomposition products

None under normal use conditions. Other decomposition products. No data available. In event of fire - refer section 5

11 Toxicological Information

11.1 Information on toxicological effects

Acute toxicity

No data available

Skin corrosion/irritation

No data available

Serious eye damage/eye irritation

No data available

Respiratory or skin sensitisation

No data available

Germ cell mutagenicity

No data available

Carcinogenicity

IARC: No component of this product present at levels greater than or equal to 0.1% is identified as probable, possible or confirmed human carcinogen by IARC.

Reproductive toxicity

No data available

Specific target organ toxicity- single exposure

No data available

Specific target organ toxicity - repeated exposure

No data available

Aspiration hazard

No data available

12 Ecological Information

12.1 Toxicity

No data available

12.2 Persistence and degradability

No data available

12.3 Bioaccumulative potential

No data available

12.4 Mobility in soil

No data available

12.5 PBT and vPvB assessment

PBT and vPvB assessment not available Chemical safety assessment is not required

12.6 Other adverse effects

No data available

13 Disposal Considerations

13.1 Waste treatments methods

Product

Offer surplus and non-recyclable solutions to a licenced disposal company. Dispose off waste in accordance with all applicable Federal, state and local laws.

13.2 Contaminated packaging

Dispose in accordance with all applicable federal, state, and local environmental regulations.

14 Transport Information

14.1 UN-No

ADNR : ADR : IATA_C : IATA_P : IMDG : RID :

14.2 UN proper shipping name

ADNR : Not dangerous goods
ADR : Not dangerous goods
IATA_C : Not dangerous goods
IATA_P : Not dangerous goods
IMDG : Not dangerous goods
RID : Not dangerous goods

14.3 Transport hazard class(es)

ADNR : - ADR : - IATA_C : - IATA_P : - IMDG : - RID : -

14.4 Packaging group

ADNR : ADR : IATA_C : IATA_P : IMDG : RID :

14.5 Environmental hazards

14.6 Special precautions for use

No data available

15 Regulatory Information

This safety datasheet complies with the requirements of Regulation(EC) No. 1907/2006.

15.1 Safety health and environment regulations/legislation specific for the substance or mixture

No data available

15.2 Chemical Safety Assessment

No data available

16 Other information**Further Information**

Copyright 2016 HiMedia Laboratories Pvt. Ltd.

The information given in this safety data sheet is believed to be correct yet does not claim to be all inclusive. This document is intended only as a guide for appropriate precautionary handling of the material by properly trained individuals, information here being commensurate with the present state of our knowledge regarding the manner and conditions of use, handling, storage or disposal. The information provided herein shall not be considered as guarantee of the properties of the product. HiMedia Laboratories, shall not be held liable for any damage resulting from improper handling or contact with the above product. Unless explicitly stated on the product or in any of the documentation accompanying the product, it is intended for research or testing purpose only and is not to be used for any other purpose.



Name of the Product : **Gridded Cellulose Nitrate Membrane, Sterile**
Diameter : 47 mm
Pore Size : 0.45 micron

Code No. : **SF97D**

Section 1 : **Chemical Identification**
Code No. : SF97D
Name of the Product : Gridded Cellulose Nitrate Membrane, Sterile
Diameter : 47 mm
Pore Size : 0.45 micron
Produced by : HiMedia Laboratories Pvt. Ltd.
Address : 23, Vadhani Indl. Estate, LBS Marg, Mumbai 400 086, India.
Tel. No. : 2500 0970, 2500 1607 Fax No. 022 2500 2468

Section 2 : **Gridded Cellulose Nitrate Membrane, Sterile**

Section 3 : **Hazards Identification**
Hazard : Not classified as hazardous.

Section 4 : **First - Aid Measures**
No specific measures necessary.

Section 5 : **Fire Fighting Measures**
Not combustible.

Section 6 : **Accidental Release Measures**
No specific measures necessary.

Section 7 : **Handling and Storage**
Handling - Refer to Section 8
Storage - Store below 30°C

Section 8 : **Exposure Controls / Personal Protection**
Not applicable

Section 9 : **Physical and Chemical Properties**
Appearance : Gridded Cellulose Nitrate Membrane

Section 10 : **Stability and Reactivity**
Stability : Product is stable if stored as per the conditions specified under storage of Section No. 7.

Section 11 : **Toxicological Information**
Non toxic.

Section 12 : **Ecological Information**
Data not available



Section 13 : **Disposal Considerations**

No special disposal method required except that it be in accordance with current and local authority regulation.

Section 14 : **Transport Information**

UN No. : Not applicable.

Section 15 : **Regulatory Information**

Risk Phrases : Not applicable

Safety Phrases: Not applicable

Section 16 : **Other Information**

The information contained in this data sheet represents the best information currently available to us. However, no warranty is made with respect to its completeness and we assume no liability resulting from its use. The information is offered solely for user's obligation to investigate and determine the suitability of the information for their particular purpose.





Nutrient Agar

Intended use

Recommended for cultivation of less fastidious microorganisms; can be enriched with blood or other biological fluids.

Composition**

Ingredients	g / L
Peptone	5.000
Sodium chloride	5.000
HM peptone B [#]	1.500
Yeast extract	1.500
Agar	15.000
Final pH (at 25°C)	7.4±0.2

**Formula adjusted, standardized to suit performance parameters

- Equivalent to Beef extract

Directions

Nutrient Agar is a ready to use solid media in glass bottle. The medium is pre-sterilized, hence it does not need sterilization. Medium in the bottle can be melted either by using a pre-heated water bath or any other method. Slightly loosen the cap before melting. When complete melting of medium is observed dispense the medium in tubes as butts /slants or in plates as desired and allow to solidify. If on plate, either streak, inoculate or surface spread the test inoculum (50-100 CFU) aseptically.

Principle And Interpretation

Nutrient media are basic culture media used for maintaining microorganisms, cultivating fastidious organisms by enriching with serum or blood and are also used for purity checking prior to biochemical or serological testing (1,2). Nutrient Agar is ideal for demonstration and teaching purposes where a more prolonged survival of cultures at ambient temperature is often required without risk of overgrowth that can occur with more nutritious substrate. This relatively simple formula has been retained and is still widely used in the microbiological examination of variety of materials and is also recommended by standard methods. It is one of the several non-selective media useful in routine cultivation of microorganisms (3,4). It can be used for the cultivation and enumeration of bacteria which are not particularly fastidious. Addition of different biological fluids such as horse or sheep blood, serum, egg yolk etc. makes it suitable for the cultivation of related fastidious organisms.

Peptone, HM peptone B and yeast extract provide the necessary nitrogen compounds, carbon, vitamins and also some trace ingredients necessary for the growth of bacteria. Sodium chloride maintains the osmotic equilibrium of the medium.

Type of specimen

Clinical samples - faeces, urine, etc; Food and dairy samples; Water samples

Specimen Collection and Handling:

For food and dairy samples, follow appropriate techniques for sample collection and processing as per guidelines (3,4).

For water samples, follow appropriate techniques for sample collection, processing as per guidelines and local standards (5).

For clinical samples follow appropriate techniques for handling specimens as per established guidelines (6,7). After use, contaminated materials must be sterilized by autoclaving before discarding.

Warning and Precautions :

In Vitro diagnostic Use. For professional use only. Read the label before opening the container. Wear protective gloves/ protective clothing/eye protection/ face protection. Follow good microbiological lab practices while handling specimens and culture. Standard precautions as per established guidelines should be followed while handling clinical specimens. Safety guidelines may be referred in individual safety data sheets.

Limitations :

1. Individual organisms differ in their growth requirement and may show variable growth patterns on the medium.
2. Each lot of the medium has been tested for the organisms specified on the COA. It is recommended to users to validate the medium for any specific microorganism other than mentioned in the COA based on the user's unique requirement.

Performance and Evaluation

Performance of the medium is expected when used as per the direction on the label expiry period when stored at within the recommended temperature.

Quality Control

Appearance

Sterile glass bottle containing slightly opalescent Nutrient Agar.

Colour of medium

Light yellow coloured medium

Quantity of medium

100ml of medium in glass bottle.

pH

7.20-7.60

Sterility Check

Passes release criteria

Cultural Response

Productivity : Cultural characteristics observed after melting the medium and pouring into sterile petri plates. The plates are inoculated with following test organisms and incubation at 35-37°C for 18-48 hours. Recovery rate is considered as 100% for bacteria growth on Soyabean Casein Digest Agar.

Organism	Inoculum (CFU)	Growth	Recovery
Productivity			
<i>Escherichia coli</i> ATCC 25922 (00013*)	50-100	good-luxuriant	>=70%
<i>Pseudomonas aeruginosa</i> ATCC 27853 (00025*)	50-100	good-luxuriant	>=70%
<i>Salmonella</i> Typhi ATCC 6539	50-100	good-luxuriant	>=70%
<i>Staphylococcus aureus</i> subsp. <i>aureus</i> ATCC 25923 (00034*)	50-100	good-luxuriant	>=70%
<i>Streptococcus pyogenes</i> ATCC 19615	50-100	good-luxuriant	>=70%
<i>Salmonella</i> Enteritidis ATCC 13076 (00030*)	50-100	good-luxuriant	>=70%
<i>Salmonella</i> Typhimurium ATCC 14028 (00031*)	50-100	good-luxuriant	>=70%
<i>Yersinia enterocolitica</i> ATCC 9610 (00038*)	50-100	good-luxuriant	>=70%
<i>Yersinia enterocolitica</i> ATCC 23715 (00160*)	50-100	good-luxuriant	>=70%

Key : (*) Corresponding WDCM numbers.

Storage and Shelf Life

On receipt store between 15-30°C. Use before expiry date on the label. Product performance is best if used within stated expiry period.

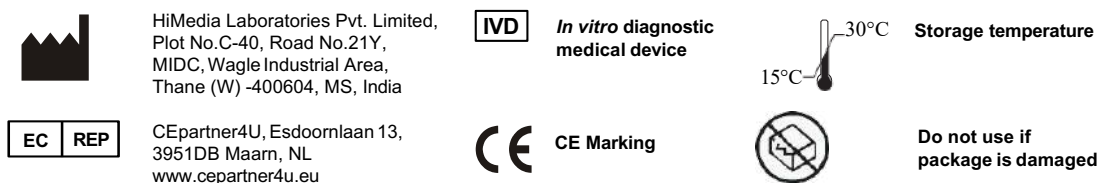
Disposal

User must ensure safe disposal by autoclaving and/or incineration of used or unusable preparations of this product. Follow established laboratory procedures in disposing of infectious materials and material that comes into contact with clinical sample must be decontaminated and disposed of in accordance with current laboratory techniques (6,7).

Reference

1. Lapage S., Shelton J. and Mitchell T., 1970, Methods in Microbiology', Norris J. and Ribbons D., (Eds.), Vol. 3A, Academic Press, London.
2. MacFaddin J. F., 2000, Biochemical Tests for Identification of Medical Bacteria, 3rd Ed., Lippincott, Williams and Wilkins, Baltimore.
3. American Public Health Association, Standard Methods for the Examination of Dairy Products, 1978, 14th Ed., Washington D.C.
4. Salfinger Y., and Tortorello M.L. Fifth (Ed.), 2015, Compendium of Methods for the Microbiological Examination of Foods, 5th Ed., American Public Health Association, Washington, D.C.
5. Lipps WC, Braun-Howland EB, Baxter TE, eds. Standard methods for the Examination of Water and Wastewater, 24th ed. Washington DC:APHA Press; 2023.
6. Isenberg, H.D. Clinical Microbiology Procedures Handbook. 2nd Edition.
7. Jorgensen, J.H., Pfaller, M.A., Carroll, K.C., Funke, G., Landry, M.L., Richter, S.S and Warnock., D.W. (2015) Manual of Clinical Microbiology, 11th Edition. Vol. 1.

Revision : 04/2024



Disclaimer :

User must ensure suitability of the product(s) in their application prior to use. Products conform solely to the information contained in this and other related HiMedia™ publications. The information contained in this publication is based on our research and development work and is to the best of our knowledge true and accurate. HiMedia™ Laboratories Pvt Ltd reserves the right to make changes to specifications and information related to the products at any time. Products are not intended for human or animal or therapeutic use but for laboratory, diagnostic, research or further manufacturing use only, unless otherwise specified. Statements contained herein should not be considered as a warranty of any kind, expressed or implied, and no liability is accepted for infringement of any patents.

ООО «Научно-Производственное Объединение Маркер»

ИНН: 7728890217

КПП: 772801001

ОГРН: 5147746104182

117292. г. Москва, ул. Профсоюзная, д. 26/44

тел.: +7 (495) 178-02-08; e-mail: info@npomarker.ru

**Индикаторы химические для контроля процесса паровой и воздушной стерилизации
ТУ 20.59.52-001-35927791-2017**

ПАСПОРТ

01.05.2022

**Индикаторы химические для контроля процесса паровой и воздушной стерилизации:
Многопеременный индикатор «ХимТест», 4 класс для контроля параметров паровой
стерилизации для режимов: 120°C/45 мин, 126°C/30 мин, 132°C/20 мин. (1000 шт. с журналом)**

Партия № 2705

Дата изготовления: май 2022 г.

Годеи до: май 2027 г.

Вид исполнения: листы с индикаторами

Результаты приемосдаточных испытаний

Наименование испытаний (проверок)	№№ пунктов ТУ (технических требований)	Результат испытаний
Проверка соответствия комплекту документации	1.1.1	соответствует
Проверка исполнений, общего внешнего вида, конструкции, формы, материалов, основных размеров, массы	1.2.1-1.2.3	соответствует
Проверка условий достижения конечного состояния	1.2.4, 1.2.5	соответствует
Проверка условий не достижения конечного состояния	1.2.6	соответствует
Проверка комплектности, маркировки и упаковки	1.3, 1.4, 1.5	соответствует

Генеральный директор ООО «НПО Маркер»



И.П. Антонова

ООО «Научно-Производственное Объединение Маркер»

ИНН: 7728890217

КПП: 772801001

ОГРН: 5147746104182

117292, г. Москва, ул. Профсоюзная, д. 26/44

тел.: +7 (495) 178-02-08; e-mail: info@npomarker.ru

Индикаторы химические для контроля процесса паровой и воздушной стерилизации
ТУ 20.59.52-001-35927791-2017

ПАСПОРТ

01.04.2021

Индикаторы химические для контроля процесса паровой и воздушной стерилизации:
Многочеремный индикатор «ХимТест-Фарм-4», 4 класс для контроля параметров пар. стерид, для режимов: 12С/20 мин, 121С/15 мин. (500 шт. с журналом)

Партия № 2604

Дата изготовления: апрель 2021 г.

Годен до: апрель 2026 г.

Вид исполнения: листы с индикаторами

Результаты приемосдаточных испытаний

Наименование испытаний (проверок)	№№ пунктов ТУ (технических требований)	Результат испытаний
Проверка соответствия комплекту документации	1.1.1	соответствует
Проверка исполнений, общего внешнего вида, конструкции, формы, материалов, основных размеров, массы	1.2.1-1.2.3	соответствует
Проверка условий достижения конечного состояния	1.2.4, 1.2.5	соответствует
Проверка условий не достижения конечного состояния	1.2.6	соответствует
Проверка комплектности, маркировки и упаковки	1.3, 1.4, 1.5	соответствует

Генеральный директор ООО «НПО Маркер»



И.П. Антонова

ООО «Научно-Производственное Объединение Маркер»

ИНН: 7728890217

КПП: 772801001

ОГРН: 5147746104182

117292. г. Москва, ул. Профсоюзная, д. 26/44

тел.: +7 (495) 178-02-08; e-mail: info@npomarker.ru

**Индикаторы химические для контроля процесса паровой и воздушной стерилизации
ТУ 20.59.52-001-35927791-2017**

ПАСПОРТ

01.05.2022

Индикаторы химические для контроля процесса паровой и воздушной стерилизации:
Многопеременный индикатор «ХимТест», 4 класс для контроля параметров воздушной стерилизации для режимов: 160С/150 мин, 180С/60 мин, 200С/30 мин. (1000 шт. с журналом)

Партия № 2705

Дата изготовления: **май 2022 г.**

Годеи до: **май 2027 г.**

Вид исполнения: **листы с индикаторами**

Результаты приемосдаточных испытаний

Наименование испытаний (проверок)	№№ пунктов ТУ (технических требований)	Результат испытаний
Проверка соответствия комплекту документации	1.1.1	соответствует
Проверка исполнений, общего внешнего вида, конструкции, формы, материалов, основных размеров, массы	1.2.1-1.2.3	соответствует
Проверка условий достижения конечного состояния	1.2.4, 1.2.5	соответствует
Проверка условий не достижения конечного состояния	1.2.6	соответствует
Проверка комплектности, маркировки и упаковки	1.3, 1.4, 1.5	соответствует

Генеральный директор ООО «НПО Маркер»



И.П. Антонова



ФЕДЕРАЛЬНАЯ СЛУЖБА ПО НАДЗОРУ В СФЕРЕ ЗДРАВООХРАНЕНИЯ
(РОСЗДРАВНАДЗОР)

**РЕГИСТРАЦИОННОЕ УДОСТОВЕРЕНИЕ
НА МЕДИЦИНСКОЕ ИЗДЕЛИЕ**

от 07 мая 2019 года № РЗН 2019/8352

На медицинское изделие

Индикаторы химические для контроля процесса паровой и воздушной стерилизации по ТУ 20.59.52-001-35927791-2017

Настоящее регистрационное удостоверение выдано

Общество с ограниченной ответственностью "Научно-Производственное
Объединение "Маркер" (ООО "НПО "Маркер"), Россия,
117292, Москва, ул. Профсоюзная, д. 26/44

Производитель

Общество с ограниченной ответственностью "Научно-Производственное
Объединение "Маркер" (ООО "НПО "Маркер"), Россия,
117292, Москва, ул. Профсоюзная, д. 26/44

Место производства медицинского изделия

ООО «НПО Маркер», Россия, 300013, г. Тула, Привокзальный р-н,
ул. Болдина, д. 98а, лит. Е

Номер регистрационного досье № РД-25642/72833 от 30.01.2019

Класс потенциального риска применения медицинского изделия 1

Код Общероссийского классификатора продукции по видам экономической
деятельности 32.50.50.000

Настоящее регистрационное удостоверение имеет приложение на 2 листах

приказом Росздравнадзора от 07 мая 2019 года № 3413
допущено к обращению на территории Российской Федерации

Врио руководителя Федеральной службы
по надзору в сфере здравоохранения



Д.В. Пархоменко

0039607

ПРИЛОЖЕНИЕ
К РЕГИСТРАЦИОННОМУ УДОСТОВЕРЕНИЮ
НА МЕДИЦИНСКОЕ ИЗДЕЛИЕ

от 07 мая 2019 года

№ РЗН 2019/8352

Лист 1

На медицинское изделие

Индикаторы химические для контроля процесса паровой и воздушной стерилизации по ТУ 20.59.52-001-35927791-2017, в вариантах исполнения:

1. Индикаторы химические для контроля процесса паровой и воздушной стерилизации, в составе:

1.1. Интегрирующий индикатор «Маркер», 5 класс для контроля процесса паровой и воздушной стерилизации.

1.2. Многопеременный индикатор «ХимТест», 4 класс для контроля параметров паровой стерилизации для режимов: 121 °С /20 мин, 126 °С /10 мин, 134 °С /5 мин.

1.3. Многопеременный индикатор «ХимТест», 4 класс для контроля параметров воздушной стерилизации для режимов: 160 °С /150 мин, 180 °С /60 мин, 200 °С /30 мин.

1.4. Имитирующий индикатор «Маркер-Прион», 6 класс для контроля параметров паровой стерилизации для режима: 134 °С /18 мин.

2. Индикаторы химические для контроля процесса паровой и воздушной стерилизации лекарственных средств, в составе:

2.1. Многопеременный индикатор «Маркер-Фарм», 4 класс для контроля параметров паровой и воздушной стерилизации для режимов: 100 °С /30 мин, 110 °С /20 мин, 120 °С /15 мин, 180 °С /30 мин.

2.2. Многопеременный индикатор «ХимТест-Фарм-1», 4 класс для контроля параметров паровой стерилизации для режимов: 100 °С /15 мин, 110 °С /10 мин, 120 °С /8 мин.

2.3. Многопеременный индикатор «ХимТест-Фарм-2», 4 класс для контроля параметров паровой стерилизации для режимов: 110 °С /15 мин, 120 °С /12 мин.

2.4. Многопеременный индикатор «ХимТест-Фарм-3», 4 класс для контроля параметров паровой стерилизации для режимов: 100 °С /30 мин, 110 °С /20 мин, 120 °С /15 мин.

2.5. Многопеременный индикатор «ХимТест-Фарм-4», 4 класс для контроля параметров паровой стерилизации для режимов: 112 °С /20 мин, 121 °С /15 мин.

2.6. Многопеременный индикатор «ХимТест-Фарм-5», 4 класс для контроля параметров паровой стерилизации для режимов: 130 °С /30 мин, 121 °С /20 мин.

2.7. Многопеременный индикатор «ХимТест-Фарм-6», 4 класс для контроля параметров паровой стерилизации для режима: 120 °С /30 мин.

2.8. Многопеременный индикатор «ХимТест-Фарм-7», 4 класс для контроля

**Врио руководителя Федеральной службы
по надзору в сфере здравоохранения**

Д.В. Пархоменко

0055896

**ПРИЛОЖЕНИЕ
К РЕГИСТРАЦИОННОМУ УДОСТОВЕРЕНИЮ
НА МЕДИЦИНСКОЕ ИЗДЕЛИЕ**

от 07 мая 2019 года

№ РЗН 2019/8352

Лист 2

параметров воздушной стерилизации для режима: 180 °С /30 мин.

2.9. Многопеременный индикатор «ХимТест-Фарм-8», 4 класс для контроля параметров воздушной стерилизации для режима: 180 °С /45 мин.

3. Индикаторы химические для контроля процесса стерилизации (парового обеззараживания) медицинских отходов, в составе:

3.1. Многопеременный индикатор «ХимТест-О-1», для контроля параметров парового обеззараживания для режимов: 120 °С /90 мин, 126 °С /60 мин, 132 °С /45 мин, 134 °С /27 мин.

3.2. Многопеременный индикатор «ХимТест-О-2», для контроля параметров парового обеззараживания для режимов: 120 °С /120 мин, 126 °С /90 мин, 132 °С /60 мин, 134 °С /35 мин.

3.3. Многопеременный индикатор «ХимТест-О-3», для контроля параметров парового обеззараживания для режимов: 132 °С /90 мин, 134 °С /60 мин.


7

Врио руководителя Федеральной службы
по надзору в сфере здравоохранения



Д.В. Пархоменко

0055897



Authorisation to Distribute

TCS Biosciences Limited, having registered offices in Botolph Claydon, Buckingham MK18 2LR, England, confirms that:

SanMedico SRL, 88/1 Petricani Str, Office 10, MS-2059, mun Chisinau, Republic of Moldova

Is authorised to promote and sell the TCS Biosciences range of products in the Republic of Moldova on a non-exclusive basis.

SanMedico SRL is also authorised to participate in tenders, to submit quotations and to deliver these products within the territory of Republic of Moldova.

This letter of authorisation is valid for 1 year from the date of issue but can be terminated by either party provided that a notice period of 3 months is given.

This authorisation may be extended by 1 year, by mutual agreement between TCS Biosciences Limited and San Medico SRL Limited

Signed: 

Date: 12th September 2024

Name: Lesley Ayres

Title: Key Account Manager



Certificate of Registration

QUALITY MANAGEMENT SYSTEM - ISO 9001:2015

This is to certify that:

TCS Biosciences Limited
Botolph Claydon
Buckingham
MK18 2LR
United Kingdom

Holds Certificate Number:

FS 28907

and operates a Quality Management System which complies with the requirements of ISO 9001:2015 for the following scope:

The procurement, manufacture, design, development and sale of a range of diagnostic products for clinical, pharmaceutical, food and environmental laboratory testing.

For and on behalf of BSI:

Matt Page, Managing Director Assurance - UK & Ireland

Original Registration Date: 1994-08-11

Latest Revision Date: 2022-01-14

Effective Date: 2022-01-27

Expiry Date: 2025-01-26

Page: 1 of 1



...making excellence a habit.™

Certificate of Registration

ENVIRONMENTAL MANAGEMENT SYSTEM - ISO 14001:2015

This is to certify that:

TCS Biosciences Ltd
Botolph Claydon
Buckingham
MK18 2LR
United Kingdom

Holds Certificate Number:

EMS 590359

and operates an Environmental Management System which complies with the requirements of ISO 14001:2015 for the following scope:

The procurement, manufacture, design, development and sale of a range of diagnostic products for clinical, pharmaceutical, food and environmental laboratory testing.

For and on behalf of BSI:

Matt Page, Managing Director Assurance - UK & Ireland

Original Registration Date: 2013-06-10

Latest Revision Date: 2022-01-14

Effective Date: 2022-01-27

Expiry Date: 2025-01-26

Page: 1 of 1



0003

...making excellence a habit.™



SELF DECLARATION OF CONFORMITY

We declare under our sole responsibility in accordance with MHRA account number 0000009546 that the following CE marked products:

GMDN Term	GMDN Code	TCS product code and description
General microbial isolate identification control IVD	63319	Selectrol – All MIM codes

conform to the relevant provisions of the In-vitro Diagnostic Medical Devices Directive 98/79/EC and The Medical Devices Regulations 2002 (SI 2002 No.618) and The Medical Devices (Amendment) Regulations 2003 (SI 2003 No.1697) for in-vitro diagnostic medical devices.

This declaration is made on the basis of meeting the requirements of Annexes I and III of the In-Vitro Diagnostic Medical Devices Directive 98/79/EC and continued maintenance of an approved Quality Management System meeting the requirements of ISO 9001, as certified by BS, certificate number FS 28907.

Signed by: Sue Brown

Date: September 2020

Name: Sue Brown
Position: Quality Assurance & Regulatory Affairs Manager

Signed by: Lynnda Preston

Date: September 2020

Name: Lynnda Preston
Position: Managing Director

Manufacturer
TCS Biosciences Ltd
Botolph Claydon
Buckingham MK18 2LR
UK

EC Authorised Representative
TCS Biosciences Europe B.V.
Provincialeweg 6
9864 PD Kornhorn
The Netherlands

ANNEX TO SELF DECLARATION OF CONFORMITY – SELECTROL (Dated 30.04.2016)

List of product codes and descriptions – August 2018

Product	Description
MM01-10	Enterobacter cloacae 10 Disc
MM02-10	Escherichia coli 10 Disc
MM02-25	Escherichia coli 25 Disc
MM04-10	Klebsiella pneumoniae 10 Disc
MM04-25	Klebsiella pneumoniae 25 Disc
MM05-5	Neisseria gonorrhoeae 5 Disc
MM07-10	Shigella sonnei 10 Disc
MM08-10	Legionella pneumophila serogroup 1 10d
MM09-10	Proteus vulgaris 10 Disc
MM09-25	Proteus vulgaris 25 Disc
MM10-10	Pseudomonas aeruginosa 10 Disc
MM10-10	Pseudomonas aeruginosa 10 Disc
MM10-25	Pseudomonas aeruginosa 25 Disc
MM100-10	Haemophilus influenzae 10 Disc
MM11-10	Salmonella Typhimurium 10 Disc
MM11-25	Salmonella Typhimurium 25 Disc
MM12-10	Serratia marcescens 10 Disc
MM13-10	Staphylococcus aureus 10 Disc
MM13-10	Staphylococcus aureus 10 Disc
MM13-25	Staphylococcus aureus 25 Disc
MM14-10	Staphylococcus aureus 10 Disc
MM14-25	Staphylococcus aureus 25 Disc
MM15-10	Staphylococcus epidermidis 10 Disc
MM15-10	Staphylococcus epidermidis 10 Disc
MM15-25	Staphylococcus epidermidis 25 Disc
MM16-10	Streptococcus agalactiae 10 Disc
MM17-10	Enterococcus faecalis 10 Disc
MM17-25	Enterococcus faecalis 25 Disc
MM18-10	Enterococcus faecalis 10 Disc
MM18-10	Enterococcus faecalis 10 Disc
MM18-25	Enterococcus faecalis 25 Disc
MM19-10	Streptococcus pneumoniae 10 Disc
MM20-10	Streptococcus pyogenes 10 Disc
MM20-25	Streptococcus pyogenes 25 Disc
MM21-10	Bacillus cereus 10 Disc
MM24-10	Escherichia coli 10 Disc
MM24-25	Escherichia coli 25 Disc
MM26-10	Enterobacter aerogenes 10 Disc
MM26-25	Enterobacter aerogenes 25 Disc

Product	Description
MM27-10	Citrobacter freundii 10 Disc
MM28-10	Candida albicans 10 Disc
MM28-25	Candida albicans 25 Disc
MM29-10	Bacillus subtilis 10 Disc
MM29-25	Bacillus subtilis 25 Disc
MM30-10	Staphylococcus aureus 10 Disc
MM30-25	Staphylococcus aureus 25 Disc
MM31-10	Clostridium sporogenes 10 Disc
MM33-10	Escherichia coli 10 Disc
MM33-25	Escherichia coli 25 Disc
MM34-10	Escherichia coli (mcr-1) 10 Disc
MM35-10	Enterococcus hirae 10 Disc
MM36-10	Campylobacter jejuni 10 Disc
MM37-10	Haemophilus influenzae 10 Disc
MM38-10	Escherichia coli 10 Disc
MM38-25	Escherichia coli 25 Disc
MM40-25	Pseudomonas aeruginosa 25 Disc
MM41-10	Pseudomonas aeruginosa 10 Disc
MM42-10	Candida albicans 10 Disc
MM42-25	Candida albicans 25 Disc
MM43-10	Proteus mirabilis 10 Disc
MM44-10	Bacteroides fragilis 10 Disc
MM44-10	Bacteroides fragilis 10 Disc
MM45-10	Clostridium perfringens 10 Disc
MM45-10	Clostridium perfringens 10 Disc
MM46-10	Staphylococcus aureus 10 Disc
MM46-10	Staphylococcus aureus 10 Disc
MM46-25	Staphylococcus aureus 25 Disc
MM47-10	Listeria monocytogenes 10 Disc
MM48-10	Listeria monocytogenes 10 Disc
MM48-25	Listeria monocytogenes 25 Disc
MM50-10	Saccharomyces cerevisiae 10 Disc
MM51-10	Enterobacter cloacae 10 Disc
MM52-10	Enterococcus faecalis 10 Disc
MM53-10	Candida krusei 10 Disc
MM54-10	Candida parapsilosis 10 Disc
MM55-10	Klebsiella pneumoniae 10 disc
MM56-10	Klebsiella pneumoniae 10 Disc
MM57-10	Escherichia coli 10 Disc
MM58-10	Klebsiella pneumoniae 10 Disc
MM59-10	Klebsiella pneumoniae 10 Disc
MM60-10	Streptococcus dysgalactiae 10 Disc
MM62-10	Salmonella Enteritidis 10 Disc

Product	Description
MM63-10	Escherichia coli 10 Disc
MM64-10	Staphylococcus aureus 10 Disc
MM65-10	Pseudomonas aeruginosa 10 Disc
MM68-10	Proteus mirabilis 10 Disc
MM70-10	Burkholderia cepacia 10 Disc
MM73-10	Saccharomyces cerevisiae 10 Disc
MM73-25	Saccharomyces cerevisiae 25 Disc
MM75-10	Escherichia coli 10 Disc
MM76-10	Lactobacillus brevis 10 Disc
MM77-10	Listeria monocytogenes 10 Disc
MM80-10	Yersinia enterocolitica 10 Disc
MM80-25	Yersinia enterocolitica 25 Disc
MM81-10	Haemophilus influenzae 10 Disc
MM82-10	Campylobacter jejuni 10 Disc
MM83-10	Klebsiella pneumoniae 10 Disc
MM84-10	Salmonella Nottingham 10 Disc
MM85-10	Staphylococcus aureus 10 Disc
MM86-10	Bacillus cereus 10 Disc
MM86-25	Bacillus cereus 25 Disc
MM87-10	Listeria monocytogenes 10 Disc
MM88-10	Klebsiella aerogenes 10 Dis
MM89-10	Salmonella Poona 10 Disc
MM89-25	Salmonella Poona 25 Disc
MM91-10	Staphylococcus aureus 10 Disc
MM91-10	Staphylococcus aureus 10 Disc
MM92-10	Listeria innocua 10 Disc
MM93-10	Escherichia coli 0157 non-toxigenic 10d
MM93-25	Escherichia coli 0157 non-toxigenic 25D
MM94-10	Aspergillus brasiliensis 10 Disc
MM95-10	Streptococcus pneumoniae 10 Disc
MM97-10	Rhodococcus equi 10 Disc
MM99-10	Legionella anisa 10 Disc
MM99-10	Legionella anisa 10 Disc

Signed by: Sue Brown

Date: 21.08.2018


Name: Sue Brown
Position: Regulatory Affairs Manager

Signed by: Lynda Preston

Date: 21.08.2018

Name: Lynda Preston
Position: Managing Director

accuracy and quality as a science



Selectrol®
Technical
Guide



Selectrol® : Manufactured under licence from Public Health England Culture Collections

SELECTROL® - FREEZE-DRIED ORGANISMS IN A DISC

Quality control of microbial characterisation tests, culture media and antimicrobial susceptibility determinations is best accomplished by the use of microorganisms with well-documented and stable phenotypic and genotypic characteristics.

Bacterial and fungal strains have been selected and recommended by expert bodies, such as **EUCAST**, **CLSI** and the European Pharmacopoeia, on the basis of their suitability for monitoring test performance and ensuring the validity of results for testing used in clinical, food, pharmaceutical, water and veterinary laboratories.

Products derived from the cultures in the collections should be manufactured using the minimum number of sub-cultures, to minimise the possibility of alterations to the phenotype due to mutations. See also page 14.

Selectrol strains are manufactured exclusively from Public Health England Culture Collections (NCTC® and NCPF®) and are first generation subcultures, unlike many products on the market which are 2nd, 3rd or 4th generation subcultures. They are preserved by long-term storage as freeze-dried cells in order to minimise any alterations to the phenotype caused by mutations.

Passages

A Selectrol® disc is a first generation subculture from a **master culture** sourced from Public Health England Culture Collections, and is designed to be used to obtain **working stock** cultures for use in testing. It is generally accepted that no more than a total of five passages should be made from the **master culture**, in order to avoid genetic drift and mutant selection. Therefore, no more than four passages (fresh cultures) from the **working stock** should be made.


Shelf life

For most strains, Selectrol® discs are guaranteed to contain at least 10⁶ organisms at the time of purchase; this number is sufficient to ensure that when the discs are used and stored as directed there will be viable organisms cultivable up to the stated end of the shelf life, which is usually 9 months from the time the vial is first opened.

Quality Control

Selectrol® batches are tested in our UKAS accredited testing laboratory number 2496. A test report for each batch of Selectrol® can be accessed via our website. The reporting of Selectrol® test results via the website comes under our UKAS accreditation.

Selectrol® cultures are rigorously tested to confirm identity, to confirm the possession of essential phenotypic characteristics and to exclude contamination with other organisms. Photographic evidence of the test results is retained for each batch, along with retained appropriately stored samples.



Glossary

AMRHAI: Antimicrobial Resistance and Healthcare Associated Infections reference unit

ATCC®: American Type Culture Collection. ATCC® strains are listed for reference only. ATCC® is a registered trademark of the American Type Culture Collection.

BSAC: British Society for Antimicrobial Chemotherapy - Now superseded by EUCAST

CLSI: Clinical Laboratory Standards Institute. (USA)

CPE: Carbapenemase Producing Enterobacteriaceae

CRE: Carbapenem Resistant Enterobacteriaceae

Culture collection: Cultures of fully characterised organisms maintained in such a way as to minimise sub-culturing. See page 14.

ESBL: Extended Spectrum Beta-Lactamase-producing organism.

EUCAST: European Committee on Antimicrobial Susceptibility Testing.

First generation derivative: A single passage from a master culture, for example a Selectrol® disc.

Master culture: Culture derived from a reference culture vial.

NCPF®: National Collection of Pathogenic Fungi. NCPF® is a registered trademark of Public Health England.

NCTC®: National Collection of Type Cultures. NCTC® is a registered trademark of Public Health England.

Passage: An equivalent term for a subculture.

PHE: Public Health England.

Reference cultures: Quality control strains selected on the basis of their phenotypic biochemical and antimicrobial susceptibility characteristics to be used as controls in microbiological testing. These are obtained as freeze-dried vials from culture collections.

Stock culture: Cultures derived from a Selectrol® disc, which can be stored for up to a week, usually on agar slants.

Working cultures: Stock cultures further sub-cultured to provide 18-24 hour growth for use in testing.

WDCM: World Data Centre for Microorganisms

WFCC: World Federation for Culture Collections

SIGNIFICANT PROPERTIES AND USES OF SELECTROL® ORGANISMS

Aspergillus brasiliensis (formerly *Aspergillus niger*):

MM94 – NCPF® 2275 / ATCC® 16404 / WDCM 00053 – used in pharmaceutical industry for testing media and preservatives. Colonies are initially white or yellowish and on the reverse greyish or greenish-yellow. Sporing heads on the colony surface are initially pale, becoming dark brown to black. Sporulation may be inhibited in sealed plates.

Bacillus cereus:

MM21 – NCTC® 10320 / ATCC® 9634 / WDCM 00001 (recently renamed *Bacillus toyonensis*) – ISO 11133 recommended media and ID test control organism.

MM86 – NCTC® 7464 / ATCC® 10876 – **PHE** recommended media and ID test control organism.

Bacillus subtilis (*Bacillus subtilis* subsp. *spizizenii*):

MM29 – NCTC® 10400 / ATCC® 6633 / WDCM 00003 – used in antibiotic assays (fully sensitive), **PHE** recommended media and ID test control organism.



Bacteroides fragilis:

MM44 – NCTC® 9343 / ATCC® 25285 – type strain, **PHE** recommended strain for media and sensitivity test control.

Campylobacter jejuni (*Campylobacter jejuni* subsp. *jejuni*):

MM82 – NCTC® 11322 / ATCC® 29428 / WDCM 00156 – **PHE** recommended strain for media control.

MM36 – NCTC® 11351 / ATCC® 33560 – **EUCAST** recommended strain for susceptibility testing.

Candida albicans:

MM28 – NCPF® 3255 / ATCC® 2091 / WDCM 00055 – sensitivity control / industrial use.

MM42 – NCPF® 3179 / ATCC® 10231 / WDCM 00054 – pharmaceutical / media testing / **PHE** recommended strain for media control.

CRE ≡ 'Carbapenem Resistant Enterobacteriaceae' / CPE ≡ 'Carbapenemase Producing Enterobacteriaceae'

There are 5 carbapenemases which are currently a significant problem in the UK – KPC, OXA-48, IMP, NDM and VIM – and PHE recommend that all clinically-significant Gram-negative bacteria should be routinely screened for carbapenemase production, using a recommended carbapenem² such as ertapenem or meropenem. Resistant isolates may be investigated further to determine which resistance mechanism is involved using the Modified Hodge Test, MALDI-TOF, PCR or a reference laboratory.

MM55 *Klebsiella pneumoniae* – NCTC® 13440 – produces a Class B VIM-1 Carbapenemase.

MM56 *Klebsiella pneumoniae* – NCTC® 13443 – produces a Class B NDM-1 Carbapenemase.

MM58 *Klebsiella pneumoniae* – NCTC® 13438 – produces a Class A KPC-3 Carbapenemase.

MM59 *Klebsiella pneumoniae* – NCTC® 13442 – produces a Class D OXA-48 Carbapenemase.

MM57 *Escherichia coli* – NCTC® 13476 – produces a Class B IMP Carbapenemase.

MM33 *Escherichia coli* – NCTC® 10418 / ATCC® 10536 – recommended by **PHE** as a negative control for CRE testing.



Citrobacter freundii:

MM27 – NCTC® 9750 / ATCC® 8090 – type strain.

Clostridium perfringens:

MM45 – NCTC® 8237 / ATCC® 13124 / WDCM 00007 – type strain. **PHE** recommended strain for food testing (Tryptose Sulphite Cycloserine agar – lactose and gelatin positive) and sensitivity test control. *Clostridium perfringens* is listed in Schedule 5 of the Anti-terrorism, Crime and Security Act 2001, and should be securely stored in accordance with the guidelines of the Act. However, MM45 is a type A strain, which does not produce the lethal epsilon toxin of potential interest to bioterrorists.

Clostridium sporogenes:

MM31 – NCTC® 532 / ATCC® 19404 / WDCM 00008 – used for media control. **PHE** recommended strain for media QC (lactose gelatin medium for ID of *C. perfringens* lactose negative and gelatin positive).

Enterobacter aerogenes:

MM26 – NCTC® 10006 / ATCC® 13048 / WDCM 00175 – type strain; used in water, paint and adhesive testing.

Enterobacter cloacae:

MM01 – NCTC® 13380 / ATCC® 23355 / WDCM 00082 – disinfectant control, media testing.

MM51 – NCTC® 13406 – **PHE** recommended strain for QC of AmpC (de-repressed) detection.

Enterococcus faecalis:

MM52 – NCTC® 13379 / ATCC® 51299 / WDCM 00085 – is vancomycin resistant (low-level VanB mediated) and also shows high-level resistance to aminoglycosides. It is used to confirm methodologies used to detect these resistances are working correctly. Lancefield group D.

MM17 – NCTC® 775 / ATCC® 19433 / WDCM 00009 – used in water industry and QC. **PHE** recommended strain for media control. Fully sensitive. Lancefield group D.

MM18 – NCTC® 12697 / ATCC® 29212 / WDCM 00087 – is fully sensitive to vancomycin and gentamicin. **PHE** recommended positive control strain for aesculin test. **CLSI, EUCAST** recommended media control for sulpha / trimethoprim testing and general susceptibility testing control. Lancefield group D.






Enterococcus hirae:

MM35 – NCTC® 13383 / ATCC® 10541 / WDCM 00011 – disinfectant control. Used in microbiological assays. Colonies are alpha-haemolytic on sheep blood agar.

***Escherichia coli* strains:**

MM02 – NCTC® 12241 / ATCC® 25922 / WDCM 00013 – **EUCAST**, **CLSI**, **PHE** recommended control strain for susceptibility testing (fully sensitive). Exhibits 2 colony types – the most prevalent type is slightly irregular, smooth and translucent. The secondary type appears more opaque. It is preferable to maintain cultures on agar as passage in broth can result in a change in MIC levels.



MM57 – NCTC® 13476 – CRE testing control; produces a Class B IMP Carbapenemase.

MM33 – NCTC® 10418 / ATCC® 10536 – (**PHE** recommended alternative to NCTC 12241) fully sensitive control strain. **PHE** recommended positive control for indole test, ONPG test, negative control for oxidase test, **PHE** recommended negative control for CRE and ESBL testing.

MM24 – NCTC® 11954 / ATCC® 35218 – beta-lactamase positive strain. **CLSI** recommended strain for susceptibility testing ONLY for penicillin / beta-lactamase inhibitor combinations. Sensitive to amoxicillin / clavulanic acid.

MM75 – NCTC® 9001 / ATCC® 11775 / WDCM 00090 – used in water / chemical industry. **PHE** recommended strain for media QC.

MM93 – NCTC® 12900 / ATCC® 700728 / WDCM 00014 – O157 strain (non-toxigenic). **PHE** recommended strain for media QC.

MM63 – NCTC® 11560 – beta-lactamase positive strain.

MM38 – NCTC® 12923 / ATCC® 8739 / WDCM 00012 – used in pharmaceutical / water industry. Three colony types: A) Entire, glistening, smooth and translucent. B) Entire, glistening smooth and opaque. C) Irregular, rough and translucent. The rough colonies appear after 48 hours incubation.

MM34 – NCTC® 13846 – Possesses the plasmid-mediated *mcr-1* colistin resistance mechanism gene and is recommended by **PHE** and **EUCAST** as a control for tests to detect this increasingly prevalent resistance, in conjunction with NCTC® 12241 / ATCC® 25922 (Selectrol strain MM02) as a negative control.


***Haemophilus influenzae* strains:**

MM81 - NCTC[®] 12699 / ATCC[®] 49247 – is a ‘BLNAR’ strain – (beta-lactamase non-producing ampicillin / amoxycillin resistant). These strains are important clinically because the susceptibility results obtained using conventional testing procedures maybe misleading in the case cephalosporins. **PHE**, **CLSI** recommended QC strain for susceptibility testing media.

MM98 – NCTC[®] 11931 – a fully sensitive strain. **PHE** recommended strain for porphyrin synthesis test, chocolate agar control.

MM100 – NCTC[®] 8468 / ATCC[®] 9334 / CCUG 23946 – another fully sensitive strain, which reportedly gives results which are easier to interpret when Mueller-Hinton medium is used in preference to Iso-Sensitest medium. MIC for amoxycillin is 0.5 mg/l.

MM37 – NCTC[®] 12975 / ATCC[®] 49766 – recommended by **EUCAST**.

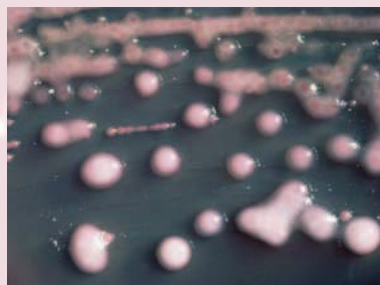


***Klebsiella* strains:**

MM04 *Klebsiella pneumoniae* – NCTC[®] 9633 / ATCC[®] 13883 / WDCM 00097 – type strain. Two colony types may be seen. The predominant type is entire and opaque. The secondary type is slightly smaller and translucent.

MM83 *Klebsiella pneumoniae* – NCTC[®] 13368 / ATCC[®] 700603 – ESBL-producing strain used as control for ESBL testing. There are two colony types.

MM55 *Klebsiella pneumoniae* – NCTC[®] 13440 – CRE testing control; produces a Class B VIM-1 Carbapenemase.



MM56 *Klebsiella pneumoniae* – NCTC[®] 13443 – CRE testing control; produces a Class B NDM-1 Carbapenemase.

MM58 *Klebsiella pneumoniae* – NCTC[®] 13438 – CRE testing control; produces a Class A KPC-3 Carbapenemase.

MM59 *Klebsiella pneumoniae* – NCTC[®] 13442 – CRE testing control; produces a Class D OXA-48 Carbapenemase.

MM88 *Klebsiella aerogenes* (*Raoultella planticola*) – NCTC[®] 9528 – used in water / pharmaceutical industry. **PHE** recommended negative control for Tryptone Bile X-Glucuronide agar and Yeast Extract agar.



Lactobacillus brevis:

MM76 – NCTC[®] 13386 / ATCC[®] 8287 – used in food industry.

Legionella pneumophila serogroup 1:

MM08 – NCTC[®] 11192 / ATCC[®] 33152 / WDCM 00107 – derived from strain isolated from first recognised outbreak of legionellosis in Philadelphia at the Legionnaires' Convention 1976

Listeria innocua:

MM92 – NCTC[®] 11288 / ATCC[®] 33090 / WDCM 00017 – type strain. Non-pathogenic.

Listeria monocytogenes:

MM87 – NCTC[®] 11994 / WDCM 00019 – type strain, **PHE** recommended positive control strain for Listeria detection in food. Serotype 4b, most common serovar isolated from human infections.

MM48 – NCTC[®] 7973 / ATCC[®] 35152 / WDCM 00109 – produces 2 phenotypes, one is beta-haemolytic and virulent, the other non-haemolytic and non-virulent. Serovar 1/2a.

MM77 – NCTC[®] 13372 / ATCC[®] 7644 – used in food microbiology Q.C. Colonies exhibit beta-haemolysis on sheep blood agar.

Neisseria gonorrhoeae:

MM96 – NCTC[®] 12700 / ATCC[®] 49226 – has low-level, but clinically relevant, resistance to penicillin – MIC of penicillin is 0.5 mg/l. **PHE** recommended control for susceptibility testing – methodology assesses the ability of testing to detect resistance rather than sensitivity; this strain has low-level, but clinically relevant, resistance to penicillin – MIC of penicillin is 0.5 mg/l. Some variation in size and texture of colonies may be observed. Increased CO₂ is helpful in growth.

MM05 – NCTC[®] 8375 / ATCC[®] 19424 – is fully sensitive – MIC of penicillin is 0.06 mg/l. **PHE** recommended strain for media QC.

Proteus mirabilis:

MM43 – NCTC[®] 13376 / ATCC[®] 14153 – pharmaceutical / disinfectant / media control.

MM68 – NCTC[®] 10975 – media control. **PHE** recommended control for motility test.

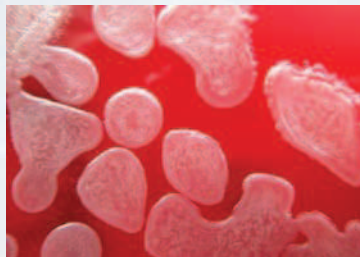


Proteus vulgaris:

MM09 – NCTC® 4175 / ATCC® 13315 – was the type strain, but is atypical and has been recognised as a separate species – *Proteus hauseri* – it is used for media control. Colonies are glistening with spreading edges.

***Pseudomonas aeruginosa* strains:**

MM10 – NCTC® 12903 / ATCC® 27853 / WDCM 00025 – is fully sensitive to anti-pseudomonal antibiotics (EUCAST susceptibility test control). 2 colony types may be observed: A) predominantly flat, spreading edges and rough surface; B) small and compact. Produces both fluorescein and pyocyanin pigments.



MM65 – NCTC® 10662 / ATCC® 25668 / WDCM 00114 – is fully sensitive. PHE recommended control strain for media control

MM40 – NCTC® 12924 / ATCC® 9027 / WDCM 00026 – used in water industry / disinfectant testing. Colonies on agar plates are entire, glistening and mucoid with a grainy surface. This strain also produces both fluorescein and pyocyanin pigments.

MM41 – NCTC® 13359 / ATCC® 15442 – used in water industry / disinfectant testing. May produce up to 3 different colony types. Pyocyanin is not produced.

Rhodococcus equi:

MM97 – NCTC® 1621 / ATCC® 6939 / WDCM 00028 – type strain.

Saccharomyces cerevisiae:

MM73 – NCPF® 3178 – PHE recommended strain for food testing and enumeration of yeasts and moulds.

MM50 – NCTC® 10716 / WDCM 00058 – used for QC of culture media and for antifungal susceptibility testing.

***Salmonella* serotypes:**

MM11 *Salmonella* Typhimurium – NCTC® 12023 / ATCC® 14028 / WDCM 00031 – (1,4,5,12: i: 1,2) Used for media/test QC. This is a common serotype from animals and from human infections.

The strains listed below are unusual serotypes, used to avoid any chance of confusion with strains commonly found in animals, food, etc, and are used to control media and detection methods in the food industry:

MM89 *Salmonella* Poona – NCTC® 4840 – (13,22: z: 1,6) PHE recommended control strain for food testing.

MM84 *Salmonella* Nottingham – NCTC® 7832 – (16: d: e,n,z15) PHE recommended control for water testing.

Serratia marcescens:

MM12 – NCTC® 13382 / ATCC® 8100 – used for disinfectant testing. PHE recommended negative control for indole test. Colonies are entire, glistening, smooth and translucent. Non-pigmented.

Staphylococcus aureus:

(A) Fully sensitive:

MM85 – NCTC® 6571 / ATCC® 9144 / WDCM 00035 – historically used for susceptibility testing ('Oxford staph'), but largely superseded by MM13 as it has unusually low MIC's and so is unrepresentative of normal range of Staph aureus strains. Sensitive to penicillin and ceftazidime / methicillin / oxacillin. **PHE** recommended coagulase, DNase and catalase positive control.

MM13 – NCTC® 12981 / ATCC® 25923 / WDCM 00034 – used in susceptibility and media testing/QC. Fully sensitive to all anti-staphylococcal antibiotics (including penicillin and methicillin / oxacillin). It is preferable to maintain cultures on agar as passage in broth can result in a change in MIC levels. Colonies are circular white to cream, convex to flat in elevation. After 48 hours incubation a few grey/translucent variants may be noted. Beta-haemolytic on sheep blood agar.

B) Penicillin resistant:

MM14 – NCTC® 12973 / ATCC® 29213 / WDCM 00131 – used for susceptibility testing, especially for automated methodology. **EUCAST**, **CLSI** strain. Sensitive to ceftazidime / methicillin / oxacillin. Penicillin resistant – weak beta-lactamase producer. Colonies are beta-haemolytic, and a golden-orange colour.

MM30 – NCTC® 7447 / ATCC® 6538P / WDCM 00033 – used for susceptibility testing/antibiotic assay, disinfectant testing. Ceftazidime / methicillin / oxacillin sensitive. Penicillin resistant. Colonies are weakly beta-haemolytic, coagulase positive and beta-lactamase negative.


(C) MRSA (ceftazidime / methicillin / oxacillin resistant):


MM91 – NCTC® 13373 / ATCC® 43300 / WDCM 00211 (MRSA) – Possesses *mecA* gene but is hetero-resistant, (so as few as one per thousand cells demonstrate the resistance) and consequently has low-level ceftazidime /oxacillin/methicillin resistance (4.0 mg/l MIC of oxacillin, 8.0 mg/l MIC of ceftazidime – methicillin sensitive strains have MIC of 0.12-0.5 for oxacillin and 1-4 for ceftazidime.); it is used to confirm testing procedures for methicillin resistance are working and provides a more stringent test than testing with an MRSA which shows homogeneous resistance and has a much higher MIC. This organism will have a zone of inhibition reduced in size compared to a fully ceftazidime / oxacillin / methicillin sensitive strain (such as MM13). **CLSI** recommended strain for MRSA testing. There are two colony types: 1) Beta-haemolytic with a slight yellow tint. 2) Non-haemolytic and white.

MM64 – NCTC® 12493 / WDCM 00212 (MRSA) – possesses *mecA* gene and shows homogeneous resistance with MIC of >64 for methicillin, which produces high-level ceftazidime / methicillin / oxacillin resistance. **EUCAST** recommended strain. Instances have been reported where loss of the *mecA* gene has occurred during storage.

D) Other:

MM46 – NCTC® 10788 / ATCC® 6538 / WDCM 00032 – used in pharmaceutical industry for testing disinfectants etc. Usually yellow pigmented colonies, or can produce a white colonial variant. Beta-haemolytic.





Staphylococcus epidermidis:

MM15 – NCTC® 13360 / ATCC® 12228 / WDCM 00036 – used for media control / antibiotic assay. Colonies are small and beta-haemolytic.

Streptococcus agalactiae: (Beta-haemolytic Streptococcus group B)

MM16 – NCTC® 8181 / ATCC® 13813 – type strain, used for QC. PHE recommended negative control for aesculin test.

Streptococcus pneumoniae strains:

MM95 – NCTC® 12977 / ATCC® 49619 – has low-level, but clinically relevant, resistance to penicillin – this organism is used to assess detection of resistance rather than sensitivity. PHE recommended positive control for bile solubility test. CLSI, EUCAST recommended control strain for susceptibility testing. Serotype 19F.

MM19 – NCTC® 12695 / ATCC® 6303 – is fully sensitive. Colonies are mucoid and alpha-haemolytic. A few colonies may have an irregular edge. Serotype 3.



Streptococcus pyogenes:

MM20 – NCTC® 12696 / ATCC® 19615 – used for QC and media testing. Lancefield group A, beta-haemolytic. PHE recommended blood agar control.

Vibrio parahaemolyticus:

MM06 – NCTC® 10885 / WDCM 00185 – used for QC of media and ID testing. PHE recommended strain used mainly in the food industry.

Yersinia enterocolitica:

MM80 – NCTC® 12982 / ATCC® 9610 / WDCM 00038 – type strain, used for media control. Serotype O:8, which is a pathogenic serotype, commonest in USA.

References:

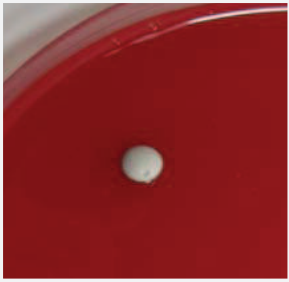
- 1 European Committee on Antimicrobial Susceptibility Testing (EUCAST). Routine and Extended Internal Quality Control for MIC Determination and Disc Diffusion. Version 7.0 - 01.01.2017.
- 2 UK Standards for Microbiology Investigations. Example Reference Strains for Microbiology Investigations Test Procedures: Bacteriology—Test Procedures | TP 1 | Issue No. 2 | 05.01.2015. Public Health England (PHE).
- 3 Performance Standards for Antimicrobial Disc Susceptibility Tests: Approved Standard—11th Edition. Clinical and Laboratory Standards Institute (CLSI).

How to use Selectrol®


Always warm the vial to ambient temperature before opening.

Be sure to use non-selective culture media to revive the organisms.

For the more fastidious organisms, such as anaerobes, it is generally better to use agar rather than broth for revival.



Place disc on suitable growth medium such as blood agar



Leave disc for a few minutes to liquefy, then spread plate and incubate to produce isolated colonies



Obtain a stock culture which can be used to prepare an inoculum for biochemical and antibiotic susceptibility tests



Place disc in a small volume of a suitable broth medium such as brain-heart infusion



Allow disc a few minutes to dissolve, then spread aliquot onto a plate of suitable growth medium



Out-of-specification results


Laboratories use Selectrol® for Quality Control of culture media, biochemical identification tests and antimicrobial susceptibility testing. When a laboratory test result, an MIC or biochemical reaction, is unexpected or out-of-specification, the test should first be repeated to confirm it; an out-of-specification result is an indication that the testing procedure should be reviewed; it is not, in the first instance, a sign of a problem with the control organism.

If incorrect results are obtained on retesting, the explanation could be:

- The test procedure was not followed correctly – check standard operating procedures
- There is an instrumentation error – check calibration, mechanical functioning, etc
- There is a problem with the consumables – out of date, incorrect storage, etc
- The culture of the control organism has become contaminated

Technical Support

If no explanation for out-of-spec results can be found, but repeated tests still give unacceptable results, please contact TCS and / or your relevant reference laboratory or instrument manufacturer for advice. For example, contact AMRHAI at Colindale, London if MIC results are consistently outside the acceptable range. Please retain any remaining discs of organisms about which you have concerns so they can be returned to TCS and investigated alongside retained samples.



Preparing QC and Validation Spikes from Selectrol®

Preparing the spike

- Place a Selectrol® disc in Brain Heart Infusion (BHI) broth* or equivalent, and culture (typically for 18 hours) at the appropriate temperature for the organism (typically 37°C)
- Assume the count in the broth to be 10^8 organisms per ml ----- (A)
- Mix and transfer 100 μ l of (A) to 100 ml of saline or $\frac{1}{4}$ strength Ringer's solution -- (B)
- Mix and transfer 100 μ l of (B) to 10 ml of saline or $\frac{1}{4}$ strength Ringer's solution --- (C)
- Mix and transfer 100 μ l of (C) to your homogenised food sample.

Verifying the inoculum

- Pipette 5 x 10 μ l drops from (C) onto each of two agar plates for Miles and Misra counts.

Using the assumptions and dilutions above:

- (A) contains 10^8 organisms per ml
- (B) contains 10^5 organisms per ml
- (C) contains 10^3 organisms per ml

If the Miles and Misra counts indicate that the required count was not achieved:

- If the count was too high by a factor of 10, reduce the volume transferred from (A) to (B) from 100 μ l to 10 μ l
- If the count was too low by a factor of 10, increase the volume transferred from (A) to (B) from 100 μ l to 1 ml.

Keep a record of the correct dilutions for each organism type for future use. You will find that this method is very repeatable.

*Note: BHI broth will work for most of the Selectrol® organisms; however, for fastidious organisms an appropriate culture broth must be selected, e.g. Fastidious Anaerobe Broth for strictly anaerobic organisms.





Culture Collections

Cultures of microorganisms have been deposited and subsequently maintained in 589 collections in 68 countries, and many of the cultures are derived from the same original isolate; the history of each organism, its properties and names of the culture collections which hold it are detailed in the relevant catalogues and websites.

Some of the organisms have been selected and recommended by expert organisations to be supplied as controls for microbiological tests, and when the identical cultures are present in more than one collection they will have a specific designation for each, incorporating the abbreviation for the collection and a reference number.

For example:- *Staphylococcus aureus* NCTC 7447, widely recommended as a control for antimicrobial susceptibility testing, is held in 30 collections, and consequently the phenotypically and genotypically identical organism has 30 different references, such as ATCC 6538P, CIP 53.156, DSM 346 and so on.

In an effort to minimise potential confusion and help users find local sources of reference strains, the WFCC and the WDCM initiated a system that ascribes each recommended QC strain a reference number (WDCM 00001 onwards), cites all collections that contain it and provides contact details and each collection's unique reference. For example, the strain of *Staphylococcus aureus* NCTC 7447 (Selectrol® strain MM33) mentioned above is designated WDCM 00033.

***Staphylococcus aureus* WDCM 00033**

AHU 1142; **ATCC™ 6538P**; BCRC 10451 ; BTCC 209P; BU 395; CCM 2022; CCTM 596; CCUG 1828; CECT 240; CIP 53.156; CN 3784; CNCTC Mau 28/58; DSM 346; FIRDI 451; IAM 1011; IAM 12082; IEM Mau 28/58; IFO 12732; IFO 3061; IID 671; IMET 10904; JCM 2151; LMG 8195; NCIMB 8625; **NCTC 7447**; NRRL B-313; OUT 8232; PCI 1209; PZH 8/54; RIMD 3109007; VNIIA 209P;

Products derived from the cultures in the collections should be manufactured using the minimum number of sub-cultures, to minimise the possibility of alterations to the phenotype due to mutations. Ideally, as in the case of **Selectrol®**, a single sub-culture only is used, so the **Selectrol®** product is a 'first generation derivative' of a culture supplied by NCTC, and will be identical with regard to its properties and suitability for use in QC applications to a culture of the particular organism obtained from any of the other WDCM listed culture collections.

Every effort has been made to ensure the accuracy of the information in this document, however TCS makes no warranties, expressed or implied, regarding errors or omissions and assumes no legal liability or responsibility for loss or damage resulting from the use of information contained within.

Selectrol Strain Index

Strain Name	Designation	Code	WDCM
<i>Aspergillus brasiliensis</i>	NCPF [®] 2275 / ATCC [®] 16404	MM94	00053
<i>Bacillus cereus</i>	NCTC [®] 10320 / ATCC [®] 9634	MM21	00001
<i>Bacillus cereus</i>	NCTC [®] 7464 / ATCC [®] 10876	MM86	
<i>Bacillus subtilis</i>	NCTC [®] 10400 / ATCC [®] 6633	MM29	00003
<i>Bacteroides fragilis</i>	NCTC [®] 9343 / ATCC [®] 25285	MM44	
<i>Campylobacter jejuni</i>	NCTC [®] 11351 / ATCC [®] 33560	MM36	
<i>Campylobacter jejuni</i>	NCTC [®] 11322 / ATCC [®] 29428	MM82	00156
<i>Candida albicans</i>	NCPF [®] 3255 / ATCC [®] 2091	MM28	00055
<i>Candida albicans</i>	NCPF [®] 3179 / ATCC [®] 10231	MM42	00054
<i>Citrobacter freundii</i>	NCTC [®] 9750 / ATCC [®] 8090	MM27	
<i>Clostridium perfringens</i>	NCTC [®] 8237 / ATCC [®] 13124	MM45	00007
<i>Clostridium sporogenes</i>	NCTC [®] 532 / ATCC [®] 19404	MM31	00008
<i>Enterobacter aerogenes</i>	NCTC [®] 10006 / ATCC [®] 13048	MM26	00175
<i>Enterobacter cloacae</i>	NCTC [®] 13380 / ATCC [®] 23355	MM01	00082
<i>Enterobacter cloacae</i>	NCTC [®] 13406	MM51	
<i>Enterococcus faecalis</i>	NCTC [®] 775 / ATCC [®] 19433	MM17	00009
<i>Enterococcus faecalis</i>	NCTC [®] 12697 / ATCC [®] 29212	MM18	00087
<i>Enterococcus faecalis</i>	NCTC [®] 13379 / ATCC [®] 51299	MM52	00085
<i>Enterococcus hirae</i>	NCTC [®] 13383 / ATCC [®] 10541	MM35	00011
<i>Escherichia coli</i>	NCTC [®] 12241 / ATCC [®] 25922	MM02	00013
<i>Escherichia coli</i>	NCTC [®] 11954 / ATCC [®] 35218	MM24	
<i>Escherichia coli</i>	NCTC [®] 10418 / ATCC [®] 10536	MM33	
<i>Escherichia coli</i>	NCTC [®] 12923 / ATCC [®] 8739	MM38	00012
<i>Escherichia coli</i>	NCTC [®] 11560	MM63	
<i>Escherichia coli</i>	NCTC [®] 9001 / ATCC [®] 11775	MM75	00090
<i>Escherichia coli</i> CRE	NCTC [®] 13476	MM57	
<i>Escherichia coli</i> (mcr-1)	NCTC [®] 13846	MM34	
<i>Escherichia coli</i> O157 (non-toxigenic)	NCTC [®] 12900 / ATCC [®] 700728	MM93	00014
<i>Haemophilus influenzae</i>	NCTC [®] 8468 / ATCC [®] 9334	MM100	
<i>Haemophilus influenzae</i>	NCTC [®] 12975 / ATCC [®] 49766	MM37	
<i>Haemophilus influenzae</i>	NCTC [®] 12699 / ATCC [®] 49247	MM81	
<i>Haemophilus influenzae</i>	NCTC [®] 11931	MM98	
<i>Klebsiella aerogenes</i>	NCTC [®] 9528	MM88	
<i>Klebsiella pneumoniae</i>	NCTC [®] 9633 / ATCC [®] 13883	MM04	00097
<i>Klebsiella pneumoniae</i>	NCTC [®] 13368 / ATCC [®] 700603	MM83	
<i>Klebsiella pneumoniae</i> CRE	NCTC [®] 13440	MM55	
<i>Klebsiella pneumoniae</i> CRE	NCTC [®] 13443	MM56	
<i>Klebsiella pneumoniae</i> CRE	NCTC [®] 13438	MM58	

Selectrol Strain Index

Strain Name	Designation	Code	WDCM
<i>Klebsiella pneumoniae</i> CRE	NCTC [®] 13442	MM59	
<i>Lactobacillus brevis</i>	NCTC [®] 13386 / ATCC [®] 8287	MM76	
<i>Legionella pneumophila</i> serogroup 1	NCTC [®] 11192 / ATCC [®] 33152	MM08	00107
<i>Listeria innocua</i>	NCTC [®] 11288 / ATCC [®] 33090	MM92	00017
<i>Listeria monocytogenes</i>	NCTC [®] 7973 / ATCC [®] 35152	MM48	00109
<i>Listeria monocytogenes</i>	NCTC [®] 13372 ATCC [®] 7644	MM77	
<i>Listeria monocytogenes</i>	NCTC [®] 11994	MM87	00019
<i>Neisseria gonorrhoeae</i>	NCTC [®] 8375 / ATCC [®] 19424	MM05	
<i>Neisseria gonorrhoeae</i>	NCTC [®] 12700 / ATCC [®] 49226	MM96	
<i>Proteus mirabilis</i>	NCTC [®] 13376 / ATCC [®] 14153	MM43	
<i>Proteus mirabilis</i>	NCTC [®] 10975	MM68	
<i>Proteus vulgaris</i>	NCTC [®] 4175 / ATCC [®] 13315	MM09	
<i>Pseudomonas aeruginosa</i>	NCTC [®] 12903 / ATCC [®] 27853	MM10	00025
<i>Pseudomonas aeruginosa</i>	NCTC [®] 12924 / ATCC [®] 9027	MM40	00026
<i>Pseudomonas aeruginosa</i>	NCTC [®] 13359 / ATCC [®] 15442	MM41	
<i>Pseudomonas aeruginosa</i>	NCTC [®] 10662 / ATCC [®] 25668	MM65	00114
<i>Rhodococcus equi</i>	NCTC [®] 1621 / ATCC [®] 6939	MM97	00028
<i>Saccharomyces cerevisiae</i>	NCTC [®] 10716/ ATCC [®] 9763	MM50	00058
<i>Saccharomyces cerevisiae</i>	NCPF [®] 3178	MM73	
<i>Salmonella</i> Nottingham	NCTC [®] 7832	MM84	
<i>Salmonella</i> Poona	NCTC [®] 4840	MM89	
<i>Salmonella</i> Typhimurium	NCTC [®] 12023/ ATCC [®] 14028	MM11	00031
<i>Serratia marcescens</i>	NCTC [®] 13382 / ATCC [®] 8100	MM12	
<i>Staphylococcus aureus</i>	NCTC [®] 12981 / ATCC [®] 25923	MM13	00034
<i>Staphylococcus aureus</i>	NCTC [®] 12973 / ATCC [®] 29213	MM14	00131
<i>Staphylococcus aureus</i>	NCTC [®] 7447 / ATCC [®] 6538P	MM30	00033
<i>Staphylococcus aureus</i>	NCTC [®] 10788 / ATCC [®] 6538	MM46	00032
<i>Staphylococcus aureus</i>	NCTC [®] 6571 / ATCC [®] 9144	MM85	00035
<i>Staphylococcus aureus</i> (MRSA)	NCTC [®] 12493	MM64	00212
<i>Staphylococcus aureus</i> (MRSA)	NCTC [®] 13373 / ATCC [®] 43300	MM91	00211
<i>Staphylococcus epidermidis</i>	NCTC [®] 13360 / ATCC [®] 12228	MM15	00036
<i>Streptococcus agalactiae</i>	NCTC [®] 8181 / ATCC [®] 13813	MM16	
<i>Streptococcus pneumoniae</i>	NCTC [®] 12695 / ATCC [®] 6303	MM19	
<i>Streptococcus pneumoniae</i>	NCTC [®] 12977 / ATCC [®] 49619	MM95	
<i>Streptococcus pyogenes</i>	NCTC [®] 12696 / ATCC [®] 19615	MM20	
<i>Vibrio parahaemolyticus</i>	NCTC [®] 10885	MM06	00185
<i>Yersinia enterocolitica</i>	NCTC [®] 12982 / ATCC [®] 9610	MM80	00038

Selectrol Strains Listed by WDCM Number

WDCM	Strain Name	Designation	Code
00001	<i>Bacillus cereus</i>	NCTC [®] 10320 / ATCC [®] 9634	MM21
00003	<i>Bacillus subtilis</i>	NCTC [®] 10400 / ATCC [®] 6633	MM29
00007	<i>Clostridium perfringens</i>	NCTC [®] 8237 / ATCC [®] 13124	MM45
00008	<i>Clostridium sporogenes</i>	NCTC [®] 532 / ATCC [®] 19404	MM31
00009	<i>Enterococcus faecalis</i>	NCTC [®] 775 / ATCC [®] 19433	MM17
00011	<i>Enterococcus hirae</i>	NCTC [®] 13383 / ATCC [®] 10541	MM35
00012	<i>Escherichia coli</i>	NCTC [®] 12923 / ATCC [®] 8739	MM38
00013	<i>Escherichia coli</i>	NCTC [®] 12241 / ATCC [®] 25922	MM02
00014	<i>Escherichia coli</i> O157 (non-toxigenic)	NCTC [®] 12900 / ATCC [®] 700728	MM93
00017	<i>Listeria innocua</i>	NCTC [®] 11288 / ATCC [®] 33090	MM92
00019	<i>Listeria monocytogenes</i>	NCTC [®] 11994	MM87
00025	<i>Pseudomonas aeruginosa</i>	NCTC [®] 12903 / ATCC [®] 27853	MM10
00026	<i>Pseudomonas aeruginosa</i>	NCTC [®] 12924 / ATCC [®] 9027	MM40
00028	<i>Rhodococcus equi</i>	NCTC [®] 1621 / ATCC [®] 6939	MM97
00031	<i>Salmonella</i> Typhimurium	NCTC [®] 12023 / ATCC [®] 14028	MM11
00032	<i>Staphylococcus aureus</i>	NCTC [®] 10788 / ATCC [®] 6538	MM46
00033	<i>Staphylococcus aureus</i>	NCTC [®] 7447 / ATCC [®] 6538P	MM30
00034	<i>Staphylococcus aureus</i>	NCTC [®] 12981 / ATCC [®] 25923	MM13
00035	<i>Staphylococcus aureus</i>	NCTC [®] 6571 / ATCC [®] 9144	MM85
00036	<i>Staphylococcus epidermidis</i>	NCTC [®] 13360 / ATCC [®] 12228	MM15
00038	<i>Yersinia enterocolitica</i>	NCTC [®] 12982 / ATCC [®] 9610	MM80
00053	<i>Aspergillus brasiliensis</i>	NCPF [®] 2275 / ATCC [®] 16404	MM94
00054	<i>Candida albicans</i>	NCPF [®] 3179 / ATCC [®] 10231	MM42
00055	<i>Candida albicans</i>	NCPF [®] 3255 / ATCC [®] 2091	MM28
00058	<i>Saccharomyces cerevisiae</i>	NCTC [®] 10716 / ATCC [®] 9763	MM50
00082	<i>Enterobacter cloacae</i>	NCTC [®] 13380 / ATCC [®] 23355	MM01
00085	<i>Enterococcus faecalis</i>	NCTC [®] 13379 / ATCC [®] 51299	MM52
00087	<i>Enterococcus faecalis</i>	NCTC [®] 12697 / ATCC [®] 29212	MM18
00090	<i>Escherichia coli</i>	NCTC [®] 9001 / ATCC [®] 11775	MM75
00097	<i>Klebsiella pneumoniae</i>	NCTC [®] 9633 / ATCC [®] 13883	MM04
00107	<i>Legionella pneumophila</i> serogroup 1	NCTC [®] 11192 / ATCC [®] 33152	MM08
00109	<i>Listeria monocytogenes</i>	NCTC [®] 7973 / ATCC [®] 35152	MM48
00114	<i>Pseudomonas aeruginosa</i>	NCTC [®] 10662 / ATCC [®] 25668	MM65
00131	<i>Staphylococcus aureus</i>	NCTC [®] 12973 / ATCC [®] 29213	MM14
00156	<i>Campylobacter jejuni</i>	NCTC [®] 11322 / ATCC [®] 29428	MM82
00175	<i>Enterobacter aerogenes</i>	NCTC [®] 10006 / ATCC [®] 13048	MM26
00185	<i>Vibrio parahaemolyticus</i>	NCTC [®] 10885	MM06
00211	<i>Staphylococcus aureus</i> (MRSA)	NCTC [®] 13373 / ATCC [®] 43300	MM91
00212	<i>Staphylococcus aureus</i> (MRSA)	NCTC [®] 12493	MM64

Notes





www.tcsbiosciences.co.uk



TCS Biosciences Ltd

Botolph Claydon, Buckingham, MK18 2LR, United Kingdom

t: +44 (0) 1296 714222, f: +44 (0) 1296 714806, e: sales@tcsgroup.co.uk