



# X-RAY PROTECTION



## «ONIKO»

ONIKO company was created in 1992.  
ONIKO is a supplier of materials and the equipment for X-ray diagnostics in Ukraine from the leading world manufacturers and is a manufacturer itself. «ONIKO» began the elaboration and production of individual X-ray protection in 2000.

Today, due to the high quality and original design, ONIKO products are known in many countries of Europe and Asia. The company offers products for individual and collective protection of the patients, personnel and children from ionizing radiation during medical X-ray examinations.

ONIKO successfully develops the systems for radiation protection. The company is constantly improving and introducing new models of personal X-ray protection that meet the highest standards. Creativity and diligence of the team, ensures the company's reputation as an innovative provider of reliable products of the highest quality. The increasing demands of modern medical technology are met through continuous dialogue with customers.

In 2012 the branch of the company – ONIKO-Europe in Prague (Czech Republic) was created which now operates successfully and supplies ONIKO products to the EU.

### Product information

#### Comfort and quality

The quality requirements to the production of clothing for radiation protection are stricter than ever. Modern diagnostic and therapeutic procedures based on the effects of radiation, require the increase of the time for wearing protective clothing. Protection requirements vary for different applications. The policy of ONIKO company allows to offer the approved and the widest range of models.

#### Protective material

Vinyl is a material which provides good protection for the users. It satisfies the basic ergonomic requirements, especially for long time investigations with X-ray protective clothing. Our company pays special attention to the unique design and optimum workmanship. Modern manufacturing technology and constant quality control ensures that the concept of our brand users receive a proper assessment. Oniko offers products from the following types of vinyl:

- **«Bi-layer Low Lead»** – revolutionary Bi-layer material that is the lightest, most flexible and durable material in the market today;
- **«Bi-layer Lead Free»** – revolutionary Bi-layer lead free material;
- **«Light Weight Lead Vinyl»** – 5% lighter than «Vinyl Standard», the most popular lead vinyl material, is used as basic;
- **«Super Light Lead Vinyl»** – 15% lighter than «Vinyl Standard»;
- **«Vinyl Lead Free»** – lead free vinyl which 15% lighter than «Vinyl Standard».

ONIKO offers products with lead equivalent Pb = 0,25 mm, 0,35 mm, 0,50 mm or 1 mm. Pb 0,25 mm is at the back of the X-ray protection, unless different is specified. The effectiveness of protection was tested in the X-ray tube voltage of 100 kV. We can make products with different lead equivalent upon customer request.

#### The outer cover

For the current production range of X-ray protection the brand-new outer material coating is applied. It sturdy fabric of the highest quality. The protective clothing with an outer coating meets all hygienic requirements of medical industry. The material is produced as a protective coating that stays fresh and clean and it will last lifetime. This material made of PES knitted fabric substrate and Polyurethane coating. It is washable, waterproof, bielastic and extra resistant to light. This material is available in 7 nice modern colors. See color options below:



#### Safety guarantee

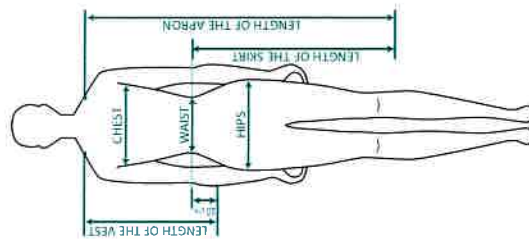
ONIKO X-rays protection meets all modern requirements and standards. The products are qualified by European legislation IEC 61331-3 «Protective devices against diagnostic medical X-radiation».

ONIKO products are certified in accordance with the applicable CE standard: Regulation (EU) 2016/425 of the European Parliament and of the Council.

Trademark ONIKO guarantees clearly structured management quality in the development and manufacture of products, which is certified to compliance with standards ISO 9001:2015.

#### How is the right product size chosen?

Customer can choose the size of the X-ray protection means based on measurements of the chest, waist, hips and length.



**Length of the apron** is measured from the mid-point of the shoulder below knees.

**Chest** is the circumference that is measured by wrapping the tape around the torso just below the armpits.

**Waist** is the circumference that is measured by wrapping the tape around the waist.

**Hips** is the circumference that is measured by wrapping the tape around the hips at the most protruding parts of the body.

**Length of the vest** is measured from the top point of the shoulder to 10 cm below waist.

**Length of the skirt** is measured from waist below knees.

ONIKO, trademark: X-Ray Protection under individual requirements.

#### Required information for standard order

To make the standard order of our products, please provide the following information:

1. Model, code and model name;
2. Lead equivalent;
3. Size and length;
4. Type of vinyl;
5. Color;
6. Execution (male or female);
7. Quantity.

#### For example:

048 (A) X-ray protective waistcoat - 0,35mm - Males, 100 cm, 1 Light Weight Lead Vinyl - Blue - male - 2 pcs.



Res. CE certified and applicable for both dental x-ray practice (Dental)

Model	Name	Type of X-ray applicability							
		Fluoroscopy	Radiography	Urography	Angiography	Mammography	Dental Radiology	Interventional Radiology	Computer Tomography (CT)
UN-RA 102	Neck apron								
ON-RA 104	One-side apron	+	+	+	+				
UN-RA 105	Shield apron								
ON-RA 107	Shield pelierne for panoramic shots								
UN-RA 108	FP shield								
ON-RA 110	Front apron for gonad shielding								
UN-RA 116	Protective skirt	+	+	+	+				
ON-RA 117	Gonad Protection Kit with Belt	+	+	+	+				
For Patients									
ON-RA 101	Shield collar (small)	+	+	+	+				+
UN-RA 103	Dental apron standard								+
ON-RA 106	Shield pelierne								+
UN-RA 107	Shield pelierne for panoramic shots								+
ON-RA 111	Front apron for gonad shielding standard								+
UN-RA 112	Male gonad shield								+
ON-RA 113	Female ovarian shield								+
UN-RA 114	Shield plates kit (R&L)								+
ON-RA 115	Shield plates kit (R&L)								+
UN-RA 117	Gonad protection kit with belt								+
for Personnel									
UN-RA 102	One-side apron Standard								+
ON-RA 203	One-side surgical apron with shoulder straps								+
UN-RA 204	One-side surgical apron with belt								+
ON-RA 206	Protective skirt standard								+
UN-RA 207	Protective wristcoat								+
ON-RA 208	Waistcoat with increased front overhang								+
UN-RA 210	Protective shoe covers								+
ON-RA 214	One-side apron with shoulder straps								+
UN-RA 215	Protective headgear								+
ON-RA 217	Protective glove with open inner hand								+
UN-RA 218	One-side apron "Comfort"								+
ON-RA 218w	One-side apron with increased width «Comfort»								+
UN-RA 219	2 Head collar								+
ON-RA 220	Shield collar large								+
UN-RA 221	Sleeveless coat with belt								+
ON-RA 301	Protective specialties								+

## X-RAY PROTECTION FOR PERSONNEL

### SLEEVELESS COAT WITH BELT

#### MODEL ON-RA 221

Model ON-RA 221 is classical comprehensive protection provides a high degree of protection from radiation as well as comfort and good abutting on the figure.

The coat is intended to protect the body's front part from the throat up to shank, including shoulders and clavicles, and the body's back from scapula including pelvisbones, hips and from the side up to waist.

The belt, distribute the part of weight from shoulders to waist.



Lead equivalent

Front: 0,25 mm Pb and 0,35 mm Pb and 0,50 mm Pb

Back: not less than 0,25 mm Pb

Select the size and length according to the tables Standard Sizes of PPE



## ONE-SIDE APRON WITH INCREASED WIDTH «COMFORT»

### MODEL ON-RA 218W

The model is specifically designed to reduce the shoulders' burden of personal during long-time X-ray examinations. Increased width of the apron, provide additional protection of a side breast and thighs



The broad stretch insert on the back panels of the One-side apron «Comfort» provide an exceptional wearing comfort and provides abatement of spinal loading. The apron fits properly, is comfortable and easy to put on and take off.

Lead equivalent:

Front: 0,25 mm Pb, 0,35 mm Pb

Back: not less than 0,25 mm Pb

Select the size and length according to the tables Standard Sizes of PPE.



## ONE-SIDE APRON «COMFORT»

### MODEL ON-RA 218

The new model is specifically designed to significantly reduce the shoulders' burden of personal during long-time x-ray examinations



The apron is intended to protect the body's front part from the throat up to shank, including shoulders, clavicles and knees. The broad stretch insert on the back panels of the One-side apron «Comfort» provide an exceptional wearing comfort and provides abatement of spinal loading.

The apron fits properly, is comfortable and easy to put on and take off.

Lead equivalent:

Front: 0,25 mm Pb, 0,35 mm Pb and 0,50 mm Pb

Back: not less than 0,25 mm Pb

Select the size and length according to the tables Standard Sizes of PPE.



## ONE-SIDE APRON WITH SHOULDER STRAPS

### MODEL ON-RA 214

Model ON-RA 214 is the most popular model of one-side apron that:

- provides complete frontal protection the body's front part from the throat up to shank, including knees;
- easy to put on and take off;
- adjoins the body owing to the structure of a strap with elastic inserts (elastic band), creating a constant tension.



The wide straps with Velcro on the back panels ensure individual adjustment, good fit and shoulder comfort, even during long wearing periods.

Lead equivalent:

Front: 0,25 mm Pb, 0,35 mm Pb and 0,50 mm Pb

Back: not less than 0,25 mm Pb.

Select the size and length according to the tables Standard Sizes of PPE.



## ONE-SIDE APRON STANDARD

### MODEL ON-RA 202

Classical model is well-established for short-term routine radiography examinations, provides complete frontal protection.



The apron is intended to protect the body's front part from the throat up to shank, including shoulders, clavicles and knees

Wide back panels provide extra protection of upper back and axilla. Due to good weight distribution model is very convenient to use

This model also suited as protective clothing for accompanying personnel

Lead equivalent:

Front: 0,25 mm Pb, 0,35 mm Pb and 0,50 mm Pb

Back: not less than 0,25 mm Pb

Select the size and length according to the tables Standard Sizes of PPE



## ONE-SIDE SURGICAL APRON, WITH SHOULDER STRAPS

### MODEL ON-RA 203

The construction of the apron permits to take it off from beneath the surgical aseptic clothes upon finishing the work with scattered radiation.

The apron is intended to protect the body's front part from the throat up to shank, including knees.

Adjustable Velcro panels provide improved fit.



Lead equivalent:

Front: 0,25 mm Pb, 0,35 mm Pb and 0,50 mm Pb

Back: not less than 0,25 mm Pb

Select the size and length according to the tables Standard Sizes of PPE.



## ONE-SIDE SURGICAL APRON, WITH BELT

### MODEL ON-RA 204

The one-side surgical apron is intended to protect the body's front from the throat up to shank, including knees.



Due to the belt it provides optimum weight distribution from the shoulders to the waist, that is very important for long-term surgical operations.

The belt is integral part of the apron straps which are fixed on the back by the wide velcro. The belt are fixed at the front by the fastener. Moreover, the light mesh fabric straps provides weight reduction and improves good air ventilation of the back.

Lead equivalent:

Front: 0,25 mm Pb, 0,35 mm Pb and 0,50 mm Pb

Select the size and length according to the tables Standard Sizes of PPE.



## PROTECTIVE WAISTCOAT

### MODEL ON-RA 207

All around protection that is comfortable to wear through optimum weight distribution with vest and skirt. The skirt takes the weight off the shoulders. The structure of a separate use of a vest and skirt helps to improve the ventilation of the body.

Protective waistcoat and skirt are easy to put on and take off. Fasteners - «Velcro» front on the vest and skirt also provide individual adjustment.

Protective waistcoat and skirt has male and female versions.

The protective waistcoat is intended to protect the front and the back side of thorax and internal organs of personnel.



Comfortable design with stickers provides a universal size of the waistcoat. In the place of overlap the lead equivalent doubles.

Lead equivalent:

Front: 0,25 mm Pb, 0,35 mm Pb and 0,50 mm Pb

Back: 0,25 mm Pb

Select the size and length according to the tables Standard Sizes of PPE.



In contrast to the apron the skirt hides the pelvis zone from all sides, thus more efficiently protects genitals from scattered radiation.

Lead equivalent:

Front: 0,25 mm Pb, 0,35 mm Pb and 0,50 mm Pb

Back: 0,25 mm Pb

Select the size and length according to the tables Standard Sizes of PPE.



## PROTECTIVE SKIRT STANDARD

### MODEL ON-RA 206

All around protection that is comfortable to wear through optimum weight distribution with vest and skirt. The skirt takes the weight off the shoulders. The structure of a separate use of a vest and skirt helps to improve the ventilation of the body.

Protective waistcoat and skirt are easy to put on and take off. Fasteners - «Velcro» front on the vest and skirt also provide individual adjustment.

Protective waistcoat and skirt has male and female versions.

The protective skirt is intended to protect gonad and hip bones from all sides.

## WAISTCOAT WITH INCREASED FRONT OVERHANG

### MODEL ON-RA 208

The protective waistcoat with increased front overhang is intended to protect the front and the back side of the thorax. This product differs from the basic waist coat by its bigger length and wrap over, covers the upper part of the body from all the sides, enabling effective protection from the scattered radiation. The structure of a separate use of a vest and skirt helps to improve the ventilation of the body and unloads shoulders.

The waistcoat has male and female versions

Lead equivalent

Front: 0,35 mm Pb and 0,50 mm Pb

Back: 0,25 mm Pb

Select the size and length according to the tables Standard Sizes of PPE.



## BELT FOR APRONS

### MODEL ON-RA 222

The belt for aprons is put over the two-sided heavy apron to distribute the part of weight from shoulders to waist. This belt with a soft back does not have any tensile details. An additional wide insert helps to reduce the strain in zone of lumbus



## PROTECTIVE SHOE COVERS

### MODEL ON-RA 213

Protective shoe covers are designed to protect shins and feet against X-rays

The upper part of the shoe covers are put on the shins of both legs and fixed with textile hook and loop fasteners.

To protect the foot, the lower part is attached to the upper one also with a hook and loop fastener.



Lead equivalent:  
0,35 mm Pb and 0,50 mm Pb



## SHIELD COLLAR

### MODEL ON-RA219

Large thyroid shields are intended to protect the thyroid glands, providing also sternum protection. The collar with smaller width is created for surgeons, who work in the radiology sphere

Lead equivalent:

0,35 mm Pb and 0,50 mm Pb

Select the size according to the tables  
Standard Sizes of PPE.



CE<sup>III</sup>



## SHIELD COLLAR LARGE

### MODEL ON-RA220

Thyroid gland is highly sensitive to radiation and requires special protection.

Large thyroid shields are intended to protect the thyroid glands, providing also sternum protection. The unique design of the Shield collar large provides exceptionally comfortable and effective protection. The collar with smaller width is created for surgeons, who work in the radiology sphere.

The width and length of collars can be produced in view of the consumer wishes. The collar is attached on the neck by a textile fastener (Velcro).

Lead equivalent: 0,35 mm Pb, 0,50 mm Pb.

Select the size according to the tables  
Standard Sizes of PPE.



CE<sup>III</sup>



## PROTECTIVE HEADGEAR

### MODEL ON-RA 215

The protective headgear is intended to protect head. It is created mainly for the personnel as an addition to other products for protection against ionizing radiation. An original design enables to change its size from 46 to 64.

Lead equivalent:

0,35 mm Pb and 0,50 mm Pb.



## PROTECTIVE SPECTACLES

### MODEL ON-RA 301

The eye lens are extremely sensitive to x-ray. The protective spectacles are specially designed to protection eyes during x-ray application in surgery.

Available spectacles lead equivalent:

0,8 mm Pb and 0,9 mm Pb



## X-RAY PROTECTIVE GLOVE WITH OPEN INNER HAND

### MODEL ON-RA 217

X-ray protective gloves with an open inner hand especially designed for many tasks which require working in the radiation field or in the immediate vicinity of the radiation field.

For intricate tasks, the user can move and grip objects with fingers while having the back and sides of the hand still shielded from radiation.

These gloves can be used in veterinary medicine for holding animals during x-ray examination.



The secure hold and optimum fit are ensured by strap

Lead equivalent

0,25 mm Pb, 0,35 mm Pb and 0,50 mm Pb





## X-RAY PROTECTION FOR PATIENT

### DENTAL APRON STANDARD

#### MODEL ON-RP 103

The product is designed for patient protection while standing or sitting for all types of the dental x-ray examination.



The apron design provides protection of thyroid gland, thorax, upper back and gonad. Moreover, it provides maximum comfort and convenience

Lead equivalent:

0,25 mm Pb, 0,35 mm Pb and 0,50 mm Pb

Base size: length 80 cm, wide 60 cm.



## FRONT APRON FOR GONAD SHIELDING STANDARD

#### MODEL ON-RP 111

The front apron is intended to protect genitals from the side of X-ray beam during thorax and digestion internal examination, during mammography and angiography

The belt with textile fastener ensures easy and quick apron putting on and off and its safe fixation on the waist.



Lead equivalent: 0,50 mm Pb.

Select the size and length of the tables, depending on the parameters: hips and height of the patient.

Hips (cm)	Height (cm)	Width (cm)	Length (cm)
<95	145-170	40	97
95-128	>170	45	90



## SHIELD PELERINE FOR PANORAMATIC SHOTS

### MODEL ON-RP 107

The protective pelerine for panoramic shots is used for the X-ray examination of jaw dental systems on an orthopantomograph.



Construction of the pelerine provides protection of the front side of the body and also shoulders, shoulder blades and spine, providing a whole examination of dental and jaw line on the X-ray pattern.

The apron is placed on patient's shoulder and fixed with textile fastener (Velcro).

Lead equivalent: 0,35 mm Pb.

Base size: length 60 cm, wide 55 cm.



## SHIELD PELERINE

### MODEL ON-RP 106

The X-ray protective collar (pelerine) is intended to protect the thyroid gland. It also protects the upper thorax and shoulder during X-ray dental examination.



Lead equivalent: 0,35 mm Pb

Base size: length 70 cm, wide 60 cm



## GONAD PROTECTION KIT WITH BELT

### MODEL ON-RP 117

Gonad and ovary protection kit for children and adults is used for vertical and horizontal medical X-ray examinations of patients.

The model is easy and quick to put on.

Suitable size is adjusted on the Velcro belt. The belt is made of roentgenolucent material.

CE<sup>004</sup>



Set consists of the belt and a four protectors in each size:

	Adult set	Children set
1	10 x 8 cm	5 x 5 cm
2	14 x 10 cm	7 x 5 cm
3	8 x 12 cm	4 1/2 x 8 cm
4	13 x 20 cm	6.5 x 10 cm

Protectors No. 1 and 2 are designed to ovaries protection, protectors No. 3 and 4 are designed to testes protection.  
Lead equivalent: 1,0 mm Pb

## MALE GONAD SHIELD

### MODEL ON-RP 112

The gonad shield is intended to protect men's genitals during X-ray examination in the pelvis zone. It covers penis and scrotum.

The Velcro fastener gives stability when correctly adjusted.

CE<sup>004</sup>



Lead equivalent: 0,50 mm Pb, 1,00 mm Pb  
Base size: length 27 cm, wide 34 cm.

## FEMALE OVARIAN SHIELD

### MODEL ON-RP 113

The ovary protection is intended to protect women genitals during X-ray medical examination in the pelvis zone.

CE<sup>004</sup>



The radiation exposure of the female genitals is significantly lowered without hindering the diagnostic techniques.

Lead equivalent: 1,00 mm Pb

Base size: length 20 cm, wide 9 cm.

## SHIELD COLLAR SMALL

### MODEL ON-RP 101

The protective collar (small size) is intended to protect thyroid glands.

The width and length of collars can be produced in view of the consumer wishes. The collar is attached on the neck by a textile fastener (Velcro).

CE<sup>004</sup>



Lead equivalent: 0,50 mm Pb

The base sizes of the product is in the table

Width (cm)	Length (cm)
5	60
8	60

## SHIELD PLATES KIT No1

### MODEL ON-RP 114

Shield plates kit-1 is intended to protect some organs zone (mainly genitals) of the patient. The set consists of 6 plates of different sizes and forms.

CE<sup>004</sup>



Lead equivalent: 0,30 mm Pb

The set includes:

- rectangular plate 10 x 10 cm - 3 pcs.
- rectangular plate with rounded edges 10 x 10 cm - 1 pc.
- square plate 10 x 10 cm - 1 pc.
- circular plate diameter 20 cm - 1 pc.

## SHIELD PLATES KIT No2

### MODEL ON-RP 115

Shield plates kit-2 is intended to form the X-ray irradiation field for patient.

The set consist of 4 plates of equal size of 20 x 50 cm.

The set is put on the patient, confining the field of interest. At the same time not only the protection of patient from the unused radiation is provided but also

CE<sup>004</sup>



the quality of X-ray picture is influenced due to the scattered radiation from both.

The plates are attached using textile fasteners (velcro).

Sheets also can be used for a radiation beam limiting while shooting an object in different projection, one from the other, depending on the pressure on the tube. A proper quantity of sheets are laid on top of one another on the X-ray cassette.

Lead equivalent: 0,30 mm Pb



## X-RAY PROTECTION FOR CHILDREN

### SHIELD PELERINE FOR PANORAMIC SHOTS FOR CHILDREN

#### MODEL ON-RP 107 FOR CHILDREN

The protective pelerine for panoramic shots is used for the X-ray examination of jaw dental systems.



The construction of the pelerine provides protection of the front side of the body and also shoulders, shoulder blades and spine, providing a whole examination of dental and jaw line on the X-ray pattern.

The shield pelerine is placed on patient's shoulder and fixed with textile fastener (Velcro).

This model is designed for children 5- 11 years.

Lead equivalent: 0.45 mm Pb

Base size: length 35 cm, wide 32 cm



### PROTECTIVE SKIRT FOR CHILDREN

#### MODEL ON-RP 116

The child protective skirt is intended to protect gonads and hip bones from all sides. Comfortable design with stickers provides a universal size of skirt. In the place of overlap the lead equivalent doubles.



Advantages: the belt with velcro fastener ensures easy and quick putting on and off and its safe fixation on the waist.

Lead equivalent: 0,35 mm Pb and 0,50 mm Pb. Select the size and length according to tables, depending on the age

Age	Width (cm)	Length (cm)
5-7	40	35
7-11	45	40



### SHIELD PELERINE FOR CHILDREN

#### MODEL ON-RP 105

The children pelerine is intended to protect the thyroid gland and the thorax internal organs during making an X-ray examination of teeth and jaw-bone.



Lead equivalent: 0,35 mm Pb

Base size: length 55 cm, wide 50 cm



### FRONT APRON FOR GONAD SHIELDING FOR CHILDREN

#### MODEL ON-RP 110

The front apron is intended to protect genitals from the side of X-ray beam during thorax and digestion internal examination.

Advantages: the belt with textile fastener ensures easy and quick putting on and off and its safe fixation on the waist.



Lead equivalent: 0,35 mm Pb 0,50 mm Pb

Select the size and length according to tables, depending on the age

Age	Width (cm)	Length (cm)
5-7	30	30
7-11	30	50



## DENTAL APRON FOR CHILDREN

### MODEL ON-RP 102

The dental apron is intended to protect teeth and jaw-bone during making an X-ray.



The apron design provides with protection of thyroid gland, thorax, upper back and gonad.

The apron is placed on patient's shoulder and fixed with textile fastener (Velcro).

Lead equivalent: 0,25 mm Pb, 0,35 mm Pb and 0,50 mm Pb

Select the size and length according to tables, depending on the age.

Age	Width (cm)	Length (cm)
3-7	40	55
7-11	45	65



## ONE-SIDE APRON FOR CHILDREN

### MODEL ON-RP 104

The apron is intended to protect the body's front part from throat up to shank below knees.



It is used during head, jaw, dental system and limb examination. The apron is placed on patient's shoulder and fixed with textile fastener (Velcro).

Lead equivalent: 0,25 mm Pb, 0,35 mm Pb and 0,50 mm Pb

Select the size and length according to tables, depending on the age.

Age	Width (cm)	Length (cm)
3-7	42	70
7-11	46	75



## HIP SHIELD FOR CHILDREN

### MODEL ON-RP 108

Hip Shield is designed for gonad protection during X-ray examination of the hips for dysplasia diagnosis of 3-10 months age infants

On the axis of the product there are arrows to adjust the plate to the right position.

Lead equivalent: 0,50 mm Pb

Size: length 20 cm, wide 20 cm.



Application of the hip shield for x-ray diagnostics of hips dysplasia



## FIXATION OF INFANTS DURING X-RAY EXAMINATION

### MODEL ON-FX18522

Multifunctional fixation for infants during X-ray examination is meant to be used to fix infants of the age from 0 to 18 months. The fixation can also be used for other medical investigations.

The device allows examinations in several projections with the possibility of changing 3 positions of the cradle.


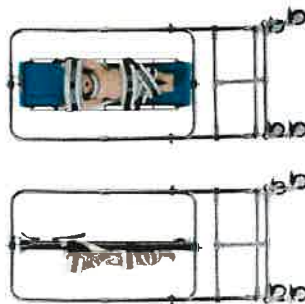
The cradle has an overall dimension of 860x220x45 mm and allows to fix the infant securely, preventing the possibility of the dynamic image blur because of the child's movement. The cradle is made of roentgenolucent material – carbon fiber. Due to the radiolucency of the material, there is no need to increase radiation dose to get a high-quality shot.

The device enables examinations together with any X-ray machine.

Dimensions: 600x685x1500 mm (WxDxH)

Weight: 13 kg

Cradle dimensions: 220x45x860 mm (WxDxH)



## COLLECTIVE X-RAY PROTECTION FOR MEDICAL RADIOLOGY DEPARTMENTS LATERAL AND UNDER SCREEN X-RAY SHIELD PROTECTIVE SCREENS, CURTAINS, DIVISIONS AND SHUTTERS

The under screen apron is intended to protect the personnel from the scattered X-ray radiation during radiological examination



The apron is set on the detachable screen device of the turning table holder of the radiodiagnosis system.

Lead equivalent Pb=1,0 mm.

### PROTECTIVE GLASS

The protective glass – is a plain glass plate for X-ray radiation protection. It is used in collective protection means (observation window, transfer window). Maximum size is 1400 x 2800 mm.

Lead equivalent is Pb=1,6 - 6,4 mm.



The protective screens and curtains are intended to protect personnel in the different purpose X-ray rooms

There are produced of different overall dimensions by the request of customer.

Interventive radiology screens can be attached directly to the X-ray unit in the form of umbrella, as well as to surgical tables to protect the bottom of the table

The recommended lead equivalent for this product is Pb=0,25 mm.

Lead equivalent Pb=0,25, 0,35, 0,5, 1,0 mm.





Head office:  
**ONIKO PE**  
55/57, Voloska str., 04070,  
Kyiv, Ukraine  
[www.oniko.ua](http://www.oniko.ua), [oniko@oniko.ua](mailto:oniko@oniko.ua)  
T: +380 44 502 2445

EU office:  
**ONIKO-Europe s.r.o.**  
Pod Višňovkou 1662/21,  
140 00 Praha 4, Czech Republic  
[www.oniko.cz](http://www.oniko.cz), [info@oniko.cz](mailto:info@oniko.cz)  
T: +420 608 893 918

Local distributor: