

Title: REVO FC 190Xxxx, 193Xxxx (MKII - devices after 1905000, 1930000) Spare Parts List

Date: 16-02-2026

Rev: 1.5



Responsible engineer






Tomasz Pardel






16-02-2026





Acceptance




Marek Mišta




16-02-2026

No.	Part Name	Image	Part number	Price EUR
1.	SLED diode		FC 80 01FC190X FC 130 01FC1935	6700 7900
2.	CPU board		02FC190X	1190
3.	Internal USB hub		03FC190X	690
4.	IR illumination board (sold with objective module only)		04FC190X	235
5.	Optical position sensor		05FC190X	180






6.	Internal fixation module(board+Oled screen+metal holder)		06FC190X	250
7.	Live preview camera board		07FC190X	480
8.	Scanners Set (galvo-motors, control boards, cables)		08FC190X	5990
9.	Scanner cable		09FC190X	230
10.	Flash coil		10FC190X	620


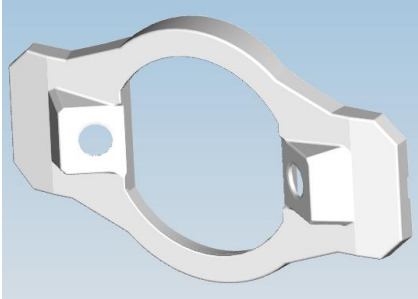


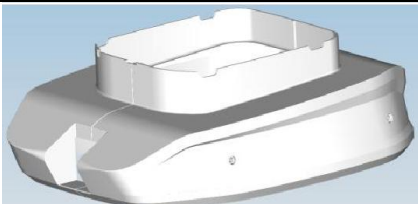
11.	Distribution board		11FC190X	550
12.	Power supply module		12FC190X	560
13.	FC module light source-back		13FC190X	280
14.	FC module light source-side		14FC190X	280

15.	Spectrometer box (old box has to be shipped back to optopol)		15FC190X	8250
16.	FC Camera module		16FC190XBO DEPENDS ON SERIAL NUMBER 16FC190XAL 16FC190XV	5900
17.	Scanners fan large		17FC190X	193






18.	Scanners fans small		18FC190X	130
19.	Shurter filter		19FC190X	140
20.	Power switch		20FC190X	140
21.	Movement motor (axis X, Z)		21FC190X	185
22.	Movement motor Y axis		22FC190X	175

23.	C gate motor		23FC190X	165
24.	NDF motor		24FC190X	165
25.	OCT focus motor the same part for Internal Fixation focus motor		25FC190X	165
26.	Internal ACA lens motor		25FC190X	165

27.	Chinrest motor with filter board		27FC190X	165
28.	Headrest module + chinrest shaft (no chin support)		28FC190XP	900
29.	Beamsplitter FC		FC 80 29FC190X FC 130 29FC1935	1440
30.	Chinrest shaft with motor		30FC190X	460
31.	Reference line gradient filter		31FC190X	780


32.	Attenuator		32FC190X	470
33.	Objective cover with filters		33FC190X	200
34.	Head housing		34FC190X	195
35.	Neck housing		35FC190X	155
36.	Bottom housing		36FC190X	185

37.	Transportation box with foams		37FC190X	350
38.	Power Supply cable		38FC190X	37
39.	USB 3.0 cable		39FC190X	80
40.	CPU-USB hub internal cable		39FC190X	37
41.	Preview camera miniUSB cable		41FC190X	46

42.	OCT camera cable		42FC190X	140
43.	Fundus camera cable		43FC190X	140
44.	Silicon clutch- movement motors X,Z axis		44FC190X	120
45.	Y axis feeding nut		45FC190X	140
46.	Timing belt Y axis		46FC190X	150

47.	X or Z axis feeding nut		47FC190X	160
48.	Head rest rubber-only old type of headrest		48FC190X	125
49.	Objective cover		49FC190X	38
50.	Dust cover		50FC190X	70
51.	Optics cleaning set		51FC190X	250

52.	Objective lens module(includes IF lights and filters)		52FC190X	2990
53.	Internal power cable CPU-converter board		53FC190X	165
54.	C-gate encoder		54FC190X	320
55.	Objective lens replacement-applicable after return to Optopol		55FC190X	2200
56.	Hole mirror		56FC190X	490

57.	Black spot		57FC190XBS	195
58.	Fixation mirror coil module		58FC190X	1100
59.	OCT mirror coil module		59FC190X	1920
60.	ACA arm compensation spring		60FC190X	28
61.	OCT tubus		61FC190X	690
62.	Plastic screw cup		62FC190X	22

63.	External fixation		63FC190X	185
-----	-------------------	--	----------	------------