

## MINIMIZE TRAUMA

Minimize trauma to soft tissue by safely selecting and fracturing intimal and medial calcium

## OPTIMIZE OUTCOMES

Optimize outcomes while reducing complications and cost escalation

## SIMPLIFY PROCEDURES

Simple and intuitive system that makes complex calcified procedures more predictable


Learn more at [ShockwaveIVL.com](http://ShockwaveIVL.com)

SHOCKWAVE | C<sup>2</sup>

SHOCKWAVE | M<sup>S</sup>

# SHOCKWAVE | IVL

MINIMIZE TRAUMA | OPTIMIZE OUTCOMES | SIMPLIFY PROCEDURES



Your Sound Calcium Strategy.

# Intravascular Lithotripsy System for Cardiovascular Calcium

## Unique Mechanism of Action to Disrupt Calcium

### IVL Generator

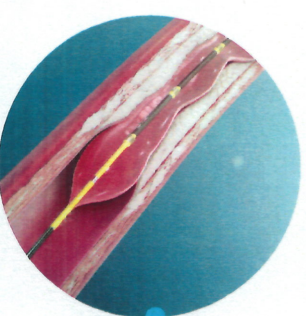
- Portable and rechargeable
- No external connections
- Quick & easy setup with no settings

### IVL Connector Cable

- Simple magnetic connections
- Push-button activated

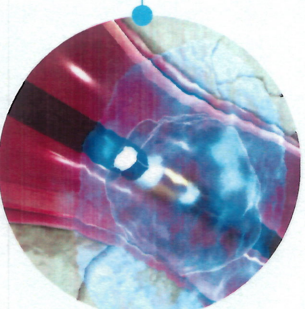
### IVL Catheter

- Standard interventional technique
- RX and OTW systems
- 0.014" guidewire of your choice



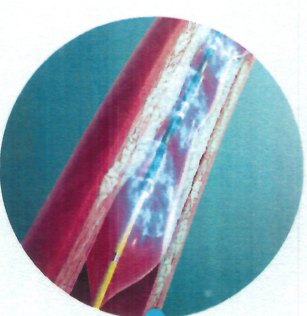
**1**

The IVL catheter is delivered across a calcified lesion over an 0.014" wire and the integrated balloon is expanded to 4atm to facilitate efficient energy transfer



**2**

An electrical discharge from the emitters vaporizes the fluid within the balloon, creating a rapidly expanding & collapsing bubble that generates sonic pressure waves



**3**

The waves create a localized field effect that travels through soft vascular tissue, selectively cracking intimal and medial calcium within the vessel wall

**4**

After calcium modification, the integrated balloon may subsequently be used to dilate the lesion at low pressure in order to maximize luminal gain



**SHOCKWAVE**  
MEDICAL INC

Minimize Trauma.  
Optimize Outcomes.  
Simplify Procedures.