

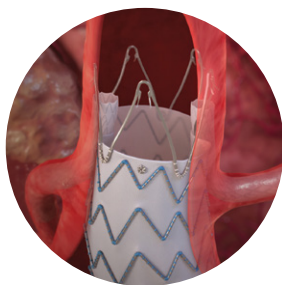
**PAGINA 0**

**CREATA PENTRU A  
PUTEA SEMNA  
ELECTRONIC  
DOCUMENTUL**

**Medtronic**

**EnChEVAR**

Elevating ChEVAR  
therapy



**EnChEVAR with  
Endurant™ II/IIIs stent  
graft system + Radiant™  
balloon-expandable  
covered stent**

**Indicated. Tested. Proven.<sup>1,2</sup>**

# Preparing for the case

## Recommended ancillary equipment†:

### Soft wire for easy access to renal arteries

- .035" soft Terumo GLIDEWIRE™ hydrophilic-coated guidewire

### Renal wire balanced between stiffness and flexibility; atraumatic short tip

- Cook Rosen™ wire guide

### 7 F sheath, 90 cm length with atraumatic tip for renal entry

- Medtronic TourGuide™ steerable sheath 7 F, 90 cm
- Cook Flexor™ Shuttle™ guiding sheath, Terumo Destination™ guiding sheath

Shorter 16 F sheath or larger may be used for access during a two-chimney case

### Catheter – 5 F, minimum length of 110 cm to 125 cm

Must be able to pass through and extend beyond 90 cm sheath; variety of angles to support renal cannulation; vertebral multipurpose

### Balloons

- Medtronic Reliant™ stent graft balloon catheter to achieve good conformability of the Medtronic Endurant II/IIIs stent graft system with the aortic wall and the renal stents
- Medtronic Admiral Xtreme™ PTA balloon catheter OTW .035" assist in access to renal (4 mm x 40 mm)

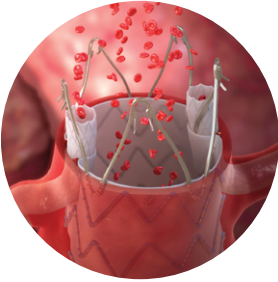
### Inflation devices

- 20 cc syringe
- 20 cc inflation device equipped with manometer



† Courtesy of K. Donas.

# Indicated.



**EnChEVAR: Endurant II/II<sub>s</sub> system + Radiant stent offers the only on-label and CE-marked solution for ChEVAR.**

**Indicated for patients with  $\geq 2$  mm neck length and  $\leq 60^\circ$  infrarenal angle**

**You give everything.  
So do we.**

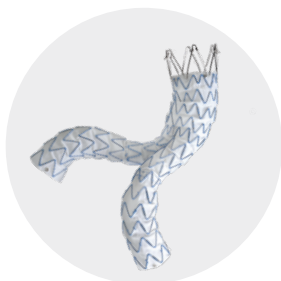
Medtronic is the only company investing the time and resources to optimise ChEVAR outcomes for juxtarenal AAA patients.

# Tested.



## EnChEVAR with Endurant II/II<sub>s</sub> system + Radiant stent

- Combination is specifically tested for ChEVAR<sup>1</sup>
- Provides the smallest mean gutter area compared to other stent graft combinations<sup>3</sup>
- Demonstrates durable clinical outcomes (mean f/u 24.6 months  $\pm$  17.4 months)<sup>2</sup>
  - 1.6% late new onset of type Ia endoleak
  - 95.7% chimney graft patency



## Endurant II/II<sub>s</sub> system

- Endurant II/II<sub>s</sub> system delivers high conformability at the aortic neck, while M-stent design promotes gutter thrombosis<sup>4</sup>
- Endurant II/II<sub>s</sub> graft's nitinol/polyester design delivers optimal stent graft material for ChEVAR, leading to better outcomes<sup>5</sup>
  - Better survival rate
  - Lower risk of balloon-expandable covered stent occlusion

# Proven.



## **Tested.<sup>1</sup> Validated. Proven. Safe and effective in ChEVAR.<sup>3,6</sup>**

- Radiant covered stent shows significantly better performance in ChEVAR compared to other stent grafts<sup>6</sup>
  - 94.6 patency at mid-term compared to 84.1% patency with other covered stents<sup>†</sup>

### **Predictable, accurate delivery and deployment<sup>1</sup>**

- Radiopaque markers ensure accurate placement of stent graft during deployment
- Radiant stent's open-cell stent design provides flexibility in delivery and placement
- Designed to flex and track through tortuous arteries

### **Designed for radial strength and versatility<sup>1</sup>**

- Radial strength of stent design maintains vessel patency in ChEVAR
- Designed to bend to accommodate and fit the renal anatomy during use with Endurant II/IIIs in ChEVAR

<sup>™</sup>Third-party brands are trademarks of their respective owners.

<sup>†</sup> Other covered stents include: Gore Viabahn<sup>®</sup>, Bentley BeGraft<sup>™</sup>, BD Lifestream<sup>™</sup>.

<sup>1</sup> Test data on file at Medtronic. Bench test results may not be indicative of clinical performance. Based on internal test reports: 10252479DOC: Endurant Parallel Graft Indication Expansion (PRJ000158) Validation Test Report, July 2016; 10466546DOC: Design Verification Report, Local Compression, (EPGIE) Endurant II/IIIs Parallel Graft Indication Expansion (PRJ000158), June 2016; D00405318: Finite Element Analysis of the Stents in the Endurant II/IIIs Stent Graft and Radiant BECS in Radial Dilatation Configuration, July 2021; 10482914DOC: EPGIE, Parallel Graft Ostial Bending Fatigue Test Report for Endurant II/IIIs and Balloon Expandable Covered Stent, July 2016; 10407467DOC: EPGIE, Parallel Graft Radial Dilatation Fatigue Test Report for Endurant II/IIIs and Balloon Expandable Covered Stent, July 2016.

<sup>2</sup> Donas KP, et al. *J Vasc Surg.* 2016;63:1-7.

<sup>3</sup> Taneva GT, et al. *J Endovasc Ther.* 2019;26:865-870.

<sup>4</sup> Fazzini S, et al. *Eur J Vasc Endovasc Surg.* 2021;61:591-602.

<sup>5</sup> Scali ST, et al. *J Vasc Surg.* 2018;68:24-35.

<sup>6</sup> Pitoulis GA, et al. *J Vasc Surg.* 2021;73:433-442.

## EnChEVAR sizing<sup>†</sup>

### Endurant II/IIIs stent graft sizing guidelines:

| Vessel proximal inner diameter (mm) | Device proximal diameter (mm) |
|-------------------------------------|-------------------------------|
| 19-20                               | 25                            |
| 21-23                               | 28                            |
| 24-26                               | 32                            |
| 27-30                               | 36                            |

### Radiant balloon-expandable covered stent sizing guidelines:

| Vessel proximal inner diameter (mm) | Device proximal diameter (mm) |
|-------------------------------------|-------------------------------|
| 5.4-6.2                             | 6                             |
| 6.3-7.2                             | 7                             |

CE 2797

<sup>†</sup> Refer to Endurant II/IIIs and Radiant IFUs for complete sizing guidelines.

# Medtronic

ChEVAR indication not approved globally. See the device manual for detailed information regarding the instructions for use, the implant procedure, indications, contraindications, warnings, precautions, and potential adverse events. For further information, contact your local Medtronic representative and/or consult the Medtronic website at [medtronic.eu](http://medtronic.eu).

[medtronic.eu/aortic](http://medtronic.eu/aortic)

UC202216275 EE ©2022 Medtronic. All rights reserved.