






PACS Standard Features




Clarity Archive Administration
A web based administration tool for a PACS administrator to manage patient data, user accounts and audit repository.




Clarity DICOM Importer
An application used for importing images in DICOM, JPEG, PNG and TIFF file format as well as documents in PDF format.




Clarity Input License
Defines the number of modalities that can send images to the Clarity PACS Server. Clarity can accept images from CR, DR, US, MR, CT, US and more.



Clarity DICOM Print
An application for printing patient's images on a DICOM-compliant Film Printer or a paper printer. The application has a range of print configuration and layout settings for optimal use.




Clarity Management Tool
An application used to setup study forward routing rule and backup schedules to another PACS.




Clarity Patient CD Burning
A feature to create a patient CD with an embedded Clarity Lite Viewer for easy distribution of patient images and report to patients or referring physicians.

PACS Upgrade Features



Physicians Portal
Allows PACS administrators to grant access to the PACS archive while limiting displayed information to only the facility, referring physician name, or both.




Advanced Toolset
Adds a collection of annotation tools to aid Orthopedic and Chiropractors in analyzing an x-ray image.



DICOM Report Writer
Allows the user to create a report in DICOM structure report format.


- Text Expansion
- Image Inclusion
- Report Templates
- VRS compatible.



iClarity Software
When the iClarity software is configured on the same server as a Clarity PACS, the iClarity viewer has access to the entire Clarity archive from an iPhone, iPad or iPod Touch.



Advanced Hanging Protocol
Provides the user with customization capability on how a particular study should consistently be displayed when it is opened for viewing. It prevents the user from having to manually rearrange the images for viewing during each session.



HL7 & Message Broker
Allows the DICOM 3.0 acquisition software to query Clarity PACS to pull the worklist. Validation process with Clarity PACS and may require software customization.

- VRS compatible.



CLARITY PACS™

P A C S M A D E C L E A R

Clarity PACS Features:

- Web-enabled viewer
- Multi-modality support
- Easy to filter and search and sort modality worklist
- Automatic multi monitor configuration
- User customized filters
- Ability to edit patient study information
- Rapid Image Manipulation & Display
- Full set of Measurements & Annotation tools
- Dynamic Scout Lines for CT & MR
- Cross reference lines
- Structured Report Writer
- DICOM Print and CD/DVD burn functionality
- Grey scale presentation states (GSPS)

Clear Archiving and Communications System

Clarity PACS is a family of robust and clinically proven workstations designed to optimize workflow in all healthcare environments. Clarity PACS includes a powerful viewer allowing the physician to easily search or sort, preview patient studies or customize these filters to the user's preference. The viewer encompasses many tools such as Smart window/level, full set of measurement and annotation tools like Cobb angle, Hounsfield unit, library of center line and cine tools. DICOM print, Report writer and burning a patient CD are few of many functionalities the Clarity Viewer offers. Feature rich Clarity Viewer was designed with the end-user in mind, offering a simple to use interface to streamline workflow. With its sleek design and user-friendly interface, Clarity Viewer is so simple to use, train and upgrade.



Clarity PACS Grows with You

Clarity PACS is a scalable and affordable PACS designed to optimize imaging workflow and simplify image management processes, and it is fully web-enabled. It is designed to support

all major modalities and includes a powerful web-viewer. What sets apart Clarity Viewer is the user friendly and sleek graphical user interface, unique tools such as report writing, very powerful CD burn and DICOM Print options, advanced image manipulation tools, support for cross sectional imaging and HL7 Integration with third party information management systems like RIS and EMR. Clarity PACS is fully HIPAA compliant and provides complete audit logs.

Mobile Viewing

iClarity Mobile Viewer is an advanced application that allows you to securely utilize your PACS software through your smart phone or tablet device. iClarity

heralds the new age of portable image viewing with its revolutionary technology. With iClarity you can locate the studies you need with its powerful search facility, which can sort by name, identification number, modality, and date. Utilize optimized radiographic tools such as zoom, pan, window/level, cine, and measurements to manipulate images for more-accurate diagnosis. In this fast-paced, interconnected world, you need the tools to manage your practice wherever you are.

Viewer: Web-enabled Clarity PACS Workstation

Clarity PACS can integrate seamlessly with all other vendors' medical imaging devices. It is DICOM 3.0 and HL7 compliant with a fully-featured DICOM Archive. Web-based Clarity PACS can support sites as small as a single physician's office, or as large as imaging centers and hospitals. You can now view a study from anywhere in the world with the Clarity PACS web-based image viewer.



Local Network

- 1 Local Facility Network
- 2 Modality Workstation
- 3 PACS Workstation
- 4 Storage Server

Remote Network

- 5 Remote Facility Network
- 6 Portable PACS Workstation
- 7 Mobile and Tablet Viewer
- 8 Modality Workstation

Walter Hynan Burnham Jr., M.D.

Specializing in Spinal Surgery, Cervical and Lumbar Spinal Surgery, Pediatric and Adult Deformity. Huntington Orthopedic Center; Pasadena, California

"At Huntington Orthopedic, we recently went digital to improve our patient care and house the latest technologies in digital imaging. We have decided on an iCRco Solution including Computed Radiography and a PACS system because of its superior quality and workflow when compared to other systems we have seen and tested. At Huntington Orthopedic our patients come first and we consider ourselves a pioneer in using the newest advancements in Orthopedics when treating them. With the iCRco Digital solution we can now diagnose and start treating our patients immediately. We are excited to offer superior service to all of our existing and future patients."

