

Anexa nr.15 Negatoscop, BFAL 43.90 OR/VE/OV / Cod: 27366, BIEFFE ITALIA S.R.L./Gima, Italia

<i>Specificarea tehnică deplină solicitată, Standarde de referință</i>	<i>Specificarea tehnică deplină oferita, Standarde de referință</i>
Negatoscop doua cadruri Cod 210700 Descriere Dispozitiv destinat pentru vizualizarea filmelor radiografice sau tomografice Parametru Specificație Nr. de cadre ≥ 2 Nr. de lampe ≥ 2 Fixarea filmelor obligatoriu Fixare masă/perete Ecran anti-glare obligatoriu Alimentare 220V, 50Hz	Negatoscop doua cadruri Cod 210700 Descriere Dispozitiv destinat pentru vizualizarea filmelor radiografice sau tomografice Parametru Specificație Nr. de cadre -2, Data sheet Nr. de lampe -2, manual, pag 3; poza Fixarea filmelor -da, manua pag 3 poza Fixare masă/perete - Data sheet Ecran anti -glare, da data sheet Alimentare 220-230V, 50Hz, data sheet



GIMA

LIGHT BOX 38x 92 cm - double

Code: 27366
Category: Light boxes
Unit of sale: 1 pc.
Minimum order: 1
Type: Medical device
Class: I
NSIS: 102557
CND: Z110702
EAN13: 8023279273663



Description: GIMA light boxes are designed according to clinical standards for an extra white light for an accurate and precise reading of any detail.

Made in Italy.





- External dimensions
 - Length: 97 cm
 - Height: 43 cm
 - Depth: 12 cm
- Weight: 11 kg
- 2 panels

Incorporates a 3 mm acrylic screen compliant with safety norms (fuses, Schuko plug, green light On/Off, ...).

Can be used on the table placed horizontally, vertically, depending on model or wall mounted.

Body made of oven-fired epoxy powder coated aluminium and injected ABS (colour RAL 7035).

Technical Specifications: Colour temperature: Cool white 6,500 °K
Power supply: 230 V - 50 Hz (60 Hz available with surcharge)
Protection fuse: 2x1A
Bipolar light switch
Schuko plug with 2 m cable
All components UL, DVE, IMQ approved

Modelli	Cod.	N° interruttori	Visuale area (cm)	Dimensioni esterne (cm)			Peso netto Kg	Temperatura di colore	Luminosità flux (lm)	Indice Cromatico	Potenza Totale (Watt)
				Largh.	Altezza	Profond.					
 1 Pannello	BF AL 43.43 OR	1	38x38	43	43	12	6	6500	2x700	63	2x15
 1 Pannello	BF AL 43.43D	1	38x38	43	43	12	6	6500	2x700	63	2x15
 1,5 Pannelli	BF AL 43.70 OR	1	38x62	67	43	12	8	6500	2x1100	63	2x18
 2 Pannelli	BF AL 43.90 OR	1	38x92	97	43	12	11	6500	2x1700	63	2x30

Standard viewers and Optotypes



Instruction and maintenance manual

GIMA spa

Via Marconi 1 – 20060 Gessate (MI) – Italia

E-mail: gima@gimaitaly.com – www.gimaitaly.com

Tel.: 02 95 38 541 – Fax: 02 95 38 11 67

INTRODUCTION

Dear Customer,

your choice of our appliance means, for our Company, your particular recognition of the care of our designers, in the achievement of an ergonomic, reliable and pleasant design product.

We would thank you in advance for your choice and we are at your complete disposal for everything you need.



You are kindly requested to pay particular attention to this manual, before using the item, as it contains important recommendations on the correct installation use and maintenance of the product.

Have a good work!

PRODUCT DESTINATION

Our appliance has been suitably designed to obtain the best backlight of the X-ray films to read and value them at one's best.

This machine must only be used for the purpose for which it was designed.

All other uses must be considered dangerous.

In this case the manufacturer can't be considered responsible for any damage caused by an incorrect use.

INFORMATION AND TECHNICAL DATA

Our appliance doesn't need any kind of maintenance.

In particular, the chassis is made of oven epoxy powder coated aluminium section, that doesn't let the structure become wasted.

Besides, the neon tubes are placed in order to avoid totally any shadow's zone.

Specifications could be changed anytime.

Technical data:

CODE	Viewers	Electrical supply	Power	External dimensions mm
BFAL 43.43 OR	1 panel	230V 50-60Hz	30W	430x430x12
BFAL 43.70 OR/VE/OV	1,5 panels	230V 50-60Hz	36W	670x430x12
BFAL 43.90 OR/VE/OV	2 panels	230V 50-60Hz	60W	970x430x12
BFAL 43.120 OR/VE/OV	3 panels	230V 50-60Hz	72W	1270x 430x12
BFAL 43.150 OR/VE/OV	4 panels	230V 50-60Hz	116W	1580x430x12
BFAL 86.120 OR	2 x 3 panels	230V 50-60Hz	2x72W	2 x (1270x430x12)
BFAL 86.150 OR	2 x 4 panels	230V 50-60Hz	2x116W	2 x (1580x430x12)
CODE	Luminous optotypes	Electrical supply	Power	External dimensions mm
BFAL 27.67AL	Mixed decimal 3 mt	230V 50-60Hz	18W	295 x 675 x 12
BFAL 27.67BL	Monoyer 3 mt	230V 50-60Hz	18W	295 x 675 x 12
BFAL 27.67CL	Children 3 mt	230V 50-60Hz	18W	295 x 675 x 12
BFAL 27.67DL	Mixed decimal 5 mt	230V 50-60Hz	18W	295 x 675 x 12
BFAL 27.67EL	Armagnac 5 mt	230V 50-60Hz	18W	295 x 675 x 12
BFAL 27.67FL	Children 5 mt	230V 50-60Hz	18W	295 x 675 x 12



PACKAGING HANDLING

After taking away the packaging, do not leave the different elements (carton boxes, plastic bags, polystyrene, etc.) in the environment and do not leave them in children hands.

Anyway do not throw away the packaging before verifying the correct operation of the device, as in case of giving it back to the supplier, the device has to be put in its own original packaging.

All the different elements of the packaging, have to be handled following the local Directives regarding the disposal of the waste.

GENERAL WARNING

After removing the packaging, check that the product has not been damaged in transit.

In case of doubt, do not attempt to repair or use the machine. Seek advice from a suitably qualified person. Packaging materials (plastic bags, polystyrene rubber, etc.) must be kept away from children, as they could cause harm.

This machine must only be used for the purpose for which it was designed.

All other uses must be considered dangerous.

The safe use of any electrical appliance involves the observance of certain basic rules, in particular:

- do not touch the appliance with damp hands;
- do not use the appliance while bare-foot;
- do not pull the plug from power socket by the power cord of the appliance itself;
- do not expose the appliance to adverse elements (sun, rain, etc.);
- do not let the children use the advice.

The manufacturer can't be considered responsible for damages caused by an incorrect use of the product.

SPECIAL WARNINGS

The electrical safety of this appliance is only guaranteed when it is correctly installed and connected to the earthed system, according to the latest issue of the Regulations Conformity with these requirements must be ensured and, in case of doubt, seek advice from a suitable qualified person.

Our Company can't be held responsible for any damage caused because the appliance has not been installed and earthed correctly.

Besides it is important to respect the following recommendations:

- check that the current carrying capacity of the wirings and socket are suitable for the maximum power of the device as shown on the label. In case of doubt, seek advice from a suitable qualified person
- to avoid dangerous overheating, it is advisable to fully unroll the power cord
- do not leave the appliance plugged in when unnecessarily.

If power cord becomes damaged, replace it promptly with the power cord: EN 60 320-C15 - **outlet** CEI 23-16/VII (SCHUKO CEE 7-S.S. VII).

The manufacturer can't be considered responsible for any damage caused by an incorrect installation and earthing of the appliance.

OPERATING

The viewer/optotype has been adjusted and tested in the Factory, and it doesn't need any other adjustment or technical control before operating phase.

To install the appliance take care to the following directions:

1. the viewer/optotype has to be mounted on a steady and straight wall, through suitable bearings placed distant between themselves as the distance of the holes on the back of the advice;
2. do not install the viewer/optotype near the water as it could cause short circuit;
3. do not install the device near heat sources;
4. connect the viewer/optotype to the plug through the supplied power cord, paying attention that it is not damaged;
5. turn on the main switch from O to I;
6. once turned on the switch, place the X-ray under the frame of the viewer.

MAINTENANCE / CLEANING

The viewer/optotype needs no maintenance except for routine cleaning which is easily done because every part is easy to reach.

Before any phase of maintenance, do not leave the appliance plugged.

Do not use any solvent to clean the appliance.

GUARANTEE

We always guarantee our devices for 24 months, from the date of the purchase.

Parts acquired from other manufacturers have the same guarantee that is given us by the manufacturer.

Parts subject to normal wear as plastic parts, glass, neon, starter, etc., are excluded from the gurantee.

Shipping costs are paid by the Customer.

The repairing actions do not modify the expiry date of guarantee.

The Customer must send the device to manufacturer, with a photocopy of the purchase invoice, where is signed the date of the purchase and the appliance number.

Further claims from the purchaser for reimbursement of damages not attributable to the manufacturer, are obviously not taken in consideration.



DECLARATION OF CONFORMITY



EC 2007/47, EC 2006/95, EC 2004/108 Directives

BIEFFE ITALIA s.r.l.

declare under our responsibility that the product

standard VIEWER

code BFAL 43.43 OR; BFAL 43.70 OR/VE/OV; BFAL 43.90 OR/VE/OV;
BFAL 43.120 OR/VE/OV; BFAL 43.150 OR/VE/OV;
BFAL 86.120 OR; BFAL 86.150 OR

luminous OPTOTYPE

code BFAL 27.67AL; BFAL 27.67BL; BFAL 27.67CL;
BFAL 27.67DL; BFAL 27.67EL; BFAL 27.67FL

non luminous OPTOTYPE

code BFAL 27.67A; BFAL 27.67B; BFAL 27.67C;
BFAL 27.67D; BFAL 27.67E; BFAL 27.67F

**is in conformity with the following standards or
other normative document**

EC Directive 2007/47 medical device of Class I

EC Directive Low Voltage 2006/95

EC Directive Electromagnetic Compatibility 2004/108

Striano (NA), January 2015

BIEFFE ITALIA s.r.l.

Dr. Flavio Ferrazzano