



Sabouraud Dextrose Broth

Liquid medium for the cultivation of yeasts and moulds from different materials, according to USP/EP/JP.

DESCRIPTION

Sabouraud Dextrose Broth (SDB) is a liquid medium recommended for use in qualitative procedures for isolation of yeasts and moulds and for the culture or subculture of fungi from clinical and nonclinical specimens.

This medium conforms to the requirements of the harmonized method in the United States Pharmacopoeia (USP), European Pharmacopoeia (EP) and Japanese Pharmacopoeia (JP) for the microbiological examination of non sterile products.

TYPICAL FORMULA

	(g/l)
Pancreatic Digest of Casein	5.0
Peptic Digest of Animal Tissue	5.0
Dextrose	20.0
Final pH 5.6 ± 0.2 at 25°C	

METHOD PRINCIPLE

Pancreatic digest of casein and peptic digest of animal tissue provide amino acids, nitrogen, carbon, vitamins and minerals for organisms growth. Dextrose is an energy source. The high concentration of dextrose and the acidic pH of the medium permit selectivity of fungi.

The medium can be supplemented with chloramphenicol to increase bacterial inhibition and recovery of dermatophytes.

PREPARATION

Dehydrated medium Suspend 30 g of the powder in 1 liter of distilled or deionized water. Mix well. Heat to boil shaking frequently until completely dissolved. Dispense into appropriate containers. Sterilize in autoclave at 121°C for 15 minutes.

TEST PROCEDURE

For use in medical microbiology

Inoculate the specimen directly into the broth. Incubate aerobically at 25°C for 2-7 days (incubation conditions may vary according to the type of specimen and the microorganisms being tested for).

For use in industrial microbiology

To prepare the fungal test strains grow *C. albicans* or *A. brasiliensis* at 20-25°C for 48-72 hours or 5-7 days, respectively.

To test for *C. albicans*, inoculate the preparation of the product to be examined 1:100 in SDB and incubate at 30-35°C for 3-5 days. Subculture on a plate of Sabouraud Dextrose Agar (ref. 10035).

INTERPRETING RESULTS

Turbidity indicates microbial growth.

APPEARANCE

Dehydrated medium: free-flowing, homogeneous, light beige.

Prepared medium: clear, light amber, may have a slight precipitate.

STORAGE

The powder is very hygroscopic, store the powder at 10-30°C, in a dry environment, in its original container tightly closed. Store tubes and bottles at 10-25°C away from light. Do not use the product beyond its expiry date on the label or if product shows any evidence of contamination or any sign of deterioration.

SHELF LIFE

Dehydrated medium: 4 years.

Medium in bottles/tubes: 2 years.

QUALITY CONTROL

The medium is inoculated with the microbial strains indicated in the QC table.

Inoculum for productivity: ≤ 100 CFU.

Incubation conditions: $32.5 \pm 2.5^\circ\text{C}$ for 48-72 h (*C. albicans*) and at $22.5 \pm 2.5^\circ\text{C}$ for up to 5 days (all listed organisms), under aerobic atmosphere.

QC Table.

Microorganism		Growth
<i>Candida albicans</i>	ATCC® 10231	Good
<i>Aspergillus brasiliensis</i>	ATCC® 16404	Good
<i>Saccharomyces cerevisiae</i>	ATCC® 9763	Good

WARNING AND PRECAUTIONS

The product does not contain hazardous substances in concentrations exceeding the limits set by current legislation and therefore is not classified as dangerous. It is nevertheless recommended to consult the safety data sheet for its correct use. The product is intended for *in vitro* diagnostic use and must be used only by properly trained operators.

DISPOSAL OF WASTE








Disposal of waste must be carried out according to national and local regulations in force.

BIBLIOGRAPHY

1. European Pharmacopoeia 6.5 (2009) 2.6.13. Microbiological examination of non-sterile products: Test for specified microorganisms.
2. United States Pharmacopoeia 32 NF 27 (2009) <62> Microbiological examination of non-sterile products: Test for specified microorganisms.
3. Japanese Pharmacopoeia 4.05 (2008) Microbiological examination of non-sterile products: Test for specified microorganisms.
4. Sabouraud, R. (1892) Ann. Dermatol. Syphilol. 3:1061.

PRESENTATION		Contents	Ref.
Sabouraud Dextrose Broth	Tubes	20 x 10 ml tubes	24109
Sabouraud Dextrose Broth	Bottles	6 x 100 ml bottles	402040
Sabouraud Dextrose Broth	Bottles	25 x 100 ml bottles	452040
Sabouraud Dextrose Broth	Bottles	6 x 500 ml bottles	471070
Sabouraud Dextrose Broth	Dehydrated medium	500 g of powder	610104
Sabouraud Dextrose Broth	Dehydrated medium	100 g of powder	620104

TABLE OF SYMBOLS

LOT Batch code	IVD <i>In vitro</i> Diagnostic Medical Device	 Manufacturer	 Use by	 Fragile, handle with care
REF Catalogue number	 Temperature limitation	 Contains sufficient for <n> tests	 Caution, consult Instruction For Use	 Do not reuse



LIOFILCHEM® s.r.l.

Via Scozia zona ind.le, 64026 Roseto degli Abruzzi (Te) Italy
Tel. +39 0858930745 Fax +39 0858930330 www.liofilchem.net liofilchem@liofilchem.net

